




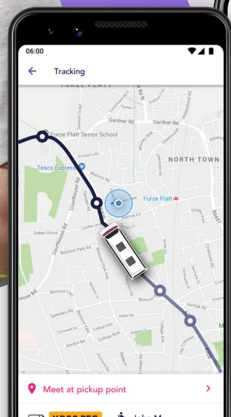
Don't see your worksite?
Let us know!

Sysco Access Report for Warehouses



Eliza Filler, Business Development Representative
617-682-2022
eliza.filler@zeelo.us

ZEELO 3min ago
Your Zeelo is on its way!
Meet at pickup location at 07:27.



What is an access report?

- An evaluation of commute options available to a current employee or candidate.
- Analysis of key recruitment locations powered by census data for the site location.
- **Don't see your worksite listed in this report? Let us know, Zeelo will build out a report for your location.**

Why does it matter?

- Restricted transportation options lead to a significantly tighter recruitment pool.
- This has a knock-on effect to key performance metrics: early leavers, overall staff retention, employee wellbeing, productivity and overall candidate quality.
- Cost of living for employees is significantly impacted by travel to work affecting wellbeing.

What have clients achieved by using Zeelo?

- Current Zeelo services have seen an increase of 78% in recruitment.
- 70% rate of staff retention among Zeelo clients improved after 12 months on average.
- On-Site attendance increased 62% with current clients with a supported Zeelo service.
- Conversion of temporary agency to direct staff savings.
- Higher engagement and employee satisfaction.

The Zeelo Service is important for me to get to work

95%

Strongly Agree / Agree



"It makes my transport to work much cheaper and much easier"
- Rider 2022

I cannot get to work without the Zeelo service.

75%

Strongly Agree / Agree



"Without the Zeelo Bus, I can't afford a bus or taxi going to work each day."
- Rider 2022

The Zeelo Service was important for me accepting my job

80%

Strongly Agree / Agree




vs Zeelo average - 73%

Having access to the Zeelo service has improved my mental wellbeing at work.

91%
Strongly Agree / Agree



 "The Zeelo service makes me more relaxed during my work time. I can concentrate better!" – Rider 2022

Does riding with Zeelo save you time every day?

88%
YES



45% 0–30 minutes
37% 30–60 minutes
7% 120 minutes +

Do you save money by riding the service? (per week)

93%
YES



25% \$5–\$10
30% \$10–\$20
25% More than \$30

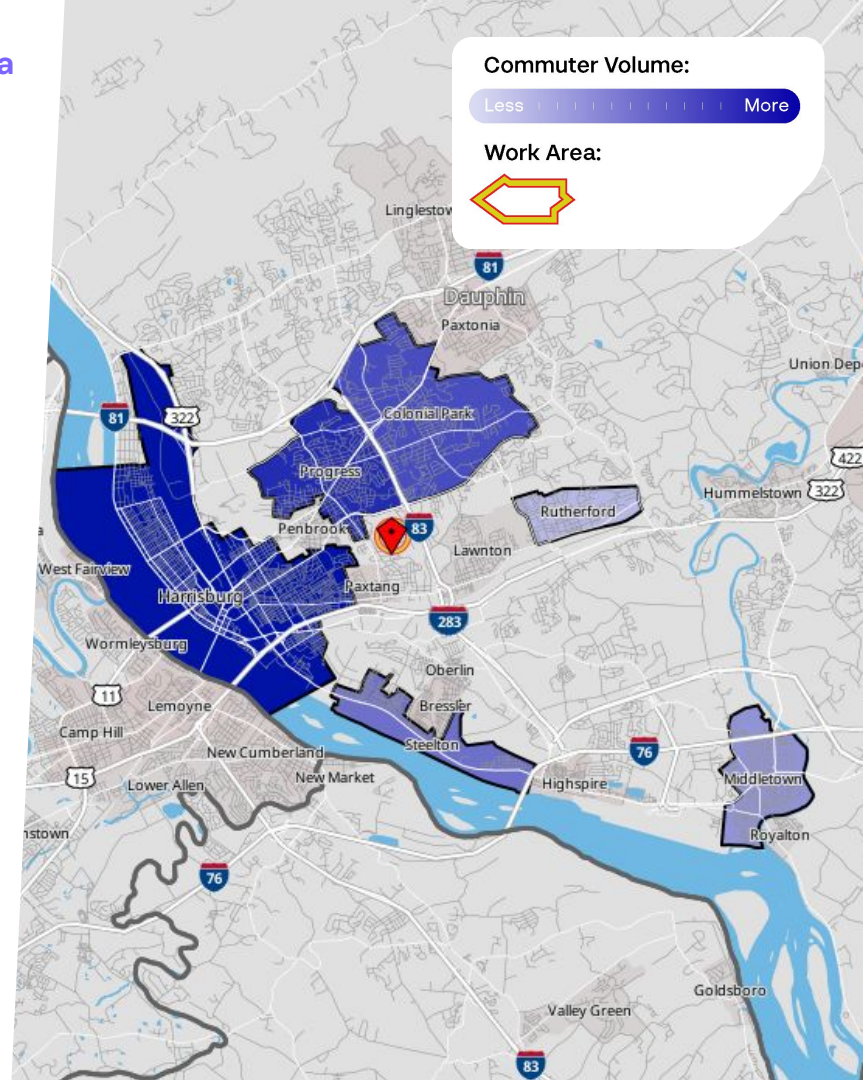
Sysco Warehouses
Pennsylvania

Where is the workforce traveling from?

Harrisburg, Progress, Colonial Park

Analysis:

- Harrisburg has the highest density of employees.
- This map is color coded based on where the workforce is commuting from, see the legend for more information.
- This is filtered to Individuals making between \$15,000 and \$40,000 per year.
- To ensure you can attract workers in these areas, we recommend introducing a private service which provides easier access to site from each of these locations.
- See example routes on the next slide, along with an overview of private transport times and associated costs.



Employee Commute Analysis for Harrisburg, Pennsylvania

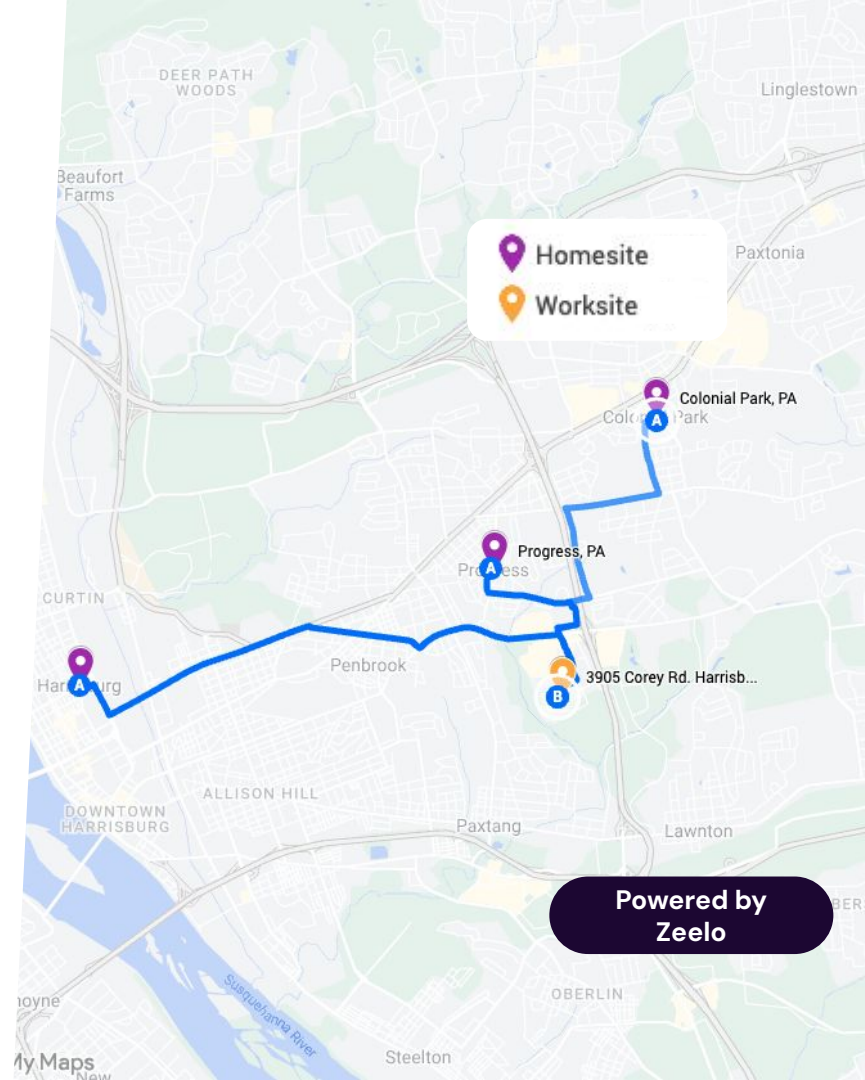
	Harrisburg, PA	Progress, PA	Colonial Park, PA
Zeelo Ride Time	4.4 mi	1.7 mi	3.0 mi
	11 mins	4 mins	7 mins
	\$5/trip*	\$5/trip*	\$5/trip*
Car Travel	4.4 mi	1.7 mi	3.0 mi
	14 mins	7 mins	9 mins
	\$3.17/trip**	\$1.22/trip**	\$2.16/trip**
Public transit	7.4 mi	1.6 mi	6.1 mi
	49 mins	36 mins	56 mins

Analysis:

- Public transit limits shift options.
- Zeelo can provide a time efficient alternative to private car transportation.

*On Average, riders on Zeelo services pay \$0 - \$5 per trip.

**Cost of driving per mile estimated using [AAA your driving costs fact sheet](#) (2022)

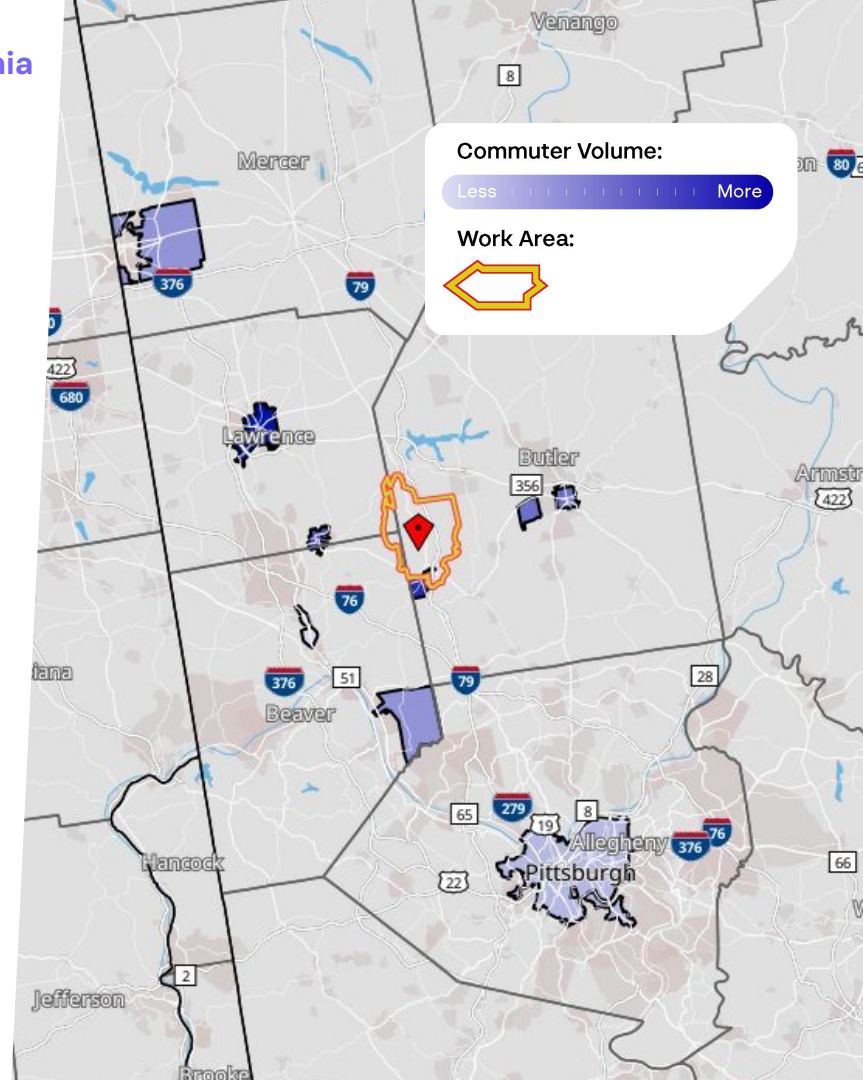


Where is the workforce traveling from?

📍 New Castle, Zelienople, Ellwood City

Analysis:

- 90% of employees commute from different zipcodes.
- This map is color coded based on where the workforce is commuting from, see the legend for more information.
- This is filtered to Individuals making between \$15,000 and \$40,000 per year.
- To ensure you can attract workers in these areas, we recommend introducing a private service which provides easier access to site from each of these locations.
- See example routes on the next slide, along with an overview of private transport times and associated costs.



Employee Commute Analysis for Pittsburgh, Pennsylvania

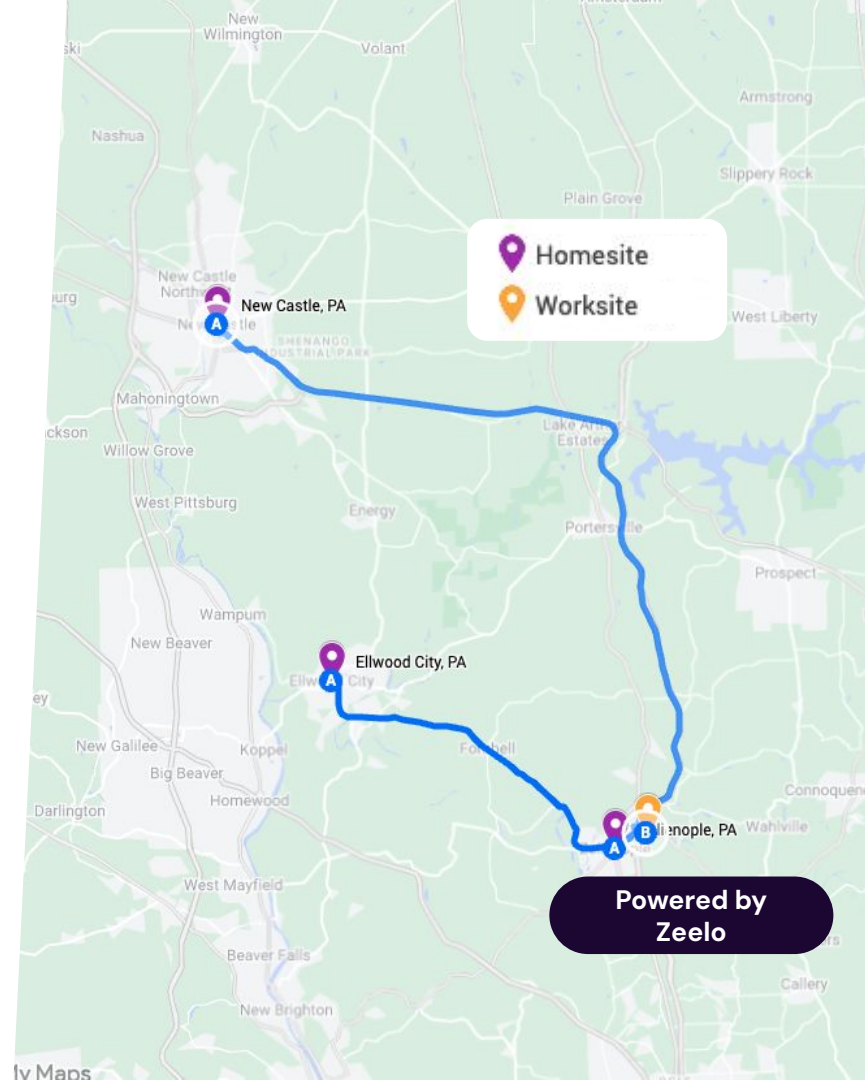
	New Castle, PA	Zelienople, PA	Ellwood City, PA
Zeelo Ride Time	25.1 mi	1.4 mi	11.7 mi
	51 mins	3 mins	28 mins
	\$5/trip*	\$5/trip*	\$5/trip*
Car Travel	25.1 mi	1.4 mi	11.7 mi
	34 mins	4 mins	21 mins
	\$18.07/trip**	\$1.01/trip**	\$8.42/trip**
Public transit	No Route Found	No Route Found	No Route Found

Analysis:

- Limited alternatives to private transportation.
- Public transit limits shift options, no routes were found for this travel.
- Zeelo can provide an efficient alternative to private car transportation.

*On Average, riders on Zeelo services pay \$0 - \$5 per trip.

**Cost of driving per mile estimated using [AAA your driving costs fact sheet](#) (2022)



Powered by
Zeelo

Sysco Warehouses
California

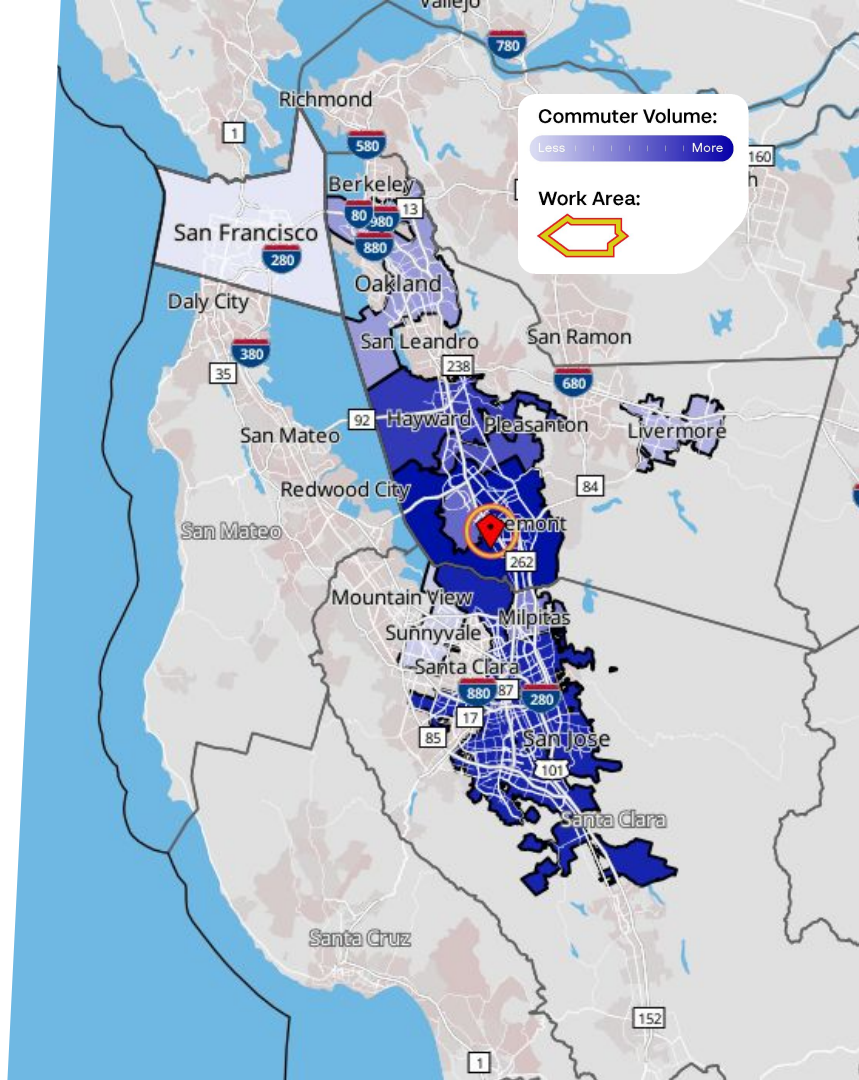
Employee Recruitment Analysis for Fremont, California

Where is the workforce traveling from?

San Jose, Hayward, Union City

Analysis:

- 80% of employees commute from outside Fremont
- This map is color coded based on where the workforce is commuting from, see the legend for more information.
- This is filtered to Individuals making between \$15,000 and \$40,000 per year.
- To ensure you can attract workers in these areas, we recommend introducing a private service which provides easier access to site from each of these locations.
- See example routes on the next slide, along with an overview of private transport times and associated costs.



Employee Commute Analysis for Fremont, California

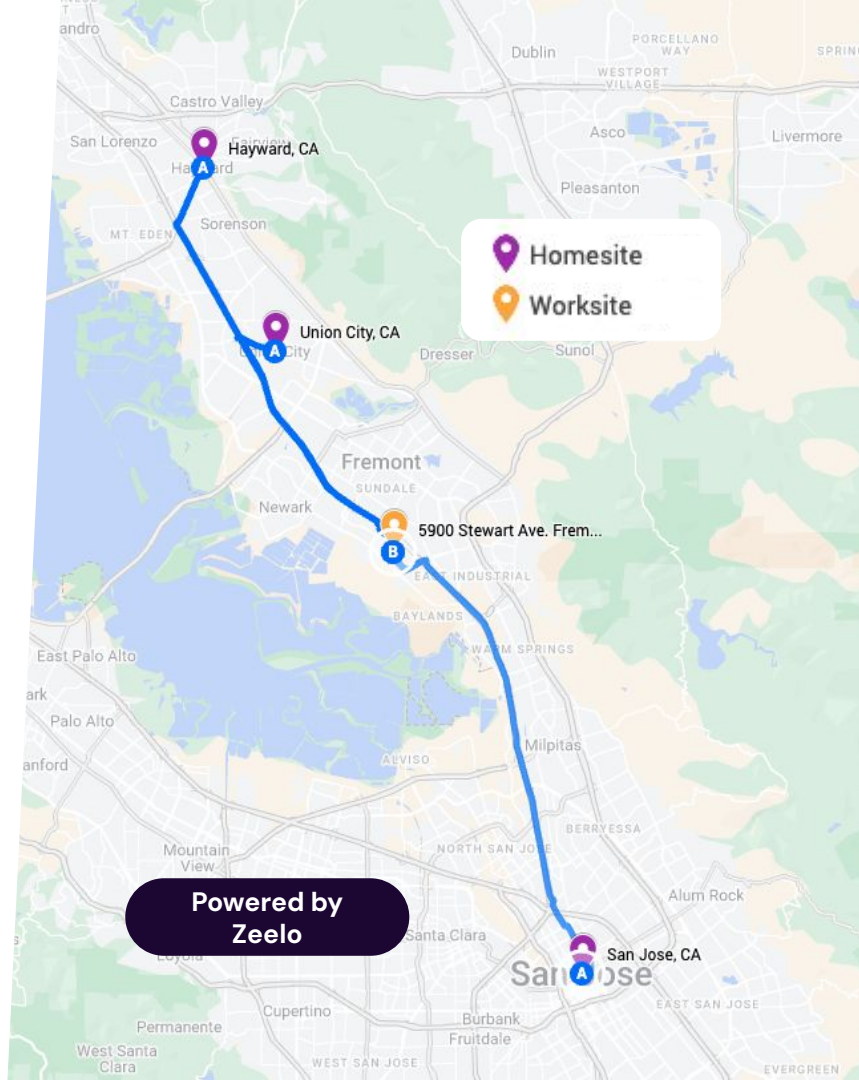
	San Jose, CA	Hayward, CA	Union City, CA
Zeelo Ride Time	14.7 mi	13.8 mi	9.2 mi
	35 mins	33 mins	21 mins
	\$5/trip*	\$5/trip*	\$5/trip*
Car Travel	14.7 mi	13.8 mi	9.2 mi
	24 mins	22 mins	14 mins
	\$10.58/trip**	\$9.94/trip**	\$6.62/trip**
Public transit	14.7 mi		
	1 hour 44 mins	No Route Found	No Route Found

Analysis:

- Limited alternatives to private transportation.
- Public transit limits shift options, routes are not available from every location.
- Zeelo can provide a cost efficient alternative to private car transportation.

*On Average, riders on Zeelo services pay \$0 - \$5 per trip.

**Cost of driving per mile estimated using [AAA your driving costs fact sheet](#) (2022)



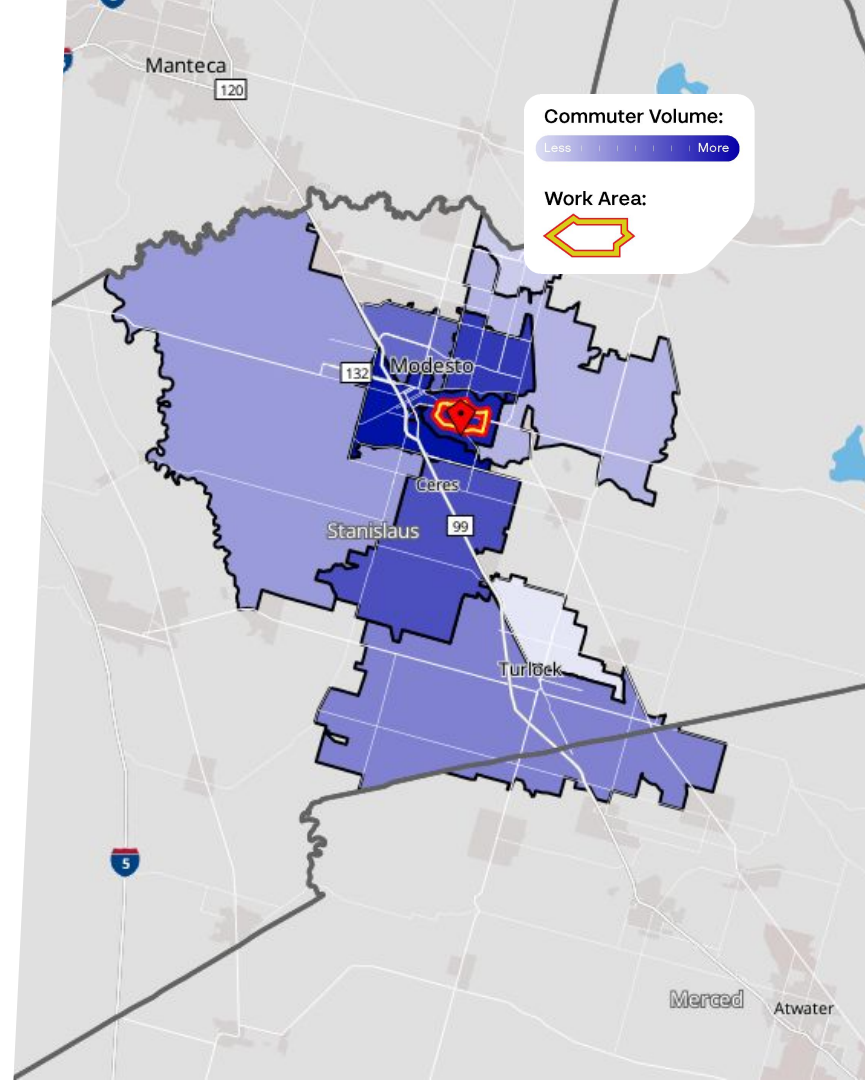
Employee Recruitment Analysis for Modesto, California

Where is the workforce traveling from?

Modesto Zip Codes: 95351, 95355, 95307

Analysis:

- 90% of employees commute from different Modesto zip codes than the worksite.
- This map is color coded based on where the workforce is commuting from, see the legend for more information.
- This is filtered to Individuals making between \$15,000 and \$40,000 per year.
- To ensure you can attract workers in these areas, we recommend introducing a private service which provides easier access to site from each of these locations.
- See example routes on the next slide, along with an overview of private transport times and associated costs.



Employee Commute Analysis for Modesto, California

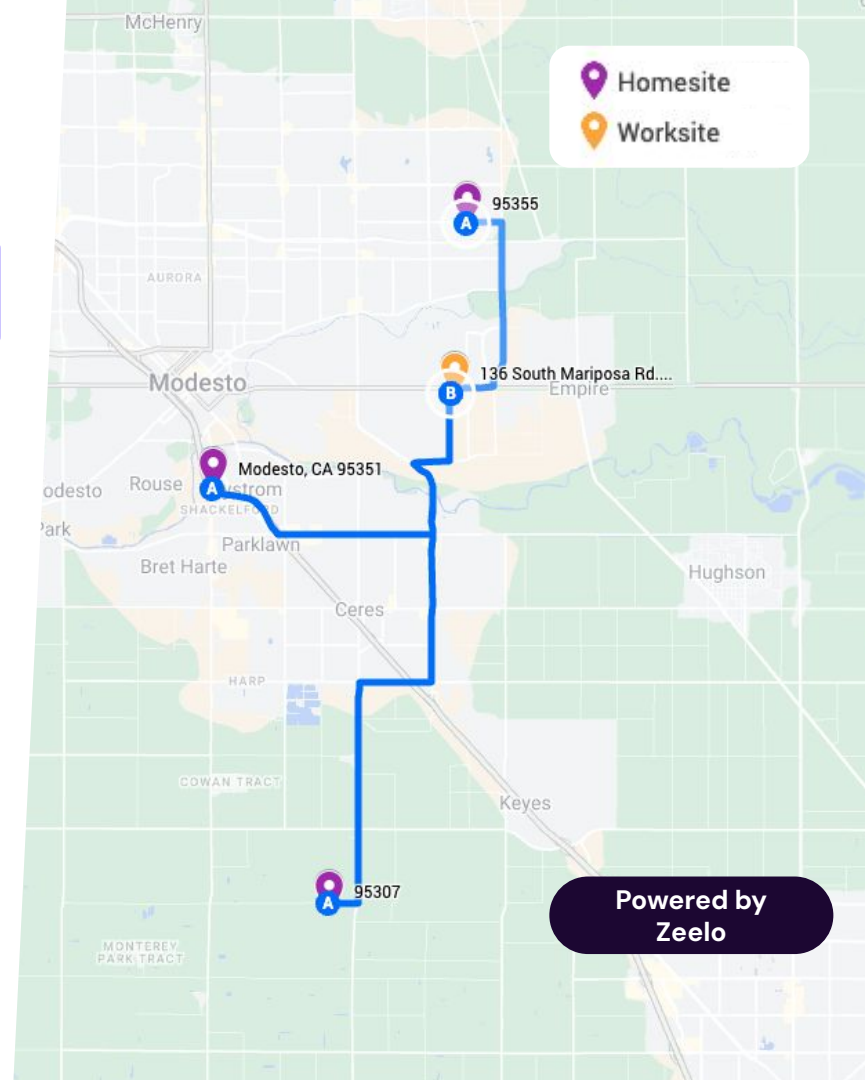
	Modesto, CA 95351	95355	95307
Zeelo Ride Time	5.8 mi 14 mins \$5/trip*	3.5 mi 8 mins \$5/trip*	9.0 mi 22 mins \$5/trip*
Car Travel	5.8 mi 12 mins \$4.18/trip**	3.5 mi 8 mins \$2.52/trip**	9.0 mi 17 mins \$6.48/trip**
Public transit	5.8 mi 52 mins	3.5 mi 39 mins	No Route Found

Analysis:

- Limited alternatives to private transportation.
- Public transit limits shift option and routes are not available from all zip code locations.
- Zeelo can provide an efficient alternative to private car transportation.

*On Average, riders on Zeelo services pay \$0 - \$5 per trip.

**Cost of driving per mile estimated using [AAA your driving costs fact sheet](#) (2022)



Employee Commute Analysis for Walnut, California

Los Angeles, CA Diamond Bar City, LA Pomona, CA

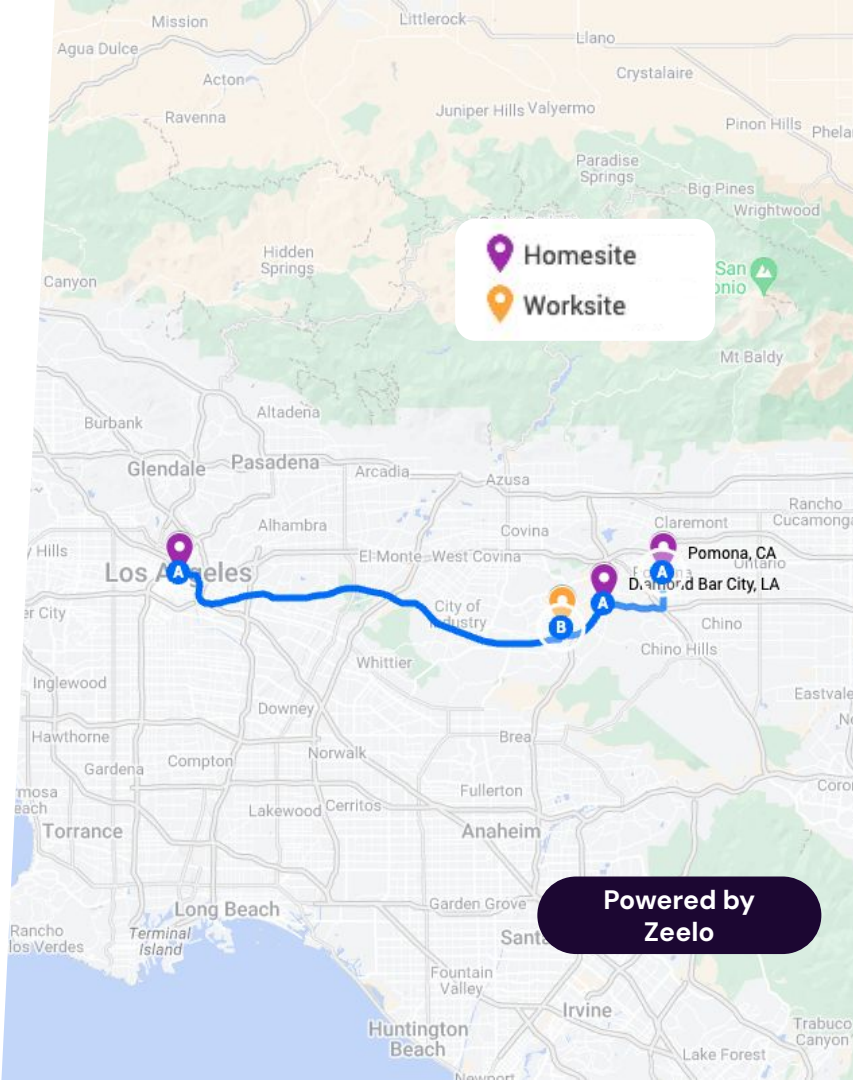
	25.6 mi	4.1 mi	9.4 mi
Zeelo Ride Time	42 mins	10 mins	23 mins
	\$5/trip*	\$5/trip*	\$5/trip*
	25.6 mi	4.1 mi	9.4 mi
Car Travel	28 mins	7 mins	15 mins
	\$18.43/trip**	\$2.95/trip**	\$6.77/trip**
	25.6 mi	4.1 mi	9.4 mi
Public transit	1 hour 26 mins	32 mins	47 mins

Analysis:

- Public transit limits shift options.
- Zeelo can provide a time efficient alternative to private car transportation.

*On Average, riders on Zeelo services pay \$0 - \$5 per trip.

**Cost of driving per mile estimated using [AAA your driving costs fact sheet](#) (2022)



Zeelo can make custom reports for your worksite. Reach out and let us know if we missed your worksite in this report.

If transportation can help your sites, here's the next steps:

- Book a free consultation and data report with your Zeelo representative
- Zeelo will map employee/candidate postcode for sites
- Flexible routing to maximize recruitment pool
- Assessment of expected ROI from launching a private route

Eliza Filler, Business Development
Representative
eliza.filler@zeelo.us
617-682-2022