



Tyson Foods Access Report for Plant Worksites


Adam Hall, Account Executive

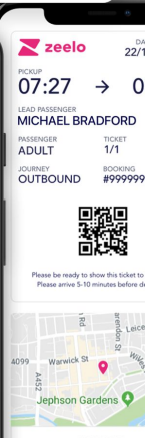
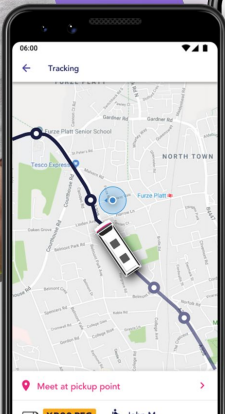
615-946-2311

adam.hall@zeelo.us

Don't see your worksite?
Let us know!



 ZEELO 3min ago
Your Zeelo is on its way!
Meet at pickup location at 07:27.



What is an access report?

- An evaluation of possible commute options available to a current employee or candidate.
- Analysis of key recruitment locations based on available census data for the site location.
- These are scenarios based on estimates for the worksite locations listed.
- **Don't see your worksite listed in this report? Let us know, Zeelo will build out a report for your location.**

Why does it matter?

- Restricted transportation options lead to a significantly tighter recruitment pool.
- This has a knock-on effect to key performance metrics: early leavers, overall staff retention, employee wellbeing, productivity and overall candidate quality.
- Cost of living for employees is significantly impacted by travel to work affecting wellbeing.

What have clients achieved by using Zeelo?

- Current Zeelo services have seen an increase of 78% in recruitment.
- 70% rate of staff retention among Zeelo clients improved after 12 months on average.
- On-Site attendance increased 62% with current clients with a supported Zeelo service.
- Conversion of temporary agency to direct staff savings.
- Higher engagement and employee satisfaction.

The Zeelo Service is important for me to get to work

98%

Strongly Agree / Agree



"It makes my transport to work much cheaper and much easier"
- Rider 2024

I cannot get to work without the Zeelo service.

66%

Strongly Agree / Agree



"Without the Zeelo Bus, I can't afford a bus or taxi going to work each day."
- Rider 2024

The Zeelo Service was important for me accepting my job

70%

Strongly Agree / Agree




vs Zeelo average - 73%

Having access to the Zeelo service has improved my mental wellbeing at work.

87%
Strongly Agree / Agree



 "The Zeelo service makes me more relaxed during my work time. I can concentrate better!" – Rider 2024

Does riding with Zeelo save you time every day?

85%
YES



45% 0-30 minutes
37% 30-60 minutes
7% 120 minutes +

Do you save money by riding the service? (per week)

93%
YES



25% \$5-\$10
30% \$10-\$20
25% More than \$30

Tyson Plants
Arkansas

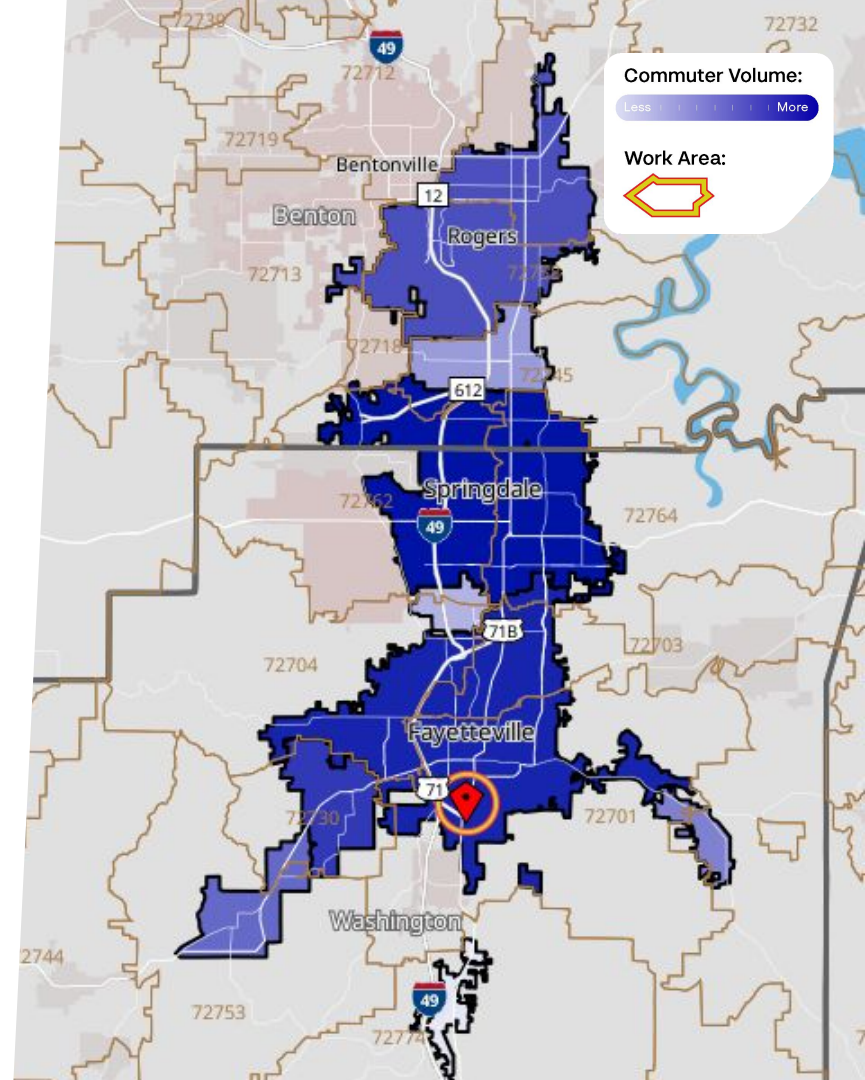
Employee Recruitment Analysis for Fayetteville Complex

Where is the workforce traveling from?

Springdale, Farmington, Rogers

Analysis:

- 75% of workforce commutes from outside Fayetteville.
- This map is color coded based on where the workforce is commuting from, see the legend for more information.
- This is filtered to Individuals making between \$15,000 and \$40,000 per year.
- To ensure you can attract workers in these areas, we recommend introducing a private service which provides easier access to site from each of these locations.
- See example routes on the next slide, along with an overview of private transport times and associated costs.



Employee Commute Analysis for Fayetteville Complex

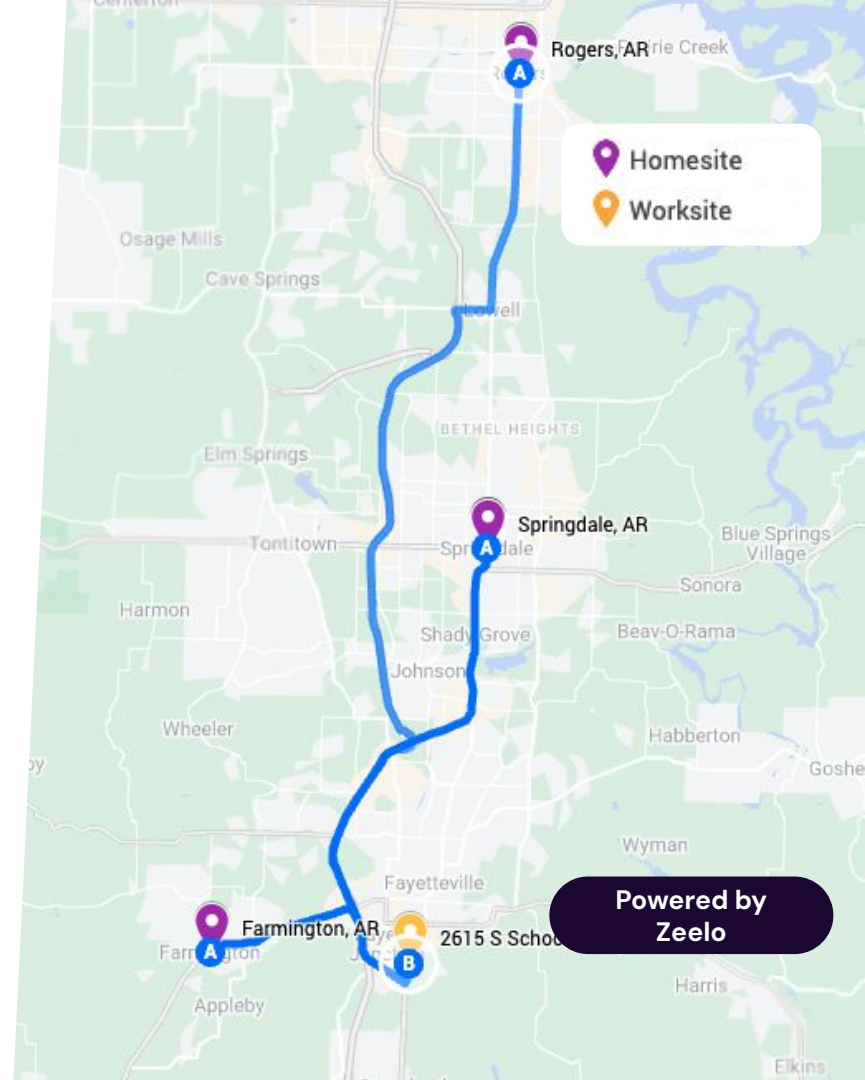
	Springdale, AR	Farmington, AR	Rogers, AR
Zeelo Ride Time	13.0 mi 29 mins \$5/trip*	6.4 mi 15 mins \$5/trip*	26.2 mi 48 mins \$5/trip*
Car Travel	13.0 mi 19 mins \$10.66/trip**	6.4 mi 12 mins \$5.25/trip**	26.2 mi 32 mins \$21.48/trip**
Public transit	12.7 mi 1 hour 53 mins	No Route Found	No Route Found

Analysis:

- Limited alternatives to private transportation.
- Public transit limits shift options, and routes for some locations were not found..
- Zeelo can provide an efficient alternative to private transportation.

*On Average, riders on Zeelo services pay \$0 - \$5 per trip.

**Cost of driving per mile estimated using [AAA your driving costs fact sheet](#) (2024)



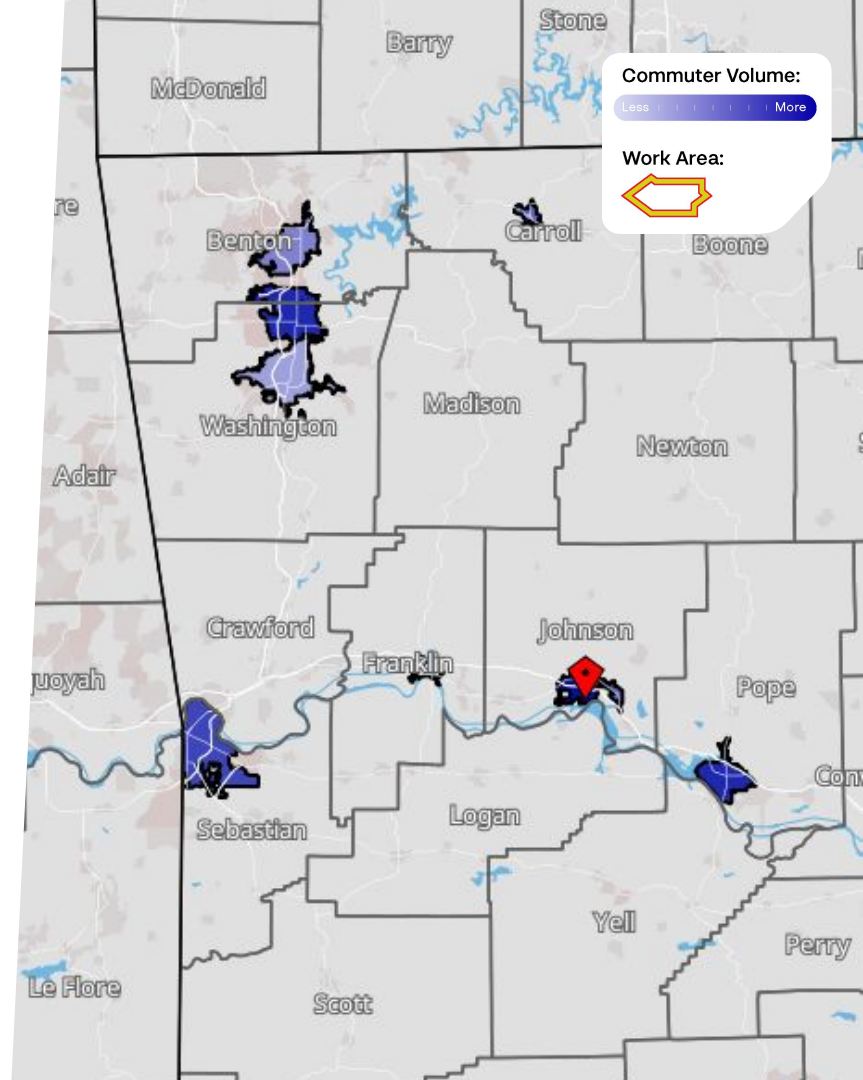
Employee Recruitment Analysis for Clarksville Plant

Where is the workforce traveling from?

Russellville, Springdale, Fort Smith

Analysis:

- 75% of workforce commutes from outside Clarksville.
- This map is color coded based on where the workforce is commuting from, see the legend for more information.
- This is filtered to Individuals making between \$15,000 and \$40,000 per year.
- To ensure you can attract workers in these areas, we recommend introducing a private service which provides easier access to site from each of these locations.
- See example routes on the next slide, along with an overview of private transport times and associated costs.



Employee Commute Analysis for Clarksville Plant

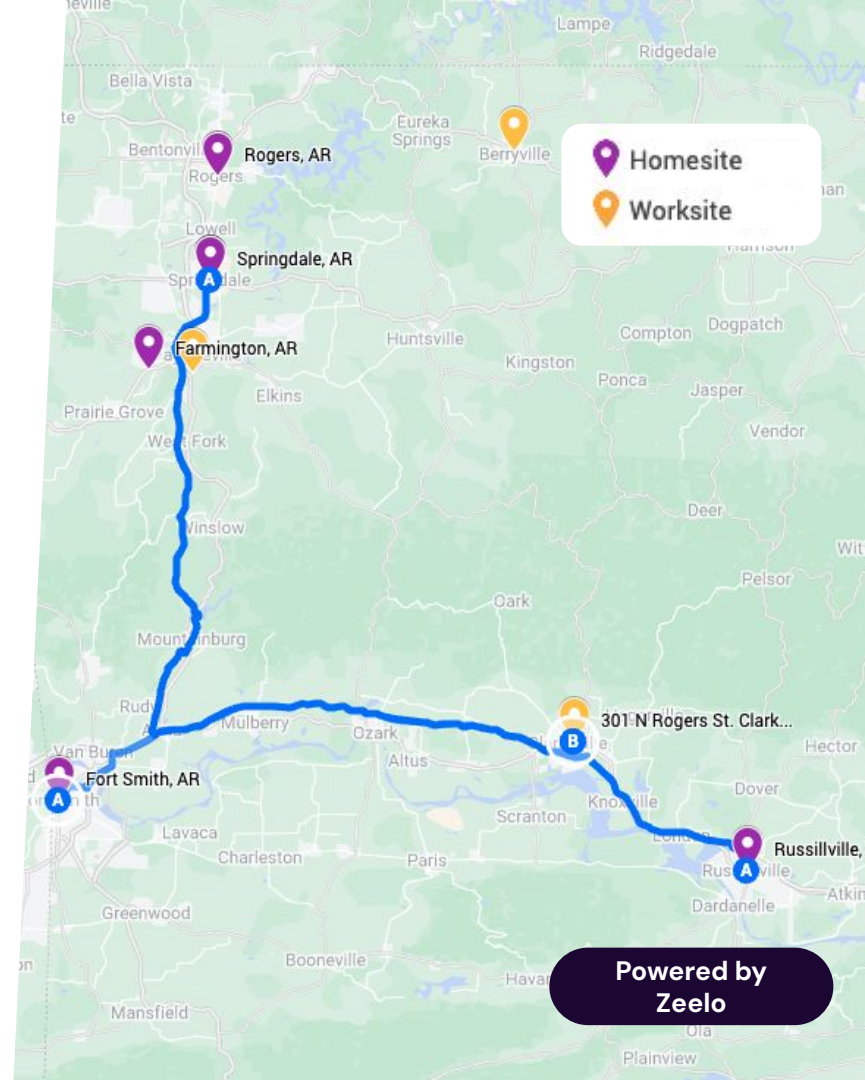
	Russellville, AR	Springdale, AR	Fort Smith, AR
Zeelo Ride Time	26.7 mi 44 mins \$5/trip*	100 mi 141 mins \$5/trip*	61.3 mi 92 mins \$5/trip*
Car Travel	26.7 mi 29 mins \$21.89/trip**	100 mi 1 hour 34 mins \$82.00/trip**	61.3 mi 1 hour 1 min \$50.27/trip**
Public transit	No Route Found	No Route Found	No Route Found

Analysis:

- Limited alternatives to private transportation.
- Public transit limits shift options. Routes were not found for some locations..
- Zeelo can provide an efficient alternative to private car transportation.

*On Average, riders on Zeelo services pay \$0 - \$5 per trip.


**Cost of driving per mile estimated using [AAA your driving costs fact sheet](#) (2024)



Tyson Plants
Kansas

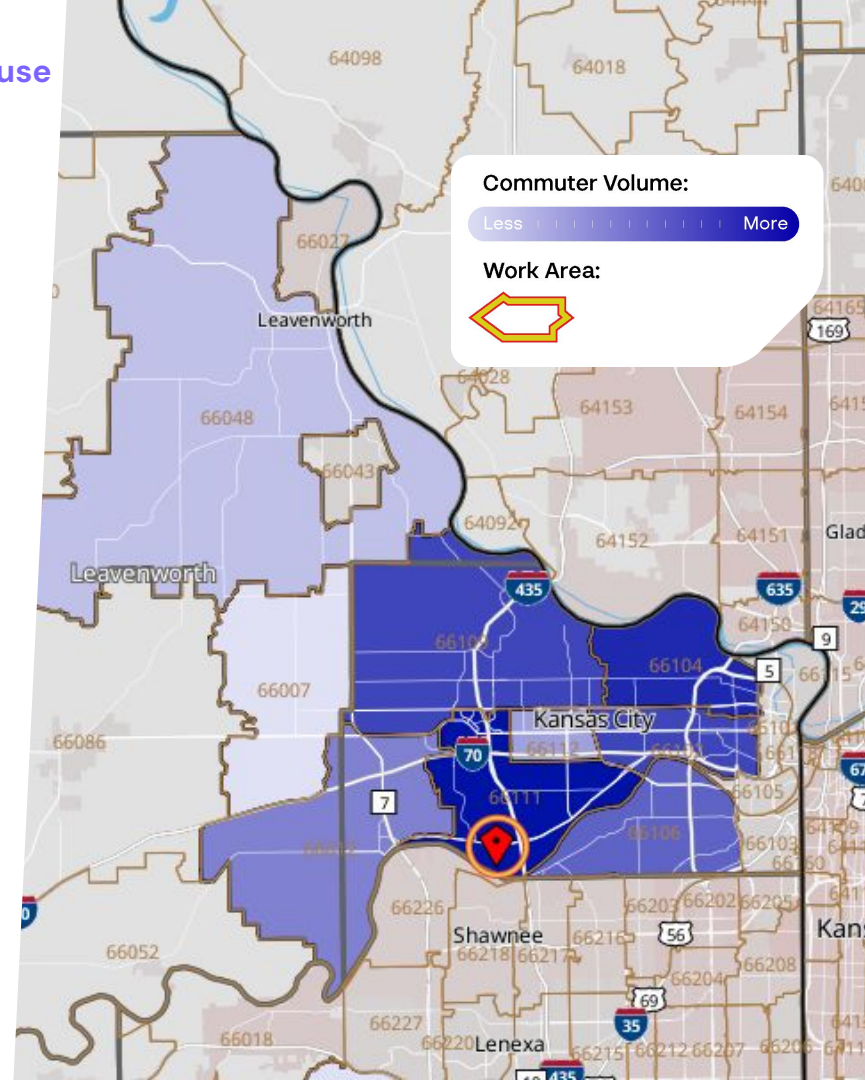
Employee Recruitment Analysis for Edwardsville Warehouse

Where is the workforce traveling from?

 Kansas City Zip Codes: 66106, 66102, 66109

Analysis:

- 90% of workforce commutes from different zip codes.
- This map is color coded based on where the workforce is commuting from, see the legend for more information.
- This is filtered to Individuals making between \$15,000 and \$40,000 per year.
- To ensure you can attract workers in these areas, we recommend introducing a private service which provides easier access to site from each of these locations.
- See example routes on the next slide, along with an overview of private transport times and associated costs.



Employee Commute Analysis for Edwardsville Warehouse

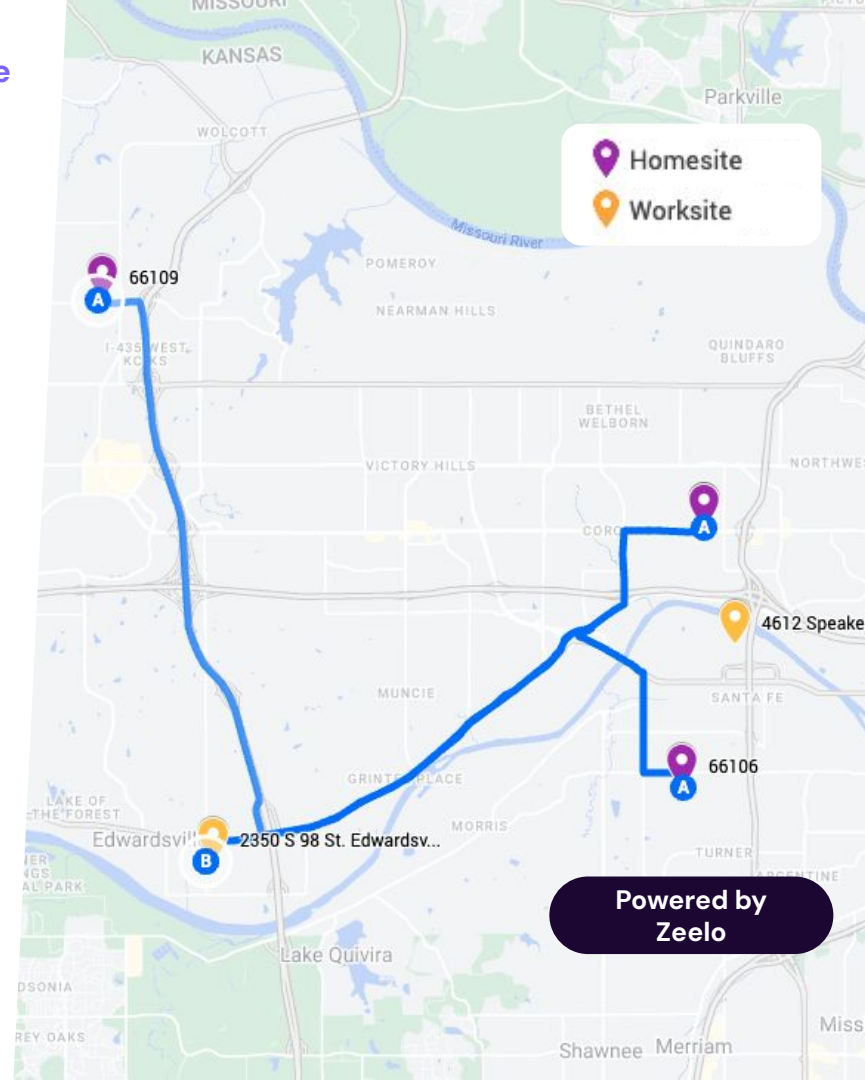
	66106	66102	66109
Zeelo Ride Time	8.7 mi	8.4 mi	8.5 mi
	21 mins	20 mins	14 mins
	\$5/trip*	\$5/trip*	\$5/trip*
Car Travel	8.7 mi	8.4 mi	8.5 mi
	16 mins	14 mins	9 mins
	\$7.13/trip**	\$6.89/trip**	\$6.97/trip**
Public transit	No Route Found	No Route Found	No Route Found

Analysis:

- Limited alternatives to private transportation.
- Public transit limits shift options. No routes were found for these zip codes.
- Zeelo can provide an efficient alternative to private car transportation.

*On Average, riders on Zeelo services pay \$0 - \$5 per trip.

**Cost of driving per mile estimated using [AAA your driving costs fact sheet](#) (2024)



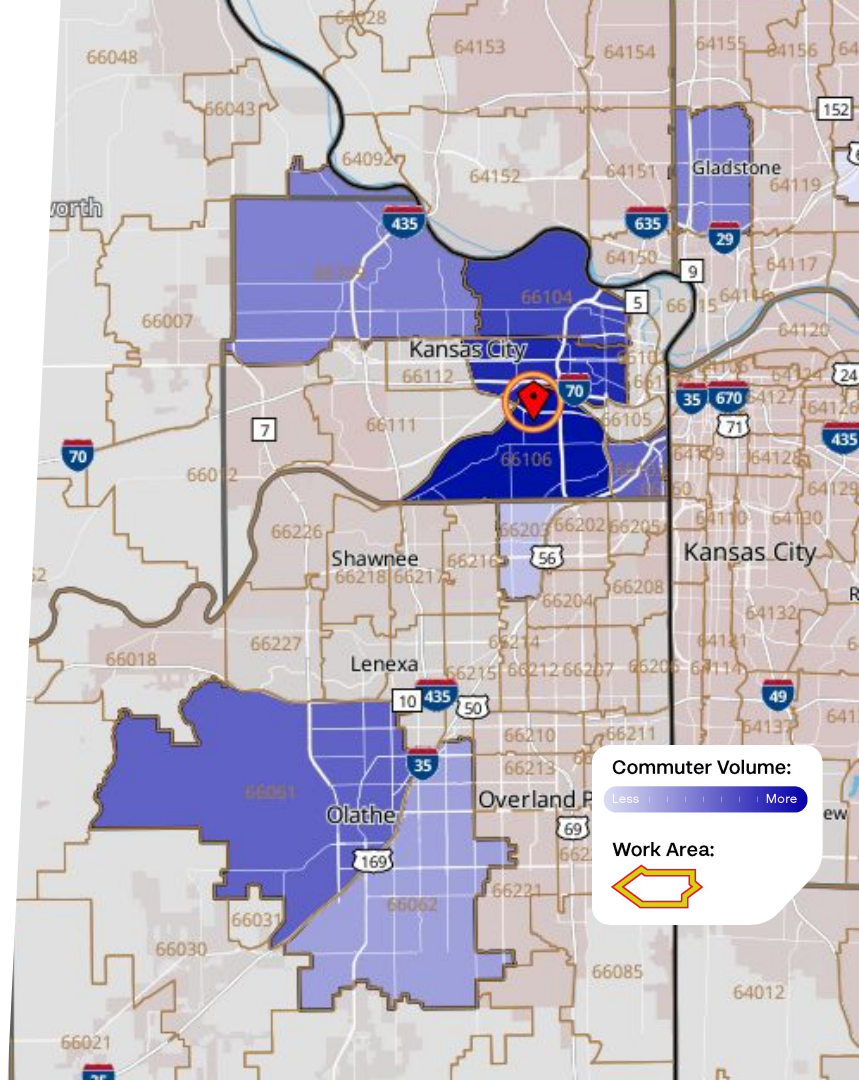
Employee Recruitment Analysis for Kansas City Plant

Where is the workforce traveling from?

Kansas City Zip Codes: 66102, 64118, 66103

Analysis:

- 90% of workforce commutes from different zip codes.
- This map is color coded based on where the workforce is commuting from, see the legend for more information.
- This is filtered to Individuals making between \$15,000 and \$40,000 per year.
- To ensure you can attract workers in these areas, we recommend introducing a private service which provides easier access to site from each of these locations.
- See example routes on the next slide, along with an overview of private transport times and associated costs.



Employee Commute Analysis for Kansas City Plant

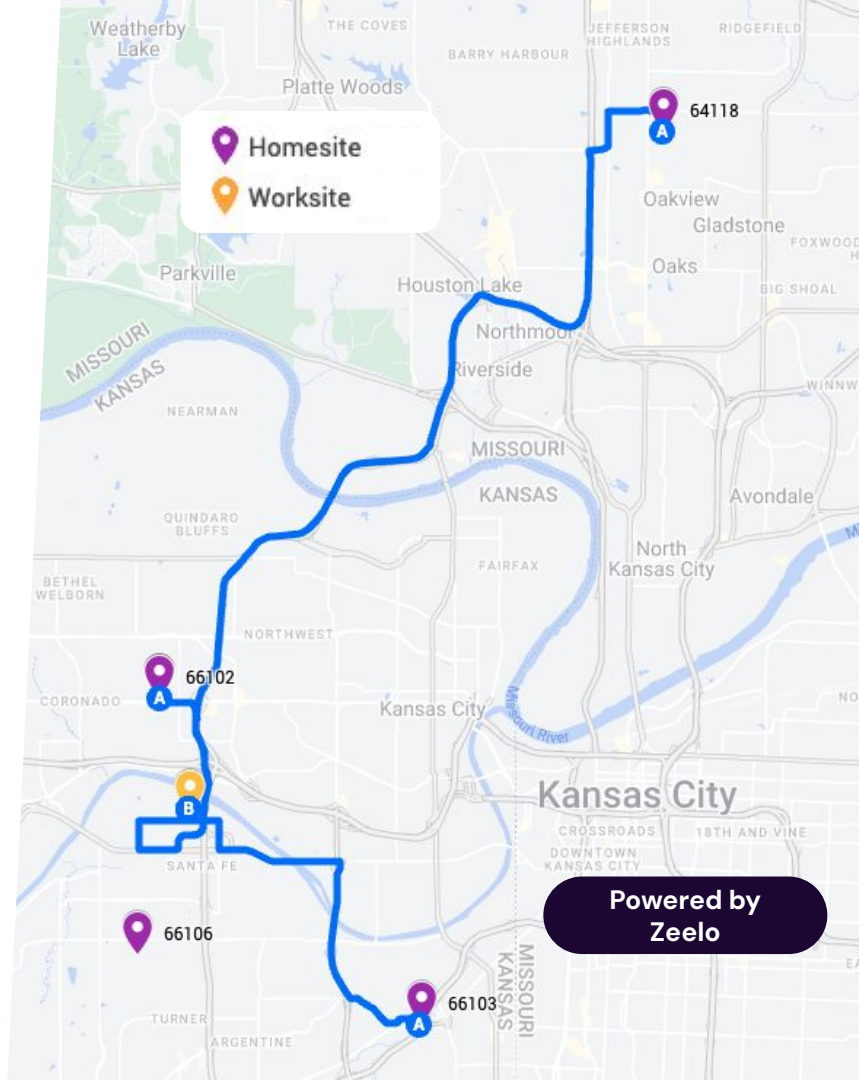
	66102	64118	66103
Zeelo Ride Time	3.8 mi 9 mins \$5/trip*	15.7 mi 32 mins \$5/trip*	8.3 mi 17 mins \$5/trip*
Car Travel	3.8 mi 7 mins \$3.12/trip**	15.7 mi 21 mins \$12.87/trip**	8.3 mi 11 mins \$6.81/trip**
Public transit	No Route Found	No Route Found	No Route Found

Analysis:

- Limited alternatives to private transportation.
- Public transit limits shift options. No routes were found for some zip codes.
- Zeelo can provide an efficient alternative to private car transportation.

*On Average, riders on Zeelo services pay \$0 - \$5 per trip.

**Cost of driving per mile estimated using [AAA your driving costs fact sheet](#) (2024)



Zeelo can make custom reports for your worksite. Reach out and let us know if we missed your worksite in this report.

If transportation can help your sites, here's the next steps:

- Book a free consultation and data report with your Zeelo representative
- Zeelo will map employee/candidate postcode for sites
- Flexible routing to maximize recruitment pool
- Assessment of expected ROI from launching a private route

Adam Hall, Account Executive

615-946-2311

adam.hall@zeelo.us