



Walmart Access Report for Distribution Centers

Bella Stender, Business Development Representative

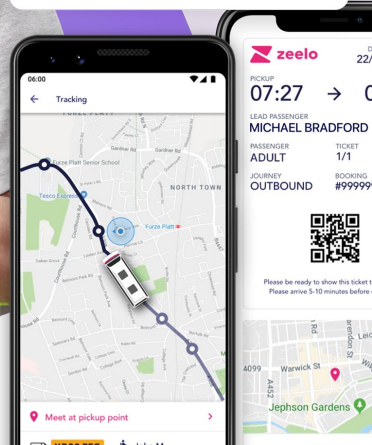
727-488-6893

isabella.stender@zeelo.us

Don't see your worksite?
Let us know!



ZEELO 3min ago
Your Zeelo is on its way!
Meet at pickup location at 07:27.



What is an access report?

- An evaluation of possible commute options available to a current employee or candidate.
- Analysis of key recruitment locations based on available census data for the site location.
- These are scenarios based on estimates for the worksite locations listed.
- **Don't see your worksite listed in this report? Let us know, Zeelo will build out a report for your location.**

Why does it matter?

- Restricted transportation options lead to a significantly tighter recruitment pool.
- This has a knock-on effect to key performance metrics: early leavers, overall staff retention, employee wellbeing, productivity and overall candidate quality.
- Cost of living for employees is significantly impacted by travel to work affecting wellbeing.

What have clients achieved by using Zeelo?

- Current Zeelo services have seen an Increase of 78% in recruitment.
- 70% rate of staff retention among Zeelo clients improved after 12 months on average.
- On-Site attendance increased 62% with current clients with a supported Zeelo service.
- Conversion of temporary agency to direct staff savings.
- Higher engagement and employee satisfaction.



The Zeelo Service is important for me to get to work

98%

Strongly Agree / Agree



"It makes my transport to work much cheaper and much easier"

- Rider 2024

I cannot get to work without the Zeelo service.

66%

Strongly Agree / Agree



"Without the Zeelo Bus, I can't afford a bus or taxi going to work each day."

- Rider 2024

The Zeelo Service was important for me accepting my job

70%

Strongly Agree / Agree



vs Zeelo average - 73%



Having access to the Zeelo service has improved my mental wellbeing at work.

87%

Strongly Agree / Agree



"The Zeelo service makes me more relaxed during my work time. I can concentrate better!" – **Rider 2024**

Does riding with Zeelo save you time every day?

85%

YES



45% 0–30 minutes

37% 30–60 minutes

7% 120 minutes +

Do you save money by riding the service? (per week)

93%

YES



25% \$5–\$10

30% \$10–\$20

25% More than \$30

Walmart Distribution Centers

Arkansas

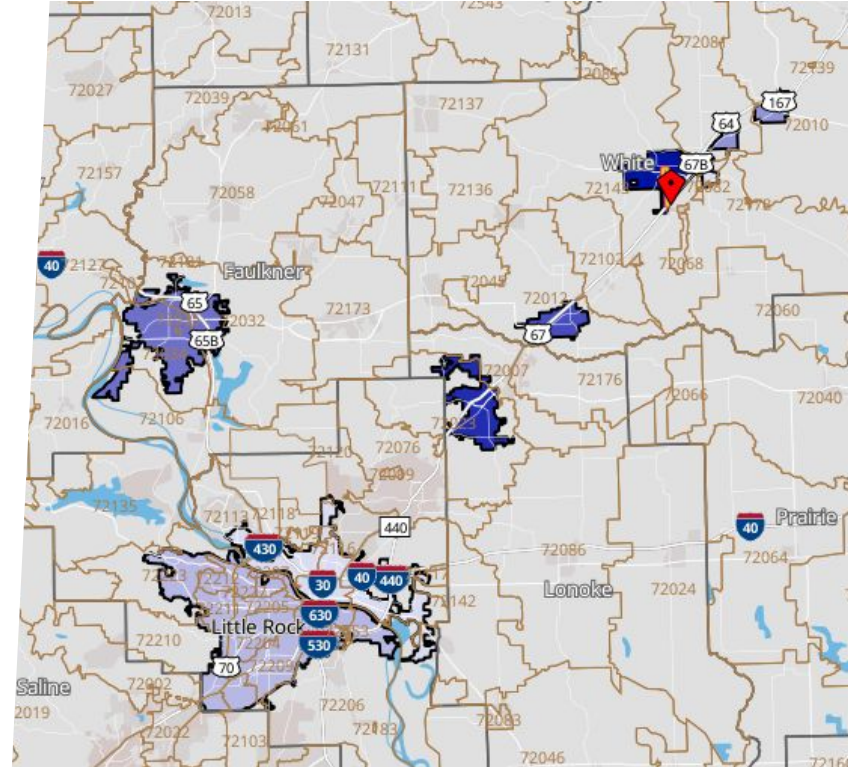
Employee Commute Analysis – Searcy, AR

Where is the workforce traveling from?

 Bald Knob, Conway, Little Rock

Analysis:

- An estimated 75% of all employees in the worksite census tract commute from outside Searcy.
- This map is color coded based on where they are commuting from.
- It is filtered for Individuals making between \$15,000 and \$40,000 per year.
- To ensure you can attract workers in these areas, we recommend introducing a private service which provides easier access to site from each of these locations.
- See example routes on the next slide, along with an overview of private transport times and associated costs.



Commuter Volume:

Less  More

Work Area:



Powered by Zeelo

Employee Commute Analysis – Searcy, AR

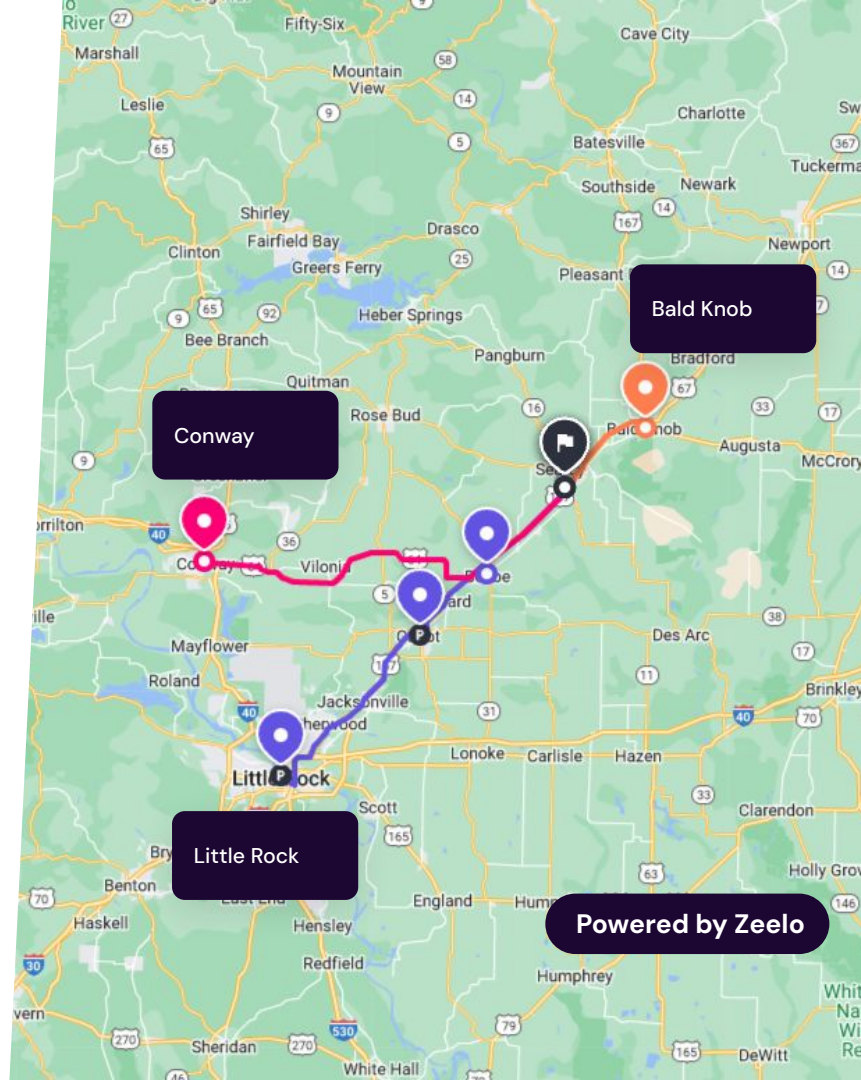
	Little Rock, AR	Conway, AR	Bald Knob, AR
Zeelo Ride Time	50.3 mi	49.6 mi	13.8 mi
	60 mins	58 mins	18 mins
	\$5/trip*	\$5/trip*	\$5/trip*
Car Travel	50.3 mi	49.6 mi	13.8 mi
	49 mins	54 mins	15 mins
	\$41.25/trip**	\$40.67/trip**	\$11.32/trip**
Public transit	No Route Found	No Route Found	No Route Found

Analysis:

- Limited alternatives to private transportation.
- No public transit routes were found.
- Zeelo can provide a time efficient alternative to private transportation.

*On Average, riders on Zeelo services pay \$0 - \$5 per trip.

**Cost of driving per mile estimated using [AAA your driving costs fact sheet](#) (2024)



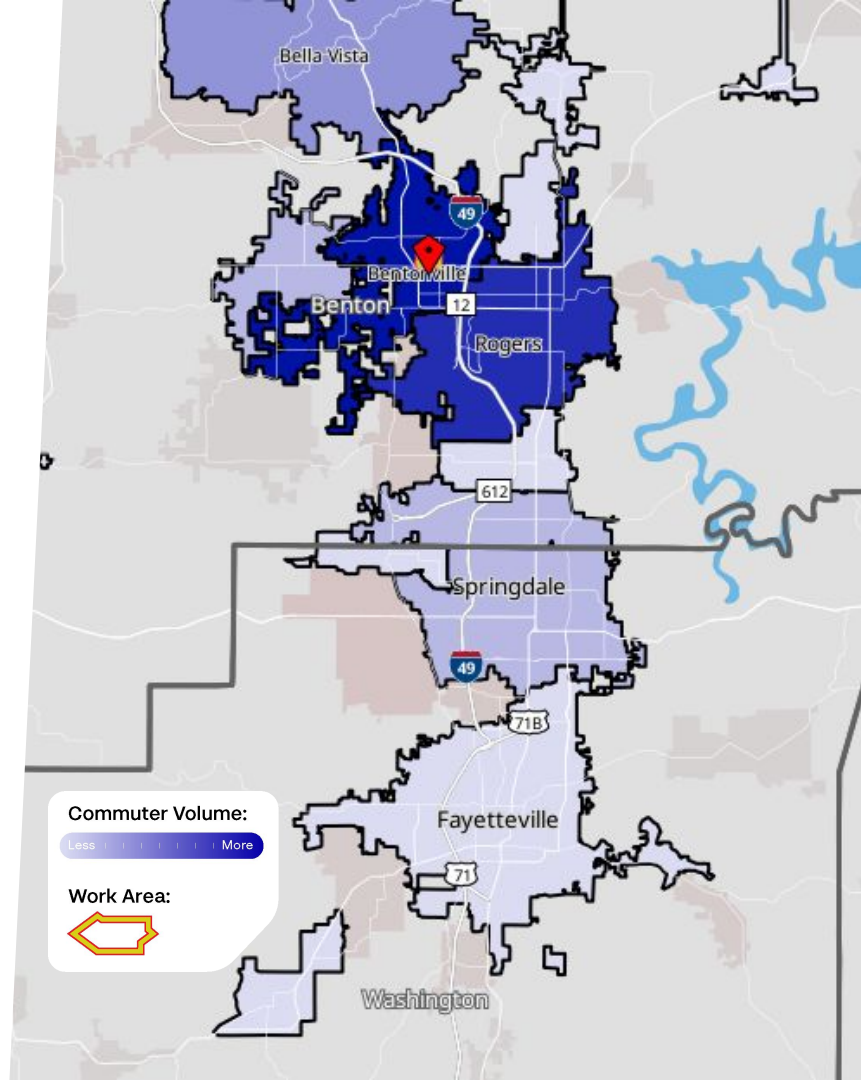
Employee Commute Analysis – Bentonville, AR

Where is the workforce traveling from?

Rogers, Springdale, Centerton, Bella Vista

Analysis:

- An estimated 80% of all employees in the worksite census tract commute from outside Bentonville.
- This map is color coded based on where they are commuting from.
- It is filtered for Individuals making between \$15,000 and \$40,000 per year.
- To ensure you can attract workers in these areas, we recommend introducing a private service which provides easier access to site from each of these locations.
- See example routes on the next slide, along with an overview of private transport times and associated costs.



Employee Commute Analysis – Bentonville, AR

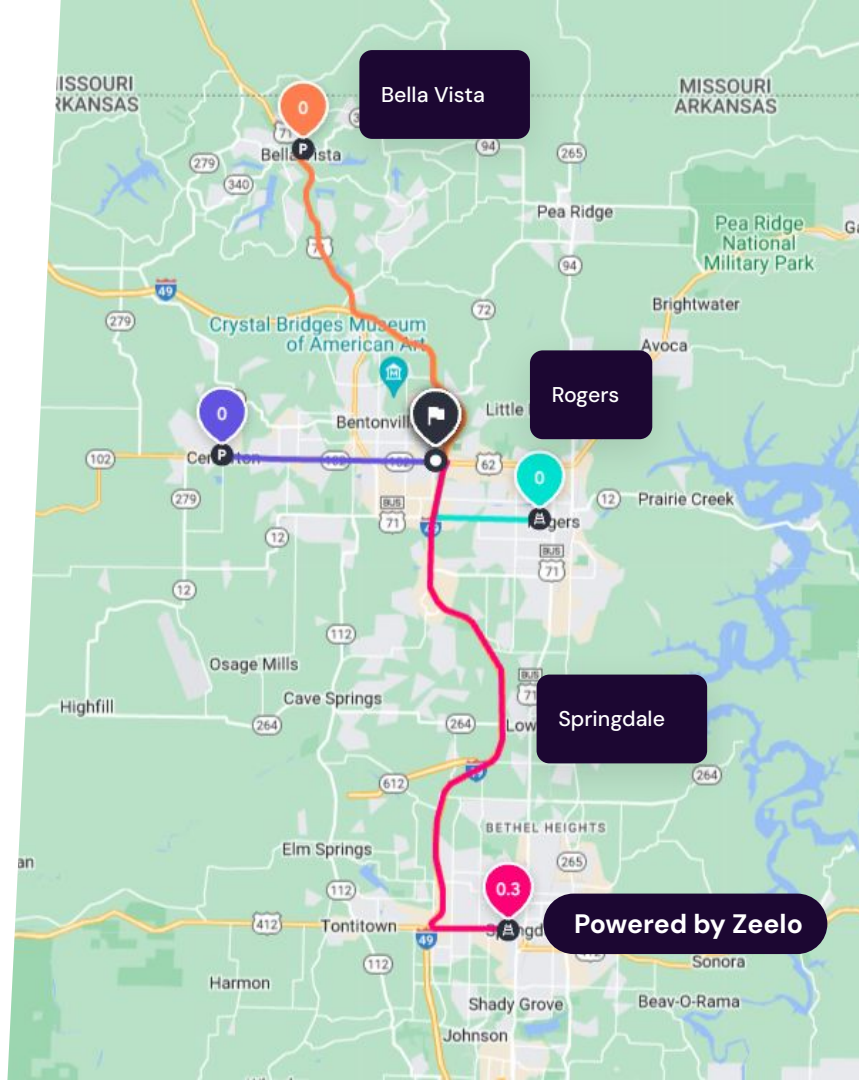
	Bella Vista, AR	Rogers, AR	Springdale, AR
Zeelo Ride Time	13.6 mi	8.5 mi	20.6 mi
	28 mins	20 mins	34 mins
	\$5/trip*	\$5/trip*	\$5/trip*
Car Travel	13.6 mi	8.5 mi	20.6 mi
	24 mins	19 mins	29 mins
	\$11.15/trip**	\$6.97/trip**	\$16.89/trip**
Public transit	No Route Found	No Route Found	No Route Found

Analysis:

- Limited alternatives to private transportation.
- On demand shuttles are insufficient for commuting at scale.
- No public transit routes were found.
- Zeelo can provide a time efficient alternative to private transport.

*On Average, riders on Zeelo services pay \$0 - \$5 per trip.

**Cost of driving per mile estimated using [AAA your driving costs fact sheet](#) (2024)



Walmart Distribution Centers

Georgia

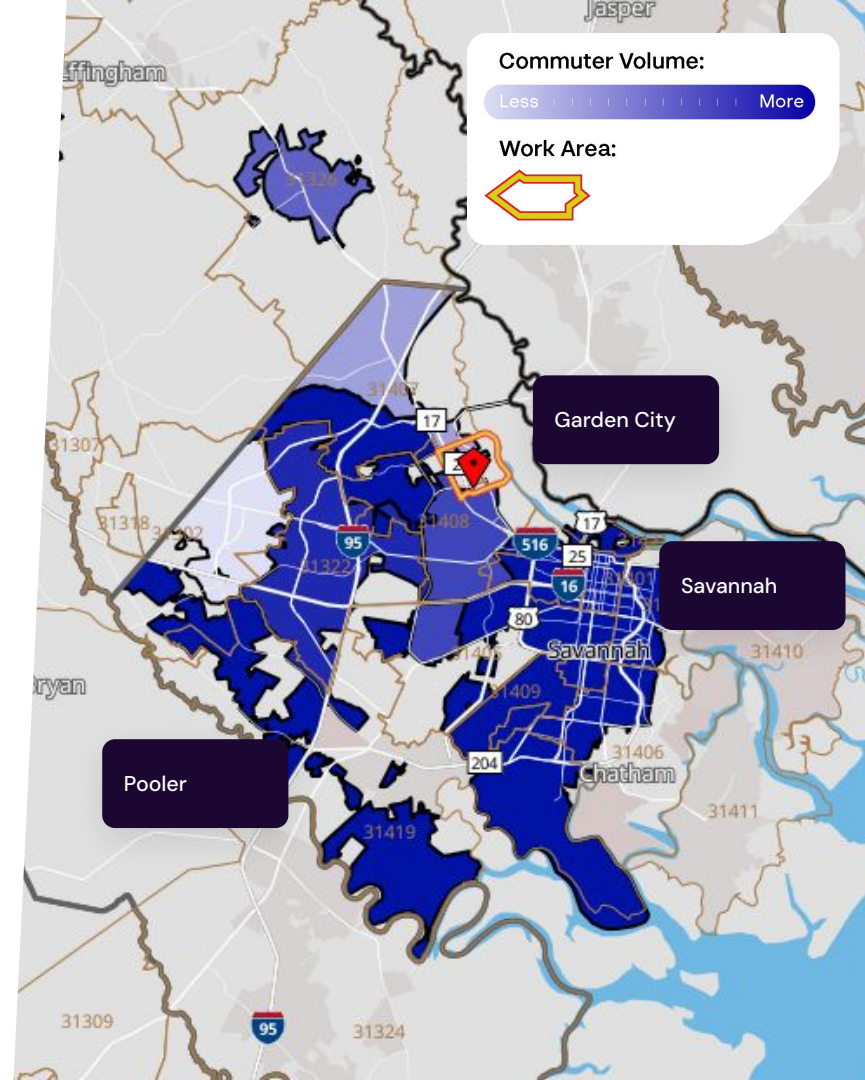
Employee Commute Analysis – Savannah, GA

Where is the workforce traveling from?

Savannah, Pooler, Garden City

Analysis:

- Almost 20% of all employees in the worksite census tract commute from Savannah alone.
- This map is color coded based on where they are commuting from.
- It is filtered for Individuals making between \$15,000 and \$40,000 per year.
- To ensure you can attract workers in these areas, we recommend introducing a private service which provides easier access to site from each of these locations.
- See example routes on the next slide, along with an overview of private transport times and associated costs.



Employee Commute Analysis – Savannah, GA

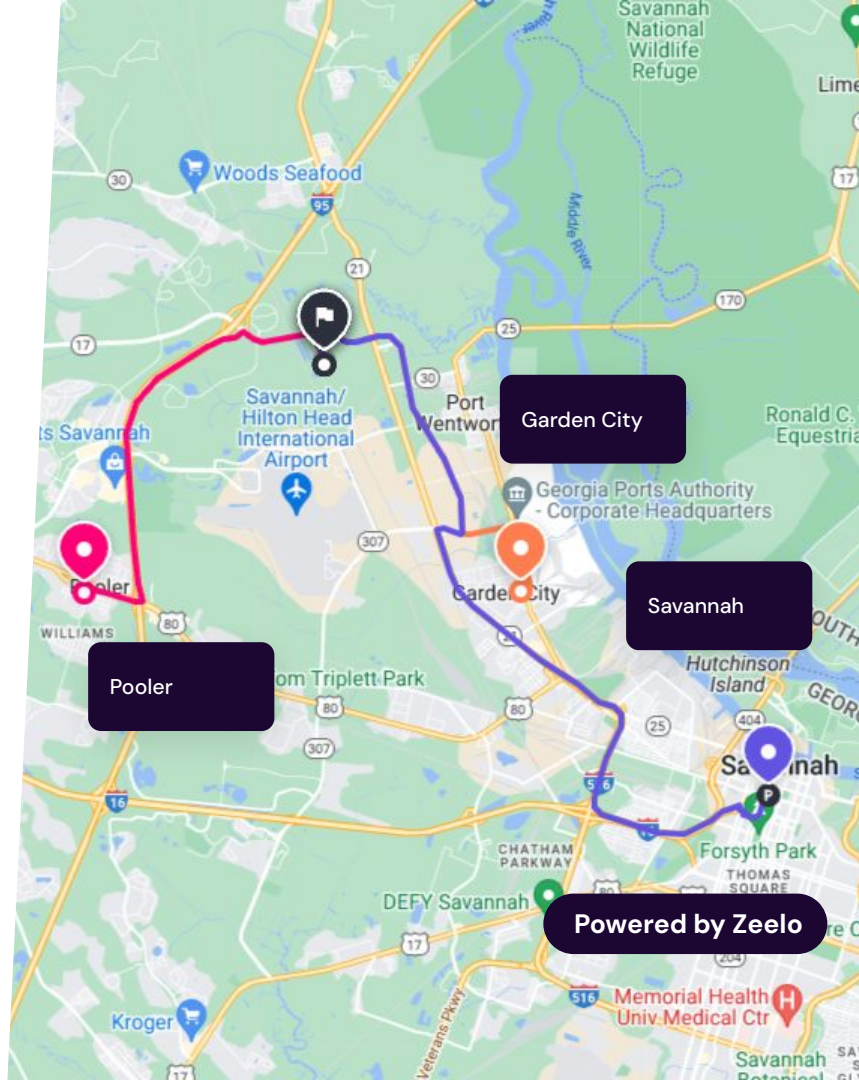
	Savannah, GA	Pooler, GA	Garden City, GA
Zeelo Ride Time	10.5 mi	6.8 mi	6.2 mi
	25 mins	16 mins	15 mins
	\$5/trip*	\$5/trip*	\$5/trip*
Car Travel	10.5 mi	6.8 mi	6.2 mi
	18 mins	11 mins	10 mins
	\$7.56/trip**	\$4.90/trip**	\$4.46/trip**
Public transit	10.5 mi	6.8 mi	6.2 mi
	1 hour 0 mins	1 hour 40 mins	36 mins

Analysis:

- Limited alternatives to private transportation.
- Public transit limits shift options and is not time efficient
- Zeelo can provide a time efficient alternative to private transportation.

*On Average, riders on Zeelo services pay \$0 - \$5 per trip.

**Cost of driving per mile estimated using [AAA your driving costs fact sheet](#) (2024)

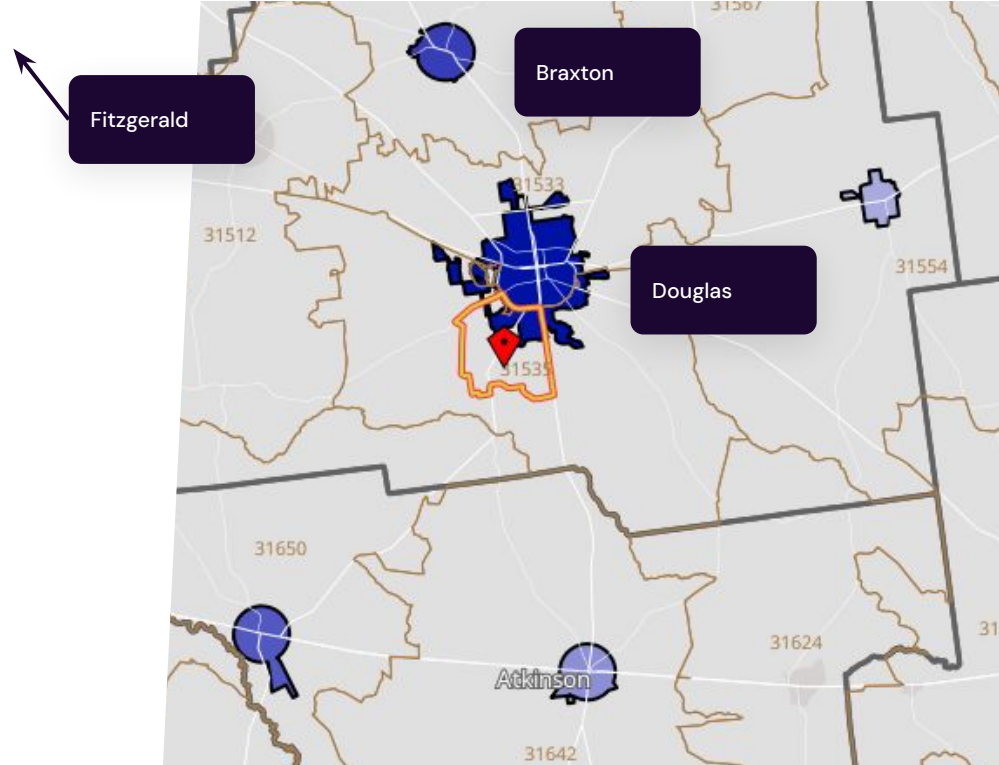


Where is the workforce traveling from?

Douglas, Fitzgerald, Broxton

Analysis:

- An estimated 16% of all employees in the worksite census tract commute from Douglas.
- This map is color coded based on where they are commuting from.
- It is filtered for Individuals making between \$15,000 and \$40,000 per year.
- To ensure you can attract workers in these areas, we recommend introducing a private service which provides easier access to site from each of these locations.
- See example routes on the next slide, along with an overview of private transport times and associated costs.



Commuter Volume:

Less More

Work Area:



Powered by Zeelo

Employee Commute Analysis – Douglas, GA

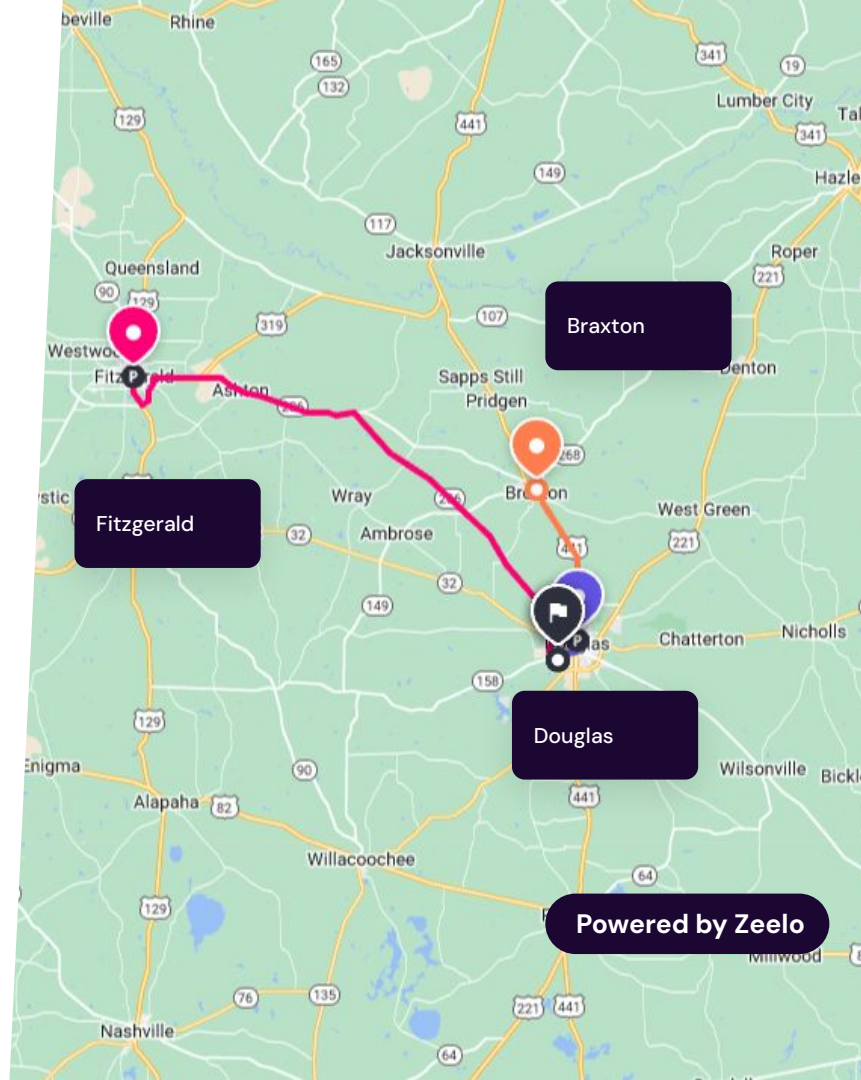
	Douglas, GA	Fitzgerald, GA	Broxton, GA
Zeelo Ride Time	1.7 mi	30.3 mi	10.1 mi
	4 mins	40 mins	20 mins
	\$5/trip*	\$5/trip*	\$5/trip*
Car Travel	1.7 mi	30.3 mi	10.1 mi
	4 mins	37 mins	14 mins
	\$1.39/trip**	\$24.85/trip**	\$8.28/trip**
Public transit	No Route Found	No Route Found	No Route Found

Analysis:

- Limited alternatives to private transportation.
- No public transit routes were found.
- Zeelo can provide a time efficient alternative to private transportation.

*On Average, riders on Zeelo services pay \$0 - \$5 per trip.

**Cost of driving per mile estimated using [AAA your driving costs fact sheet](#) (2024)



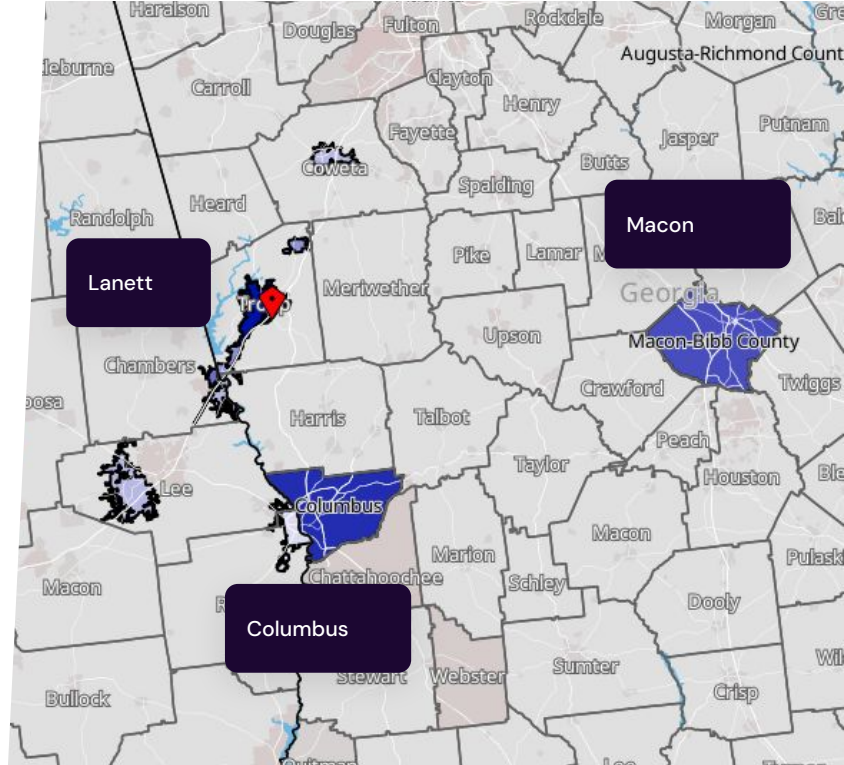
Employee Commute Analysis – LaGrange, GA

Where is the workforce traveling from?

Columbus, Macon-Bibb, Lanett, LaGrange

Analysis:

- An estimated 80% of all employees in the worksite census tract commute from outside of LaGrange.
 - This map is color coded based on where they are commuting from.
 - It is filtered for Individuals making between \$15,000 and \$40,000 per year.
- To ensure you can attract workers in these areas, we recommend introducing a private service which provides easier access to site from each of these locations.
- See example routes on the next slide, along with an overview of private transport times and associated costs.



Commuter Volume:

Less More

Work Area:



Powered by Zeelo

Employee Commute Analysis – LaGrange, GA

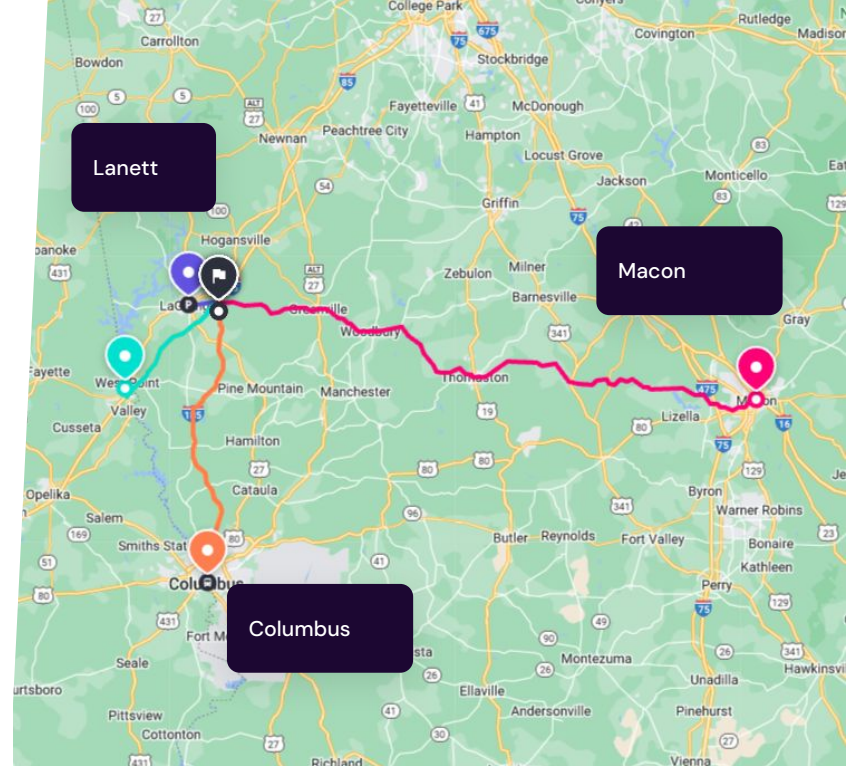
	Columbus, GA	Macon-Bibb, GA	Lanett, GA
	45.1 mi	92.4 mi	21.6 mi
Zeelo Ride Time	52 mins	164 mins	28 mins
	\$5/trip*	\$5/trip*	\$5/trip*
	45.1 mi	92.4 mi	21.6 mi
Car Travel	46 mins	1 hour 49 mins	23 mins
	\$36.98/trip**	\$75.77/trip**	\$17.71/trip**
	45.1 mi	92.4 mi	
Public transit	5 hours 48 mins	3 hours 43 mins	No Route Found

Analysis:

- Limited alternatives to private transportation.
- Public transit limits shift options and is not time efficient.
- Zeelo can provide an efficient alternative to private transportation.

*On Average, riders on Zeelo services pay \$0 - \$5 per trip.

**Cost of driving per mile estimated using [AAA your driving costs fact sheet](#) (2024)



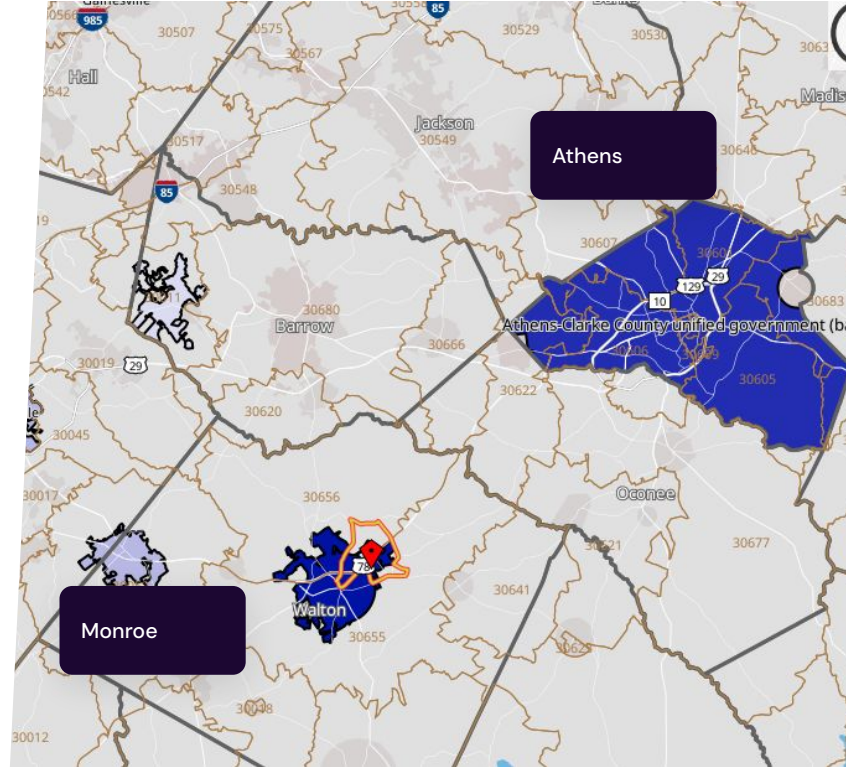
Powered by Zeelo

Where is the workforce traveling from?

 Monroe, Athens

Analysis:

- An estimated 95% of all employees in the worksite census tract commute from outside of Monroe.
- This map is color coded based on where they are commuting from.
- It is filtered for Individuals making between \$15,000 and \$40,000 per year.
- To ensure you can attract workers in these areas, we recommend introducing a private service which provides easier access to site from each of these locations.
- See example routes on the next slide, along with an overview of private transport times and associated costs.



Commuter Volume:

Less More

Work Area:



Powered by Zeelo

Employee Commute Analysis – Monroe, GA

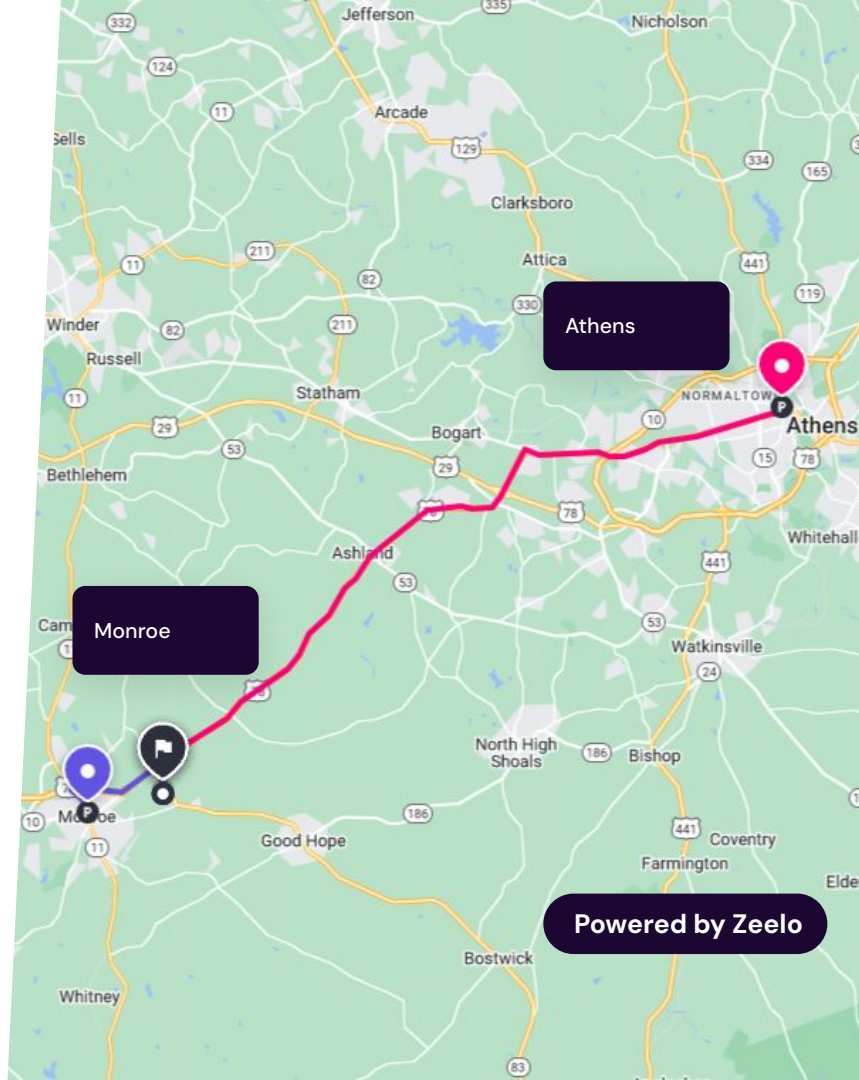
	Monroe, GA	Athens, GA
Zeelo Ride Time	3.3 mi	24.7 mi
	8 mins	51 mins
	\$5/trip*	\$5/trip*
Car Travel	3.3 mi	24.7 mi
	7 mins	34 mins
	\$2.71/trip**	\$20.25/trip**
Public transit	No Route Found	No Route Found

Analysis:

- Limited alternatives to private transportation.
- There are no public transit options available.
- Zeelo can provide a time efficient alternative to private transportation.

*On Average, riders on Zeelo services pay \$0 - \$5 per trip.

**Cost of driving per mile estimated using [AAA your driving costs fact sheet](#) (2024)



Walmart Distribution Centers

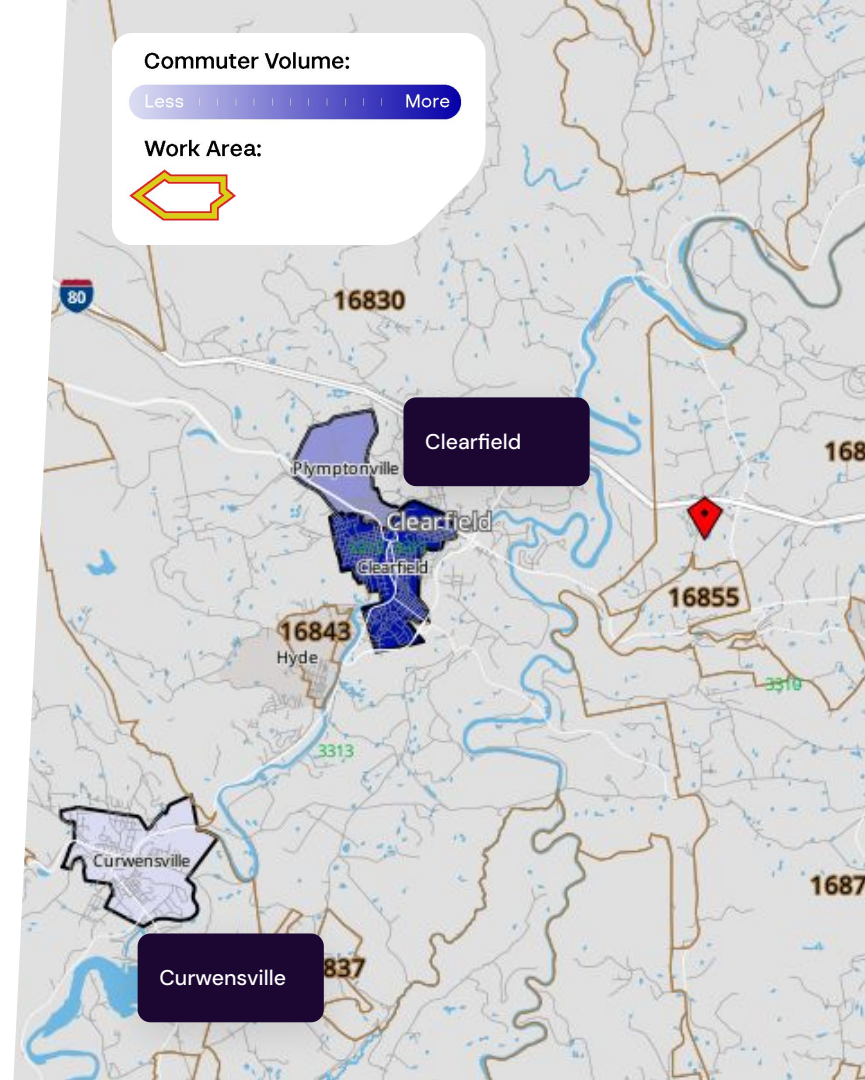
Pennsylvania

Where is the workforce traveling from?

Clearfield, Curwensville

Analysis:

- This map is color coded based on where they are commuting from.
- It is filtered for Individuals making between \$15,000 and \$40,000 per year.
- To ensure you can attract workers in these areas, we recommend introducing a private service which provides easier access to site from each of these locations.
- See example routes on the next slide, along with an overview of private transport times and associated costs.



Employee Commute Analysis – Woodland, PA

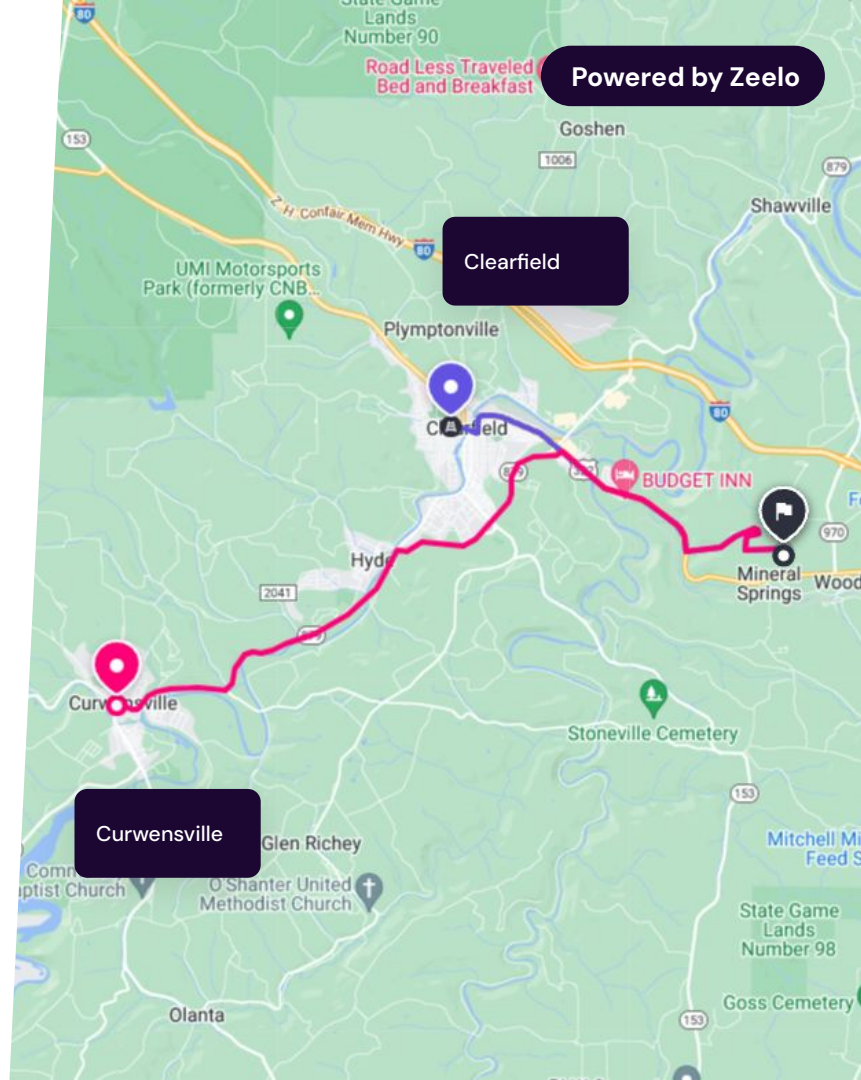
	Clearfield, PA	Curwensville, PA
Zeelo Ride Time	7.5 mi	13.0 mi
	18 mins	30 mins
	\$5/trip*	\$5/trip*
Car Travel	7.5 mi	13.0 mi
	12 mins	20 mins
	\$6.15/trip**	\$10.66/trip**
Public transit	No Route Found	No Route Found

Analysis:

- Limited alternatives to private transportation.
- Public transit routes were not found.
- Zeelo can provide a time efficient alternative to private transportation.

*On Average, riders on Zeelo services pay \$0 - \$5 per trip.

**Cost of driving per mile estimated using [AAA your driving costs fact sheet](#) (2024)

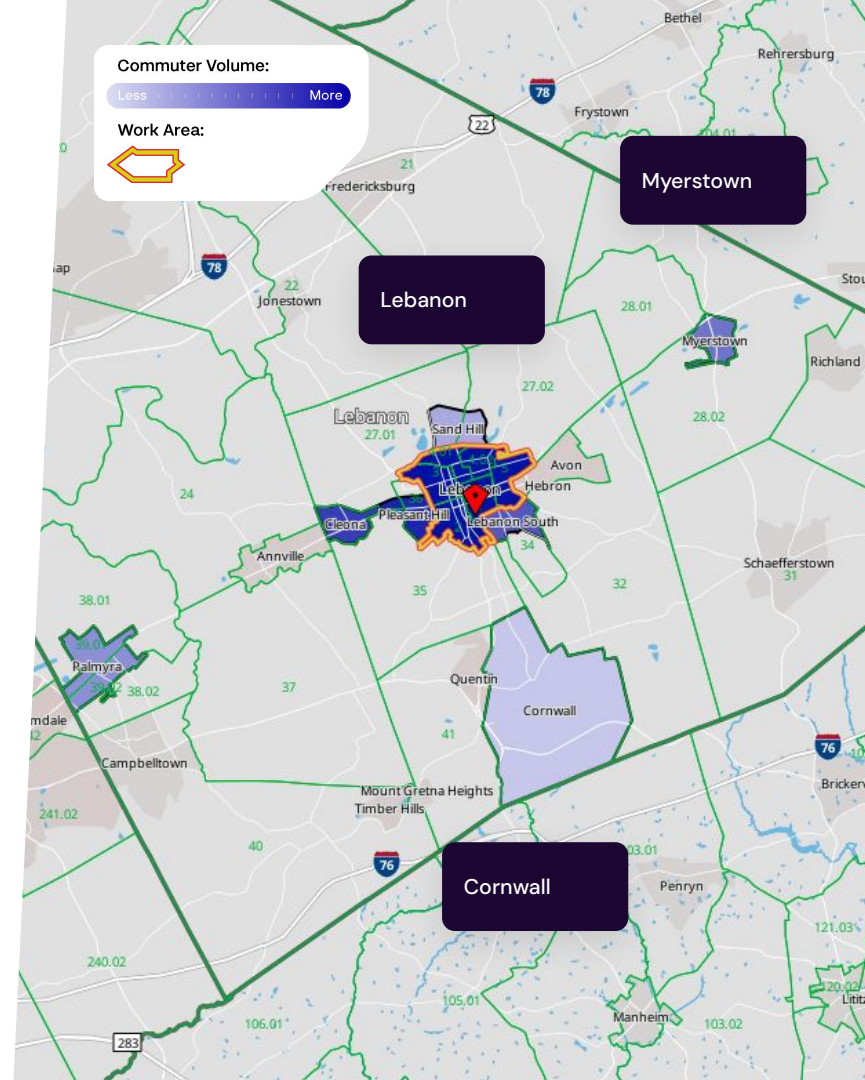


Where is the workforce traveling from?

Cleona, Cornwall, Myerstown

Analysis:

- An estimated 74% of all employees in the worksite census tract commute from outside of Lebanon.
- This map is color coded based on where they are commuting from.
- It is filtered for Individuals making between \$15,000 and \$40,000 per year.
- To ensure you can attract workers in these areas, we recommend introducing a private service which provides easier access to site from each of these locations.
- See example routes on the next slide, along with an overview of private transport times and associated costs.



Employee Commute Analysis – Lebanon, PA

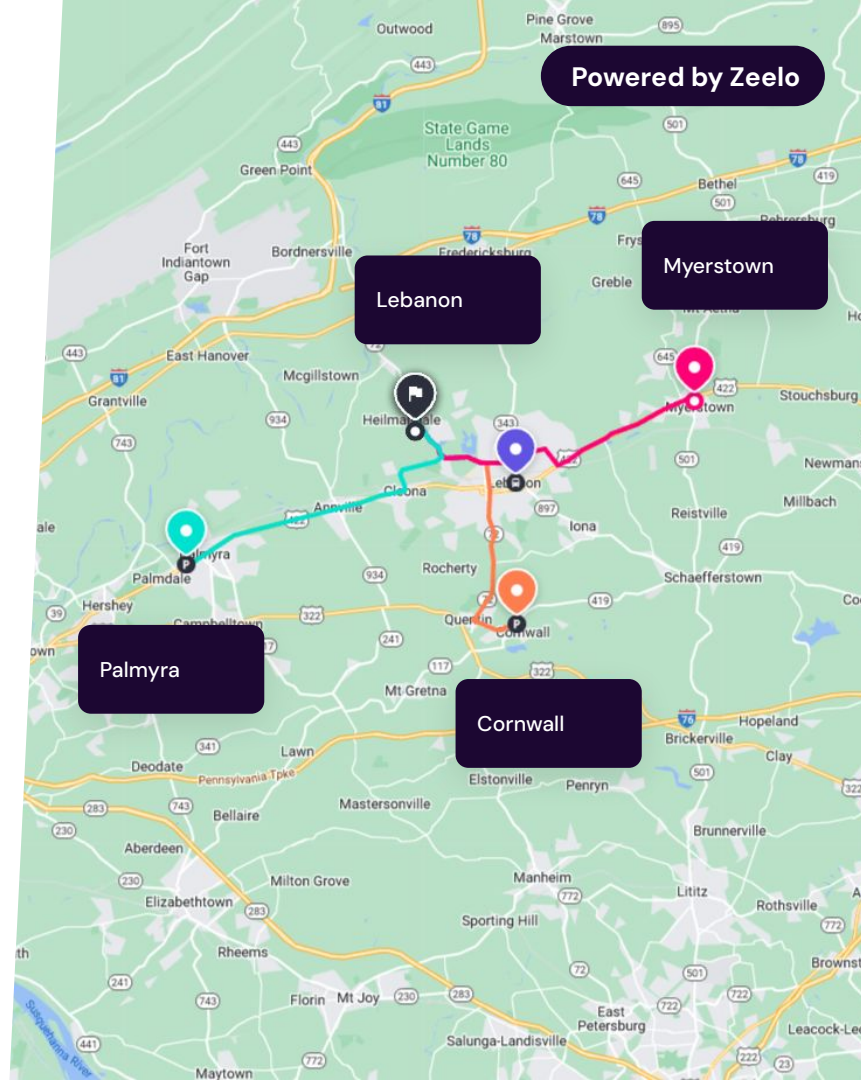
	Cleona, PA	Cornwall, PA	Myerstown, PA
Zeelo Ride Time	3.6 mi	8.7 mi	10.6 mi
	9 mins	21 mins	25 mins
	\$5/trip*	\$5/trip*	\$5/trip*
Car Travel	3.6 mi	8.7 mi	10.6 mi
	8 mins	20 mins	23 mins
	\$2.95/trip**	\$7.13/trip**	\$8.69/trip**
Public transit	No Route Found	No Route Found	No Route Found

Analysis:

- Limited alternatives to private transportation.
- No public transit routes were found.
- Zeelo can provide a time and cost efficient alternative to private transportation.

*On Average, riders on Zeelo services pay \$0 - \$5 per trip.

**Cost of driving per mile estimated using [AAA your driving costs fact sheet](#) (2024)





Next Steps

Zeelo can make custom reports for your worksite. Reach out and let us know if we missed your worksite in this report.

If transportation can help your sites, here's the next steps:

- Book a free consultation and data report with your Zeelo representative
- Zeelo will map employee/candidate postcode for sites
- Flexible routing to maximize recruitment pool
- Assessment of expected ROI from launching a private route

Bella Stender, Business
Development Representative
727-488-6893
isabella.stender@zeelo.us