

FLOOD PREPAREDNESS KIT

• Before • During • After •



ALL YOU NEED TO KNOW TO BE SAFE

The Flood Preparedness Kit is CelcomDigi's corporate responsibility initiative to raise awareness on safety steps to protect yourselves and your loved ones from risks in the event of a flood.



BEFORE FLOOD




IMPORTANT KNOWLEDGE



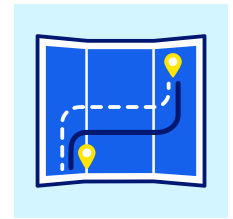
Know your risks even if your home is not affected by flood.



Know your evacuation routes to safety and relief centres.



Make a list of emergency contact numbers and keep it handy (*info on page 6*).



Relocate to a safer place or relief centre before the flood begins.



Check on your neighbours.



Monitor latest weather updates and evacuation warnings by authorities.



Prepare your emergency kit (*info on page 2*).



Check your insurance policy to ensure you have sufficient coverage.



PREPARE YOUR HOME



Move your pets to a safe area (*info on page 6*).



Move your furniture, clothing and valuables to a safe/high point.



Keep a ladder and rope in case you need to escape to the roof.



If possible, keep a boat/floatation device.



Secure loose objects, and relocate vehicles, outdoor equipment and harmful materials such as pesticides or chemicals to higher ground.

EMERGENCY KIT CHECKLIST



Medication, hygiene kit, & baby supplies if needed
(info on page 7).



Spare batteries, torchlight, whistle, phone charger, powerbank, multipurpose rope, pocketknife & can opener.



Store important documents in a waterproof bag or keep a soft copy
(info on page 8).



Waterproof equipment (safety jacket, water shoes or rubber boots).



First aid kit
(info on page 8).



Quick-dry clothing, shoes, raincoat, sleeping bag/blanket.



Some cash/bank cards, house keys and car keys.



Dry food (tuna can, biscuit, instant noodle, etc.) for 3-7 days minimum.




Drinking water: 12 litres per person for 3-7 days minimum.



Make a 'grab-and-go' bag containing all the above, in case of immediate evacuation.



WHEN FLOOD WARNING IS ISSUED



Disconnect electricity and gas before evacuating.



Evacuate immediately according to warning issued.



Move to higher ground.

DURING FLOOD



If you and your family are still in the house, do not wade into flood waters to avoid being electrocuted or contracting illnesses/diseases.



Close windows and doors. Turn off main switches. Move furnitures, important equipments and appliances to higher places.



Inform your emergency contacts about your safety.



Do not drive through flood waters.



Do not touch /switch on wet electrical appliances.



Do not allow children to play near or in flood waters.



Do not start car engine if exhaust is submerged.



Obey authorities' orders and evacuate via safety routes to higher grounds or nearest relief centres. Avoid drains.



If required to enter flood areas, wear solid shoes and check water levels with a stick.



Only drink boiled/package water.



Get the latest flood information:

Pusat Kawalan Bencana Negara
portalbencana.nadma.gov.my
 03-8064 2400
 @mynadma

Jabatan Pengairan dan Saliran Malaysia
publicinfobanjir.water.gov.my
 03-2616 1500
 @JPS_InfoBanjir

Jabatan Meteorologi Malaysia
met.gov.my
 myCuaca App
 @metmalaysia


AFTER FLOOD




Prepare to return home upon authorities' advice.



Follow the recommended routes to reach your home.



Be careful of power lines, fallen trees, broken water, sewage lines or damaged structures.



Beware of snakes and other animals.



Wear appropriate protective clothing and gear like boots, gloves and safety glasses to remove debris.



Disinfect walls, floors and furniture.




Get a professional to check if your home is damaged and unsafe for staying.




Take photos if your insurance covers flood damage.



Clear off stagnant waters to prevent mosquitoes from breeding.



Report damaged electrical cables and fallen electric posts to authorities.




Keep electricity and appliances off until it's checked by an electrician.



Get a health check-up (risk of leptospirosis, dengue and others).

HOW TO PRESERVE YOUR MOBILE PHONE'S BATTERY



Reduce screen brightness or use night mode setting for viewing.



Turn off Bluetooth, GPS and Wi-Fi when not in use.



Use WiFi for internet browsing. Mobile data takes up more battery power.



Turn off Push Notifications and Data-Fetching.



Turn on smart battery modes (Android has Power Saving Mode, iOS has Low Power Mode).



Use Airplane mode whenever possible.



Limit talk time and use audio instead of video calls (it consumes more battery power).

APPENDIX FULL CHECKLIST:



1) Communication & Safety

- Save important numbers (NADMA, police, hospital, family, fire department, towing)
- Decide on a meeting point with family if separated

2) Pets

Before/Flood Warning

- Ensure pet ID tags/airtags have updated details
- Check if the PPS (relief centre) allows pets
- Bring pets inside/move to higher floors
- Store pet food, medicine, bedding & water in a safe place
- Prepare a pet carrier
- Bring toys to reduce pet's stress
- Plan a safe place (pet hotel/relative/friend's house)
- Keep pet documents (vaccination records, microchip number, veterinary details)
- Prepare updated photos of pets

During Flood

- Place a blanket or mat in the pet carrier (avoid putting water for now)
- Bring food, water, bowls & pet bedding

If you must leave them:

- Place them in an upper room with food & water supply
- Leave a notice on the door: "Pets Inside"

3) Hygiene Kit

Personal Hygiene

- Bath soap & shampoo
- Toothpaste & toothbrush
- Small towel & sanitary pads
- Wet wipes
- Hand sanitiser ($\geq 60\%$ alcohol)
- Deodorant
- Nail clipper
- Comb/small mirror

Health Protection

- Face masks
- Disposable gloves
- Mosquito repellent lotion

Cleaning & Washing

- Soap/laundry detergent
- Trash bags
- Sponge/multipurpose cloth

4) Baby Supplies

Food & Drink

- Baby formula
- Milk bottles & extra teats
- Mineral/clean water
- Small thermos (hot water)
- Instant baby food (puree/baby biscuits)
- Baby spoons & bowls

Clothing & Sleep

- Baby clothes (dry storage)
- Thin blanket/mat
- Mittens & socks
- Baby cap

Others

- Small toy/comfort item
- Carrier/wrap/foldable stroller
- Waterproof bag for baby supplies

Baby Hygiene

- Disposable diapers
- Wet wipes
- Diaper rash cream
- Baby soap/shampoo (small size)

Health & Safety

- Basic baby medicines (as advised by doctor)
- Small thermometer
- Pacifier
- Mosquito net



5) Important Documents

(store in waterproof casing/ziplock bag)

- Identification card (IC)
- Passport
- Birth certificate
- Marriage certificate
- Land & house grant/title
- Vehicle grant & service book
- Insurance policy
- Medical & vaccination records (human & pet)
- Recent photos of family members & pets (in case they go missing)

6) First Aid Kit

- Plasters
- Cotton
- Antiseptic
- Scissors
- Disposable gloves
- Basic medicines (paracetamol)

7) House & Assets

- Wrap electrical & electronic appliances with thick plastic
- Prepare sandbags/temporary barriers for doors & drains
- Ensure drains & water outlets around the house are not clogged
- Turn off electricity, gas & water supply before evacuating
- Move furniture & valuables to higher places
- Store chemicals (detergents, pesticides) in a safe place

8) Vehicle

- Fill up fuel tank before flood
- Keep tow rope, flashlight & car emergency kit
- Block exhaust pipe with a small ball/object & secure with plastic
- Disconnect battery terminal to protect electrical system
- Remove personal belongings & important documents

9) Other Equipment & Essentials (if needed)

- Small bucket/clean water container
- Disposable eating utensils (plates, cups, spoons, forks)

