Medtronic

Engineering the extraordinary

Cannula catalog

The largest cannula portfolio worldwide, backed by an even larger commitment – to you.



Alleviate pain.
Restore health.
Extend life.

Living our mission with you

Our Mission guides our day-to-day work and reminds us that our efforts, large and small, transform the lives of millions of people each year.

We have been working with you to deliver trusted and innovative cannula options for more than 40 years for standard, pediatric, and MICS procedures – more recently ECLS – while offering your favorite cardiac suction and surgical support items.

Together, we can deliver the cardiac cannula solutions that matter most to you – and your patients.





Contents

For more information, contact your local Medtronic cannula products representative.

Extracorporeal circuit

Arterial Cannulae 4
Femoral Cannulae 18
Venous Cannulae 26

Cardioplegia circuit

Antegrade Perfusion Cannulae 36
Retrograde Perfusion Cannulae 46
Cardioplegia Adapters 54

Suction circuit and surgical accessories

Suction, Sumps, and Vents 64
Surgical Support Products 72

Appendix

Product Codes 79
Index 80

Extracorporeal circuit

Arterial cannulae



Arterial cannulae are intended to deliver blood to the patient during cardiopulmonary bypass. Medtronic understands the importance of gentle flow in the often fragile aorta. We offer a number of different product variations to facilitate a variety of surgical techniques and to accommodate varying patient anatomies. Our adult and pediatric arterial cannulae are available in sizes from 6 Fr to 24 Fr in a variety of tip configurations, lengths, and connector sizes to meet your specific needs.



EOPA 3D™ 6
Select 3D™ II 7
EOPA™ Elongated One-Piece 8
DLP™ One-Piece Pediatric 9
DLP™ Straight Tip 10
DLP™ Flexible Arch 11
Select Series™ Straight Tip 12
Select Series™ Angled Tip 13
DLP™ Curved Tip with One-Piece Wirewound Body 14
DLP™ Curved Tip 15
DLP™ Curved Metal Tip 17

Arterial Cannulae
EOPA 3D™ Arterial cannulae

These cannulae offer unique tapered diffuse flow tips and kink-resistant, elongated wirewound bodies. The 3-D tip is designed with three integrated flutes to diffuse and disperse blood flow. Features include adjustable radiopaque suture ring, obturator, hemostasis cap, and depth markings.



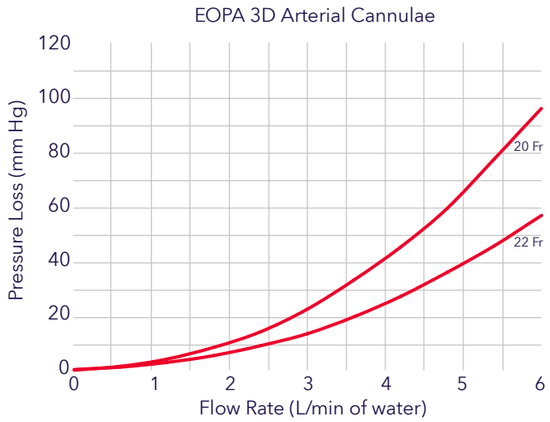

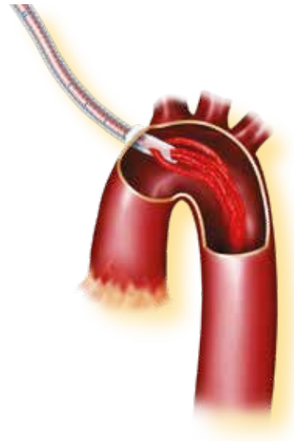

Vented 3/8 in (0.95 cm) connector

78220	20 Fr (6.7 mm)
78222	22 Fr (7.3 mm)

Non-vented 3/8 in (0.95 cm) connector

78320	20 Fr (6.7 mm)
78322	22 Fr (7.3 mm)

10 per carton

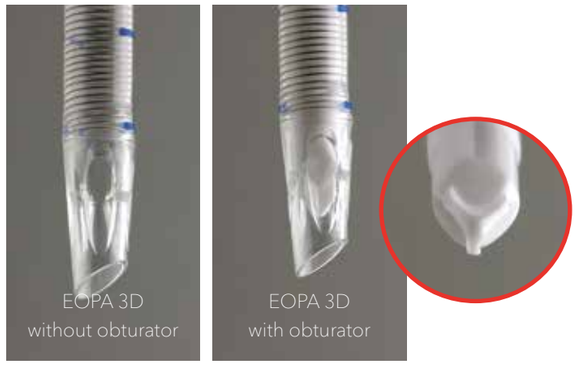

Important Safety Information
EOPA 3D models: Cannula tip must be inserted beyond side ports to minimum depth marks to avoid possibility of tissue dissection of the aorta. Care and caution should be taken to avoid damage to vessels and cardiac tissue during cannulation or other cardiac surgery procedures.

Arterial Cannulae
Select 3D™ II Arterial cannulae

These cannulae offer beveled tips and tapered, one-piece, kink-resistant wirewound bodies. The tips feature three integrated flutes, which help diffuse and disperse blood flow.



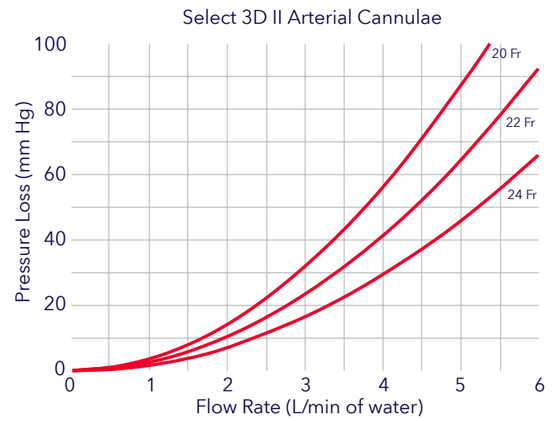

11.5 in (29.2 cm) overall length
45° tip

Vented 3/8 in (0.95 cm) connector

78420	20 Fr (6.7 mm)
78422	22 Fr (7.3 mm)
78424	24 Fr (8.0 mm)

Non-vented 3/8 in (0.95 cm) connector

78520	20 Fr (6.7 mm)
78522	22 Fr (7.3 mm)
78524	24 Fr (8.0 mm)

20 per carton



Important Safety Information
Care and caution should be taken to avoid damage to vessels and cardiac tissue during cannulation or other cardiac surgery procedures.

Arterial Cannulae
EOPA™ Elongated One-Piece Arterial Cannulae

These cannulae offer elongated, one-piece, kink-resistant wirewound bodies with an introducer and hemostasis cap. Features include depth markings and an adjustable radiopaque suture ring.



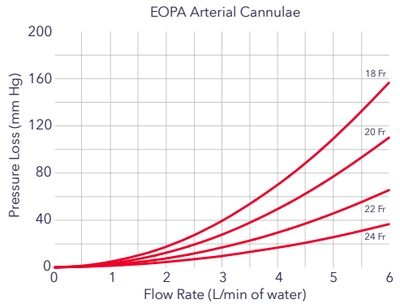





12 in (30.5 cm)
overall length
Blunt tip introducer
without guidewire

Vented 3/8 in (0.95 cm) connector	
77418	18 Fr (6.0 mm)
77420	20 Fr (6.7 mm)
77422	22 Fr (7.3 mm)
77424	24 Fr (8.0 mm)

Non-vented 3/8 in (0.95 cm) connector	
77518	18 Fr (6.0 mm)
77520	20 Fr (6.7 mm)
77522	22 Fr (7.3 mm)
77524	24 Fr (8.0 mm)

10 per carton



12 in (30.5 cm)
overall length
Dilator tip introducer
with 0.038 in (0.0965 mm) guidewire

Vented 3/8 in (0.95 cm) connector	
77618	18 Fr (6.0 mm)
77620	20 Fr (6.7 mm)
77622	22 Fr (7.3 mm)
77624	24 Fr (8.0 mm)

Non-vented 3/8 in (0.95 cm) connector	
77718	18 Fr (6.0 mm)
77720	20 Fr (6.7 mm)
77722	22 Fr (7.3 mm)
77724	24 Fr (8.0 mm)

10 per carton

Important Safety Information
EOPA models with dilator tip introducer: A guidewire must be used for proper placement of introducer tip while inserting cannula to avoid trauma to the back wall of the aorta. Care and caution should be taken to avoid damage to vessels and cardiac tissue during cannulation or other cardiac surgical procedures.

Arterial Cannulae
DLP™ One-Piece Pediatric Arterial Cannulae

These cannulae offer beveled tips with elongated, one-piece, kink-resistant wirewound bodies. Features include an adjustable hemostasis introducer system and depth markings.

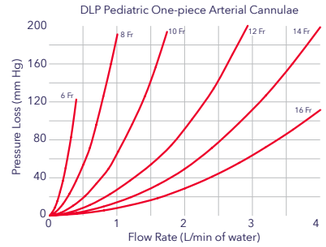





9 in (22.9 cm)
overall length

Vented 1/4 in (0.64 cm) connector (blue hub)	
77006	6 Fr (2.0 mm)
77008	8 Fr (2.7 mm)
77010	10 Fr (3.3 mm)
77012	12 Fr (4.0 mm)
77014	14 Fr (4.7 mm)
77016	16 Fr (5.3 mm)

Non-vented 1/4 in (0.64 cm) connector (blue hub)	
77106	6 Fr (2.0 mm)
77108	8 Fr (2.7 mm)
77110	10 Fr (3.3 mm)
77112	12 Fr (4.0 mm)
77114	14 Fr (4.7 mm)
77116	16 Fr (5.3 mm)

5 per carton

9 in (22.9 cm)
overall length

Vented 3/16 in (0.48 cm) connector (grey hub)	
77206	6 Fr (2.0 mm)
77208	8 Fr (2.7 mm)
77210	10 Fr (3.3 mm)
77212	12 Fr (4.0 mm)

Non-vented 3/16 in (0.48 cm) connector (grey hub)	
77306	6 Fr (2.0 mm)
77308	8 Fr (2.7 mm)
77310	10 Fr (3.3 mm)
77312	12 Fr (4.0 mm)

5 per carton





Important Safety Information
Care and caution should be taken to avoid damage to vessels and cardiac tissue during cannulation or other cardiac surgery procedures.

Arterial Cannulae
DLP™ Straight Tip Arterial Cannulae

These pediatric and adult cannulae feature beveled tips and tapered bodies. A variety of sizes are available.



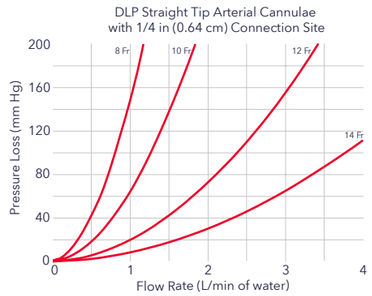

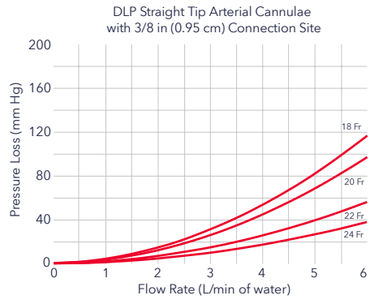



7 in (17.8 cm) overall length

Connection site 1/4 in (0.64 cm)	
75008	8 Fr (2.7 mm)
75010	10 Fr (3.3 mm)
75012	12 Fr (4.0 mm)
75014	14 Fr (4.7 mm)

Connection site 3/8 in (0.95 cm)	
75318	18 Fr (6.0 mm)
75320	20 Fr (6.7 mm)
75322	22 Fr (7.3 mm)
75324	24 Fr (8.0 mm)

20 per carton

8 in (20.3 cm) overall length

Vented 3/8 in (0.95 cm) connector	
76020	20 Fr (6.7 mm)
76022	22 Fr (7.3 mm)
76024	24 Fr (8.0 mm)

Non-vented 3/8 in (0.95 cm) connector	
76118	18 Fr (6.0 mm)
76120	20 Fr (6.7 mm)
76122	22 Fr (7.3 mm)
76124	24 Fr (8.0 mm)

20 per carton

Important Safety Information
Care and caution should be taken to avoid damage to vessels and cardiac tissue during cannulation or other cardiac surgery procedures.

Arterial Cannulae
DLP™ Flexible Arch Arterial Cannulae

These cannulae offer beveled tips and tapered, one-piece bodies. Features include adjustable ring and depth markings.



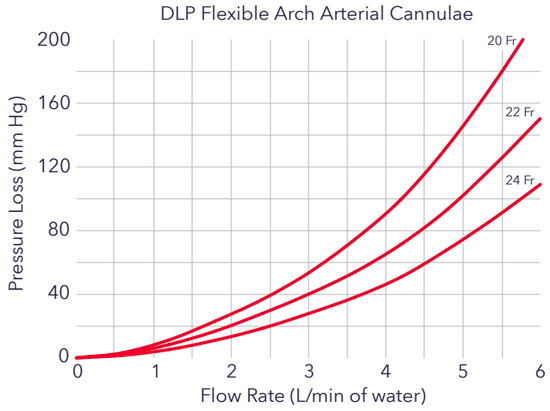

11 in (27.9 cm) overall length

Vented 3/8 in (0.95 cm) connector	
70420	20 Fr (6.7 mm)
70422	22 Fr (7.3 mm)
70424	24 Fr (8.0 mm)

Non-vented 3/8 in (0.95 cm) connector	
71420	20 Fr (6.7 mm)
71422	22 Fr (7.3 mm)
71424	24 Fr (8.0 mm)

20 per carton

Important Safety Information
Care and caution should be taken to avoid damage to vessels and cardiac tissue during cannulation or other cardiac surgery procedures.

Arterial Cannulae
Select Series™ Straight Tip Arterial Cannulae

These cannulae feature beveled tips and tapered, one-piece, kink-resistant wirewound bodies, and connector peel cap.



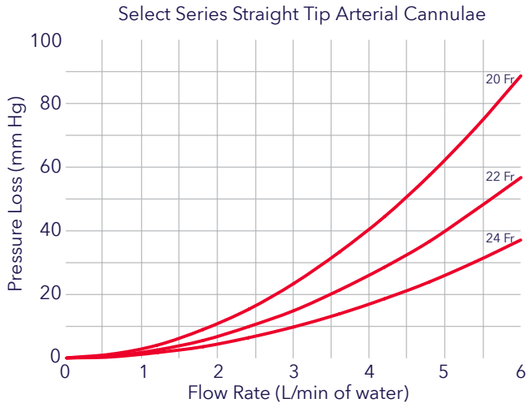

12 in (30.5 cm) overall length

Vented 3/8 in (0.95 cm) connector	
72120	20 Fr (6.7 mm)
72122	22 Fr (7.3 mm)
72124	24 Fr (8.0 mm)

Non-vented 3/8 in (0.95 cm) connector	
72220	20 Fr (6.7 mm)
72222	22 Fr (7.3 mm)
72224	24 Fr (8.0 mm)
20 per carton	

Important Safety Information
Care and caution should be taken to avoid damage to vessels and cardiac tissue during cannulation or other cardiac surgery procedures.

Arterial Cannulae
Select Series™ Angled Tip Arterial Cannulae

These cannulae feature beveled tips and tapered, one-piece, kink-resistant wirewound bodies, and connector peel cap.



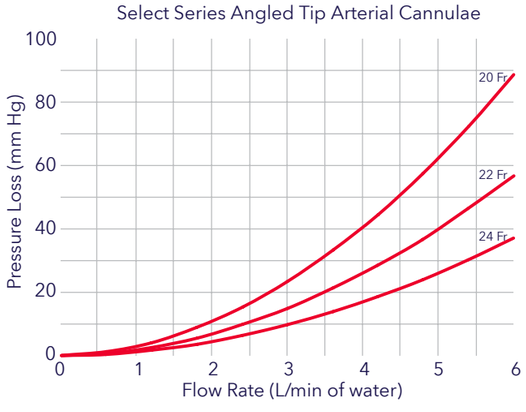

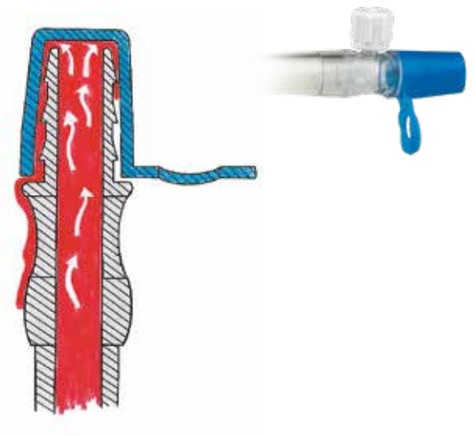



12 in (30.5 cm) overall length
45° tip without side holes

Vented 3/8 in (0.95 cm) connector	
72420	20 Fr (6.7 mm)
72422	22 Fr (7.3 mm)
72424	24 Fr (8.0 mm)

Non-vented 3/8 in (0.95 cm) connector	
72520	20 Fr (6.7 mm)
72522	22 Fr (7.3 mm)
72524	24 Fr (8.0 mm)
20 per carton	



12 in (30.5 cm) overall length
45° tip with side holes

Vented 3/8 in (0.95 cm) connector	
73420	20 Fr (6.7 mm)
73422	22 Fr (7.3 mm)
73424	24 Fr (8.0 mm)

Important Safety Information
Care and caution should be taken to avoid damage to vessels and cardiac tissue during cannulation or other cardiac surgery procedures.

Arterial Cannulae
DLP™ Curved Tip Arterial Cannulae with One Piece Wirewound Body

These cannulae feature beveled curved tips and tapered, one-piece, kink-resistant wirewound bodies, tip orientation line, and connector peel cap.



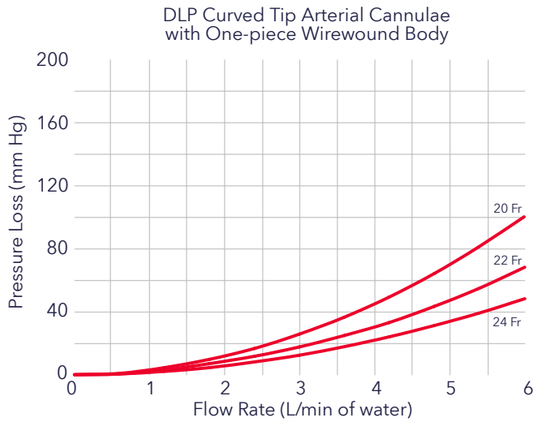

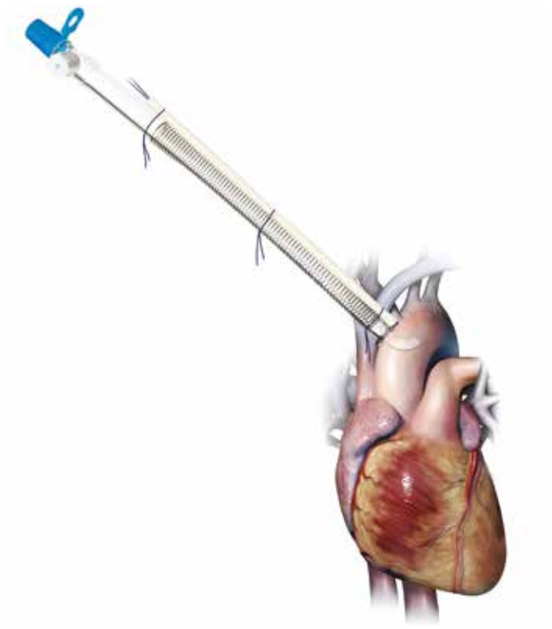

11 in (27.9 cm) overall length

Round flange

Vented 3/8 in (0.95 cm) connector	
87220	20 Fr (6.7 mm)
87222	22 Fr (7.3 mm)
87224	24 Fr (8.0 mm)

Non-vented 3/8 in (0.95 cm) connector	
87120	20 Fr (6.7 mm)
87122	22 Fr (7.3 mm)
87124	24 Fr (8.0 mm)

10 per carton

Important Safety Information
Care and caution should be taken to avoid damage to vessels and cardiac tissue during cannulation or other cardiac surgery procedures.

Arterial Cannulae
DLP™ Curved Tip Arterial Cannulae

These cannulae feature beveled curved tips and tapered bodies with tip orientation line.

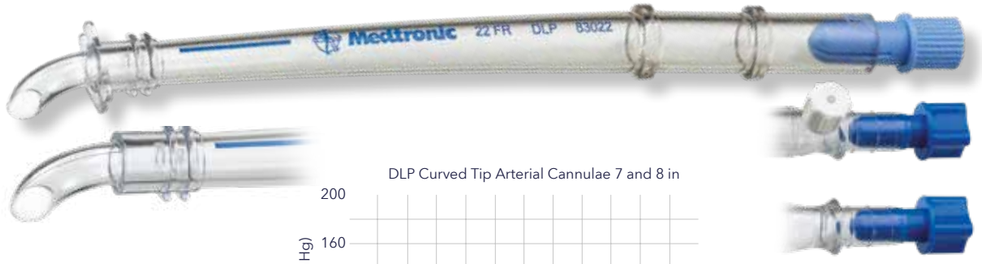

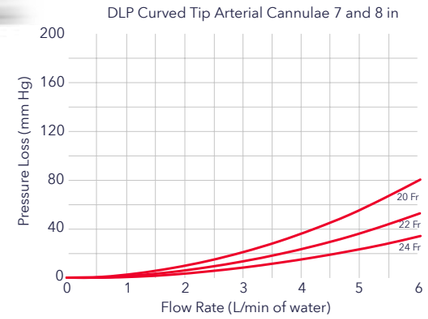

7 in (17.8 cm) overall length

Curved tip with flange

Connection site 3/8 in (0.95 cm)	
83020	20 Fr (6.7 mm)
83022	22 Fr (7.3 mm)
83024	24 Fr (8.0 mm)

20 per carton

7 in (17.8 cm) overall length

Curved tip without flange

Connection site 3/8 in (0.95 cm)	
84020	20 Fr (6.7 mm)
84022	22 Fr (7.3 mm)
84024	24 Fr (8.0 mm)

20 per carton

8 in (20.3 cm) overall length

Curved tip with flange

Vented 3/8 in (0.95 cm) connector	
88020	20 Fr (6.7 mm)
88022	22 Fr (7.3 mm)
88024	24 Fr (8.0 mm)

Non-vented 3/8 in (0.95 cm) connector	
88120	20 Fr (6.7 mm)
88122	22 Fr (7.3 mm)
88124	24 Fr (8.0 mm)

20 per carton

8 in (20.3 cm) overall length

Curved tip without flange

Vented 3/8 in (0.95 cm) connector	
89020	20 Fr (6.7 mm)
89022	22 Fr (7.3 mm)
89024	24 Fr (8.0 mm)

Non-vented 3/8 in (0.95 cm) connector	
89120	20 Fr (6.7 mm)
89122	22 Fr (7.3 mm)
89124	24 Fr (8.0 mm)

20 per carton

Important Safety Information
Care and caution should be taken to avoid damage to vessels and cardiac tissue during cannulation or other cardiac surgery procedures.

Arterial Cannulae
DLP™ Curved Tip Arterial Cannulae

These cannulae feature beveled curved tips and tapered bodies with tip orientation line.

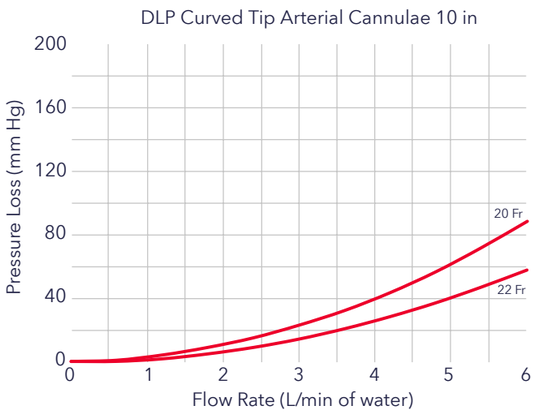

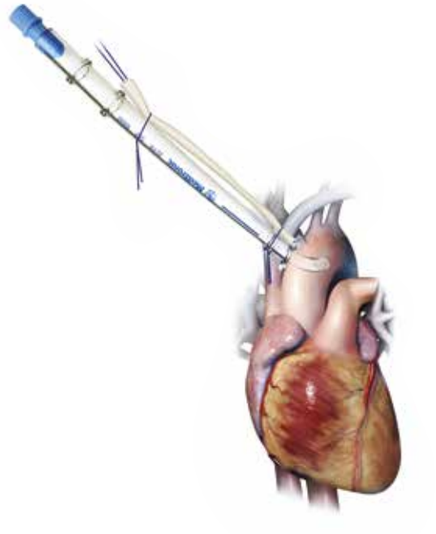

10 in (25.4 cm) overall length

Curved tip with flange and soft body

Vented 3/8 in (0.95 cm) connector	
81020	20 Fr (6.7 mm)
81022	22 Fr (7.3 mm)

Non-vented 3/8 in (0.95 cm) connector	
81120	20 Fr (6.7 mm)
81122	22 Fr (7.3 mm)

20 per carton

10 in (25.4 cm) overall length

Curved tip without flange and soft body

Vented 3/8 in (0.95 cm) connector	
82020	20 Fr (6.7 mm)
82022	22 Fr (7.3 mm)

Non-vented 3/8 in (0.95 cm) connector	
82120	20 Fr (6.7 mm)
82122	22 Fr (7.3 mm)

20 per carton

Important Safety Information
Care and caution should be taken to avoid damage to vessels and cardiac tissue during cannulation or other cardiac surgery procedures.

Arterial Cannulae
DLP™ Curved Metal Tip Arterial Cannulae

These cannulae feature beveled metal tips and tapered bodies with tip orientation line. A choice of either standard or soft flange is available.





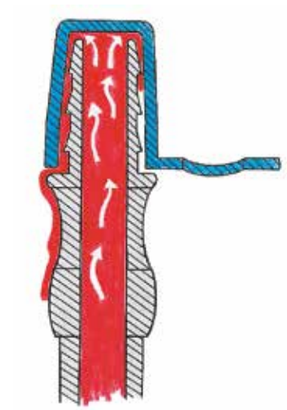

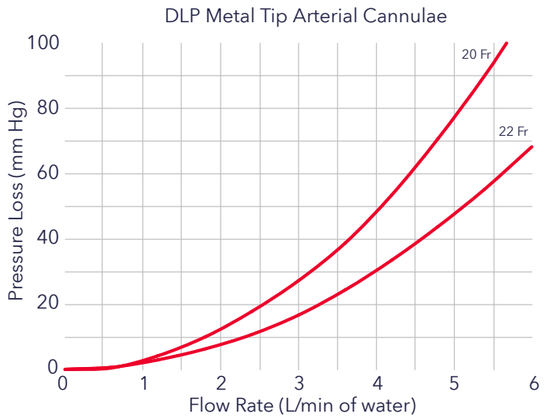

10.5 in (26.7 cm) overall length

Soft flange

Vented 3/8 in (0.95 cm) connector	
80020	20 Fr (6.7 mm)
80022	22 Fr (7.3 mm)

Non-vented 3/8 in (0.95 cm) connector	
80120	20 Fr (6.7 mm)
80122	22 Fr (7.3 mm)

20 per carton

10.5 in (26.7 cm) overall length

Standard flange

Vented 3/8 in (0.95 cm) connector	
80220	20 Fr (6.7 mm)
80222	22 Fr (7.3 mm)

Non-vented 3/8 in (0.95 cm) connector	
80320	20 Fr (6.7 mm)
80322	22 Fr (7.3 mm)

20 per carton

Important Safety Information
Care and caution should be taken to avoid damage to vessels and cardiac during cannulation or other cardiac surgery procedures.

Extracorporeal circuit

Femoral cannulae

The largest cannula portfolio worldwide.
Our commitment
– to you.

Femoral cannulae provide greater versatility of cannulation techniques to meet the needs of the changing patient population and the desire for smaller thoracic incisions. Designed to be placed in the femoral vein and/or artery, Medtronic femoral cannulae are ideally suited for both percutaneous and direct insertion. The unique flat wirewound, thin-wall construction of the Bio-Medicus™ NextGen maximizes flow rates and cannula flexibility. Our various sizes ensure the availability of a cannula to meet your specific needs.





Femoral cannulae

Bio-Medicus™ NextGen Pediatric Arterial and Venous 20

Bio-Medicus™ NextGen Arterial or Jugular Venous 21

Bio-Medicus™ NextGen Multi-Stage Venous 22

Bio-Medicus™ NextGen Bi-Caval Venous 23

Bio-Medicus™ NextGen Insertion Kits 24

Femoral Cannulae
Bio-Medicus™ NextGen Pediatric Arterial and Venous Cannulae

These pediatric cannulae offer a flexible, kink-resistant, thin-wall design that promotes maximum flow rates. The tip design eases insertion and provides a reinforced non-step transition zone along with smooth side holes. Both venous and arterial models are packaged with a tapered solid core and a percutaneous-style, guidewire-capable (0.025 mm dia), non-phthalate PVC introducer, allowing for either a traditional or Seldinger insertion. Each cannula includes a repositionable radiopaque suture ring, an improved friction-fit hemostasis cap, and a retention clip that aids in tubing management. These products are manufactured without DEHP.



Arterial

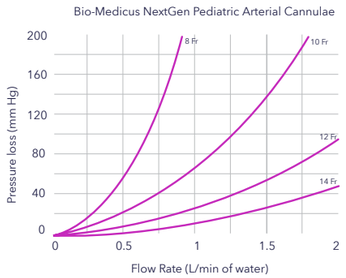

Non-vented 1/4 in (0.64 cm) connector

		Overall	Tip
96820-108	8 Fr (2.7 mm)	22.9 cm	10.0 cm
96820-110	10 Fr (3.3 mm)	22.9 cm	10.5 cm
96820-112	12 Fr (4.0 mm)	22.9 cm	11.0 cm
96820-114	14 Fr (4.7 mm)	22.9 cm	11.5 cm

1 per carton



Venous

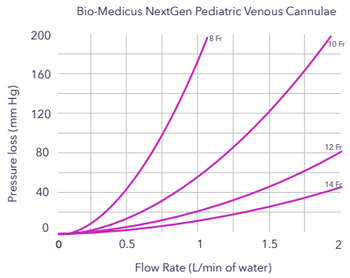

Non-vented 1/4 in (0.64 cm) connector

		Overall	Tip
96830-108	8 Fr (2.7 mm)	22.9 cm	10.0 cm
96830-110	10 Fr (3.3 mm)	22.9 cm	10.5 cm
96830-112	12 Fr (4.0 mm)	22.9 cm	11.0 cm
96830-114	14 Fr (4.7 mm)	22.9 cm	11.5 cm

1 per carton

Bio-Medicus Pediatric Cannulae



Retention Clip



See page 24 for 96553 insertion kit.

Important Safety Information
Care and caution should be taken to avoid damage to vessels and cardiac tissue during cannulation or other cardiac surgery procedures.

Femoral Cannulae
Bio-Medicus™ NextGen Femoral Arterial or Jugular Venous Cannulae

These cannulae offer a flexible, kink-resistant, thin-wall design that promotes maximum flow rates. The tip design eases insertion with a reinforced non-step transition zone, and smooth side holes. A silicone friction-fit cap and non-phthalate PVC introducer provide improved function as well. The percutaneous-style introducer, a repositionable radiopaque suture ring, and a 3/8 inch connection site are standard on all models.

Cannula kit includes:



White color dilator included with 21 Fr, 23 Fr, and 25 Fr models

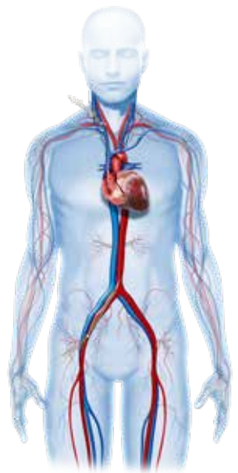

12.5 in (31.8 cm) overall length

7.09 in (18.0 cm) tip

Vented 3/8 in (0.95 cm) connector

Cannula	Cannula Kit	French Size
96570-115	**96530-115**	15 Fr (5.0 mm)
96570-117	**96530-117**	17 Fr (5.7 mm)
96570-119	**96530-119**	19 Fr (6.3 mm)
96570-121	**96530-121**	21 Fr (7.0 mm)
96570-123	**96530-123**	23 Fr (7.7 mm)
96570-125	**96530-125**	25 Fr (8.3 mm)

1 per carton

Order your cannulae as single stand-alone units or with a kit included. For cannula singles, an insertion kit should be ordered.

Bio-Medicus NextGen Femoral Arterial/Jugular Venous Cannulae

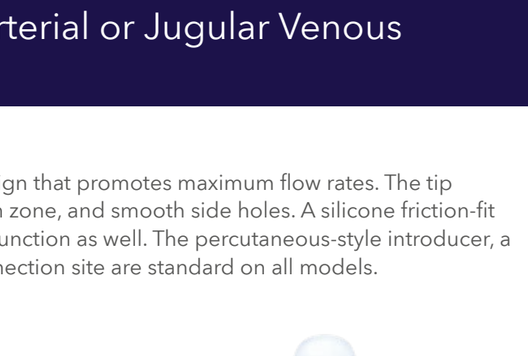

- Bio-Medicus NextGen Femoral Arterial Cannulae
- Bio-Medicus NextGen Jugular Venous Cannulae



See page 24 for 96552 insertion kit.

Important Safety Information
Care and caution should be taken to avoid damage to vessels and cardiac tissue during cannulation or other cardiac surgery procedures.

Femoral Cannulae
Bio-Medicus™ NextGen Femoral Multi-Stage Venous Cannulae

These cannulae feature a flexible, kink-resistant, thin-wall design that promotes maximum flow rates. The tip design offers an elongated tapered introducer, a reinforced non-step tip transition zone, and smooth side holes. All of these enhancements add up to an easier insertion. To accommodate patient sizes, we offer a multi-stage cannula in six sizes. To provide easier positioning and improved drainage, the number of side-hole locations is based on cannula Fr size and cannula length. A silicone friction fit cap and non-phthalate PVC introducer provide improved function as well. Each model is standard with a percutaneous-style introducer, a repositionable radiopaque suture ring, and a 3/8 inch connection site.

Multi-stage femoral venous

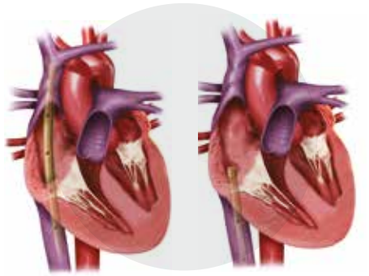

Advanced multi-stage design

Designed for easy placement across the atrium during MICS procedures.

Optimizes drainage of the entire circulation by accessing the IVC, atrium, and SVC.

Traditional IVC/atrial junction position

Promotes efficient venous drainage.

30 in (72.2 cm) overall length

23.6 in (60 cm) tip

Non-Vented 3/8 in (0.95 cm) connector

Cannula	Cannula Kit	French Size
96670-115	**96600-115**	15 Fr (5.0 mm)
96670-117	**96600-117**	17 Fr (5.7 mm)
96670-119	**96600-119**	19 Fr (6.3 mm)
96670-121	**96600-121**	21 Fr (7.0 mm)
96670-123	**96600-123**	23 Fr (7.7 mm)
96670-125	**96600-125**	25 Fr (8.3 mm)

1 per carton

§ 1/2 in (1.27 cm) to 3/8 in (0.95 cm) tubing adapter included with venous models 23 Fr and 25 Fr models.

Cannulae with a kit include:



Bio-Medicus Venous Multi-stage[2]
Pressure Drop vs. Flow

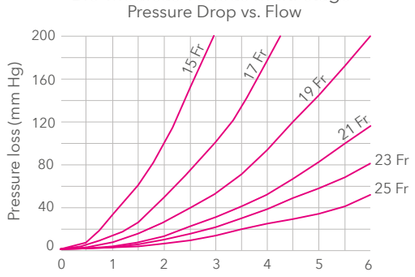

25 Fr 7 side-hole baskets



21/23 Fr 6 side-hole baskets



19 Fr 5 side-hole baskets



15/17 Fr 3 side-hole baskets



See page 24 for 96551 insertion kit.

Important Safety Information
Care and caution should be taken to avoid damage to vessels and cardiac tissue during cannulation or other cardiac surgery procedures.

Femoral Cannulae
Bio-Medicus™ NextGen Femoral Bi-caval Venous Cannulae

These cannulae feature a flexible, kink-resistant, thin-wall design that promotes maximum flow rates. The tip design offers an elongated tapered introducer, a reinforced non-step tip transition zone, and smooth side holes. All of these enhancements add up to an easier insertion. Side holes positioned in the SVC and IVC near hepatic veins allow bi-caval drainage and optional isolation of the right atrium. A silicone friction fit cap and non-phthalate PVC introducer provide improved function as well. Each model is standard with a percutaneous-style introducer, a repositionable radiopaque suture ring, and a 3/8 inch connection site.

Cannulae with a kit include:



Bio-Medicus NextGen Femoral Venous

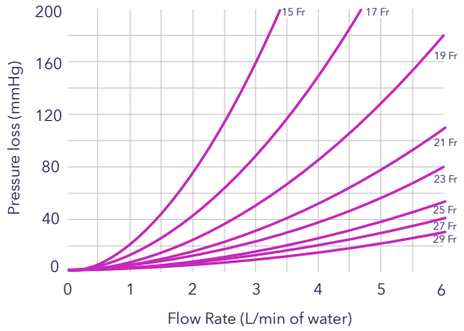



Bi-caval capability with optimized basket placement

Enables increased venous drainage; ideal for MICS or traditional cases.

Designed to enable right atrium occlusion and access.



Non-vented 3/8 in (0.95 cm) connector

Cannula Singles	Cannula Kit	French Size	Overall Length	Tip Length
96670-127†	**96600-127†**	27 Fr (9.0 mm)	76.2 cm	60.0 cm
96670-129†	**96600-129†**	29 Fr (9.7 mm)	76.2 cm	60.0 cm

1 per carton

Order your cannulae as single stand-alone units or with a kit included. For cannula singles, an insertion kit should be ordered.

† 1/2 in (1.27 cm) to 3/8 in (0.95 cm) tubing adapter included.

See page 24 for 96551 insertion kit.

Important Safety Information
Care and caution should be taken to avoid damage to vessels and cardiac tissue during cannulation or other cardiac surgery procedures.

Femoral Cannulae
Bio-Medicus™ NextGen Insertion Kits

These adult and pediatric insertion kits provide components for peripheral cannulation via Seldinger technique. Designed for percutaneous or direct visualization insertion, these kits provide the following insertion components as listed below.



Venous

96551

- 0.038 in (0.0965 mm) diameter; 180 cm (70.87 in) guidewire
- #11 scalpel blade
- 10 cc syringe
- Stepped vessel dilator, 8 Fr/10 Fr, 12 Fr/14 Fr, and 16 Fr/18 Fr
- Seldinger needle, 18 ga (1.02 mm)

5 kits per carton



Arterial/Jugular

96552

- 0.038 in (0.0965 mm) diameter; 100 cm (39.37 in) guidewire
- #11 scalpel blade
- 10 cc syringe
- Stepped vessel dilator, 8 Fr/10 Fr, 12 Fr/14 Fr, and 16 Fr/18 Fr
- Seldinger needle, 18 ga (1.02 mm)

5 kits per carton



Pediatric Arterial/Venous

96553

- 0.025 in (0.0635 mm) diameter; 60 cm (23.62 in) guidewire
- #11 scalpel blade
- 10 cc syringe
- Stepped vessel dilator, 8 Fr/10 Fr, and 12 Fr/14 Fr
- Seldinger needle, 18 ga (1.02 mm)

5 kits per carton



Important Safety Information
Care and caution should be taken to avoid damage to vessels and cardiac tissue during cannulation or other cardiac surgery procedures.

Extracorporeal circuit

Venous cannulae

Venous cannulae are designed to provide optimal venous drainage while providing flexibility and ease of use. We offer a variety of single stage venous cannulae with kink-resistant, wirewound bodies in sizes from 12 Fr to 40 Fr. These cannulae are offered in both straight and right angle with multiport tips and the option for a thin-wall metal tip design. Our product breadth ensures the availability of a cannula to meet your specific needs.





Venous cannulae

DLP™ Single Stage with Right Angle Metal Tip 28

DLP™ Single Stage 29

DLP™ Single Stage with right angle 30

DLP™ Malleable Single Stage 31

VC2™ 32

MC2™ Two Stage 33

MC2X™ Three Stage 34

Venous Cannulae
DLP™ Single Stage Venous Cannulae with Right Angle Metal Tip

These pediatric and adult cannulae feature beveled metal, multiport tips, and kink-resistant wirewound bodies with a tip orientation line. This construction allows for high flow rates with minimal pressure differential.



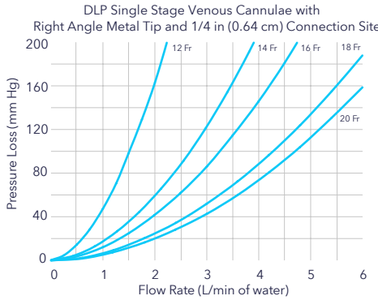

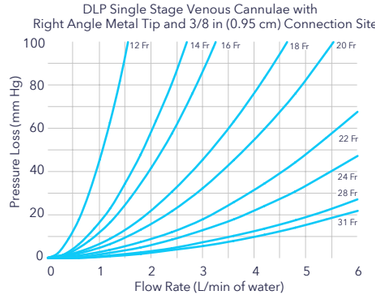



14 in (35.6 cm)
overall length

Connection site 1/4 in (0.64 cm)	
67312	12 Fr (4.0 mm)
67314	14 Fr (4.7 mm)
67316	16 Fr (5.3 mm)
67318	18 Fr (6.0 mm)
67320	20 Fr (6.7 mm)

Connection site 3/8 in (0.95 cm)	
69312	12 Fr (4.0 mm)
69314	14 Fr (4.7 mm)
69316	16 Fr (5.3 mm)
69318	18 Fr (6.0 mm)
69320	20 Fr (6.7 mm)
69322	22 Fr (7.3 mm)
69324	24 Fr (8.0 mm)
69328	28 Fr (9.3 mm)
69331	31 Fr (10.3 mm)

10 per carton



14 in (35.6 cm)
overall length
Extended tip

Connection site 3/8 in (0.95 cm)	
69428	28 Fr (9.3 mm)
69431	31 Fr (10.3 mm)

10 per carton

Important Safety Information
Care and caution should be taken to avoid damage to vessels and cardiac tissue during cannulation or other cardiac surgery procedures.

Venous Cannulae
DLP™ Single Stage Venous Cannulae

These pediatric and adult cannulae feature tapered, multiport tips and one-piece, kink-resistant wirewound bodies with depth markings.



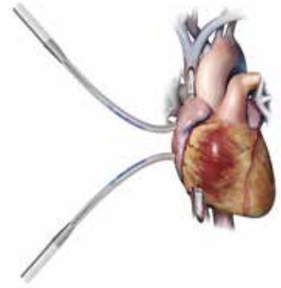

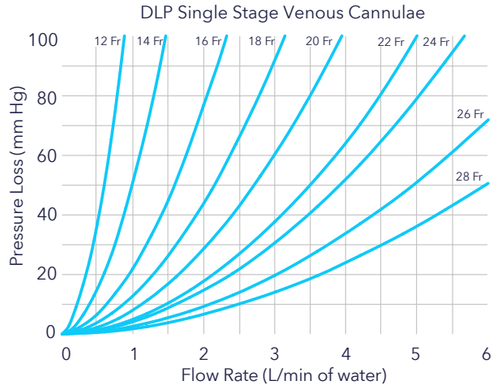

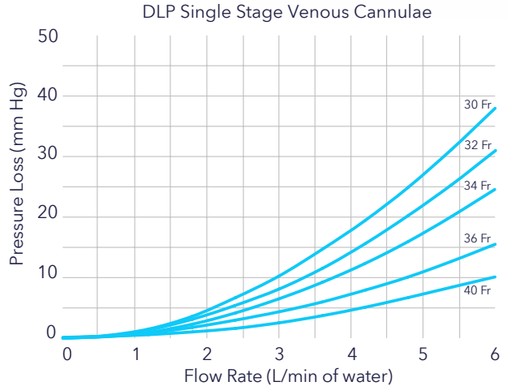

12–16 in (30.5–40.6 cm)
overall length

Connection site 1/4 in (0.64 cm)	
66112	12 Fr (4.0 mm)
66114	14 Fr (4.7 mm)
66116	16 Fr (5.3 mm)

Connection site 1/4 in–3/8 in (0.64–0.95 cm)	
66118	18 Fr (6.0 mm)
66120	20 Fr (6.7 mm)
66122	22 Fr (7.3 mm)
66124	24 Fr (8.0 mm)

Connection site 3/8 in (0.95 cm)	
66126	26 Fr (8.7 mm)
66128	28 Fr (9.3 mm)
66130	30 Fr (10.0 mm)
66132	32 Fr (10.7 mm)
66134	34 Fr (11.3 mm)
66236	36 Fr (12.0 mm)

Connection site 1/2 in (1.27 cm)	
66136	36 Fr (12.0 mm)
66140	40 Fr (13.3 mm)

10 per carton

Important Safety Information
Care and caution should be taken to avoid damage to vessels and cardiac tissue during cannulation or other cardiac surgery procedures.

Venous Cannulae
DLP™ Single Stage Venous Cannulae with right angle

These pediatric and adult cannulae feature tapered, multiport tips and one-piece, kink-resistant wirewound bodies with depth markings.



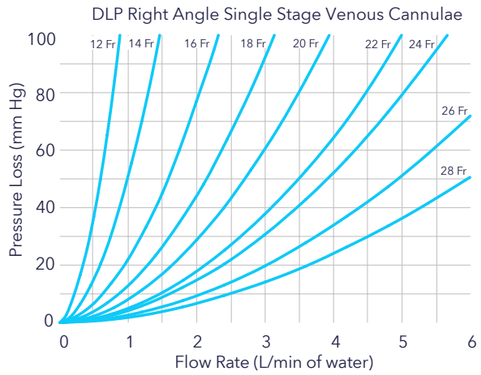

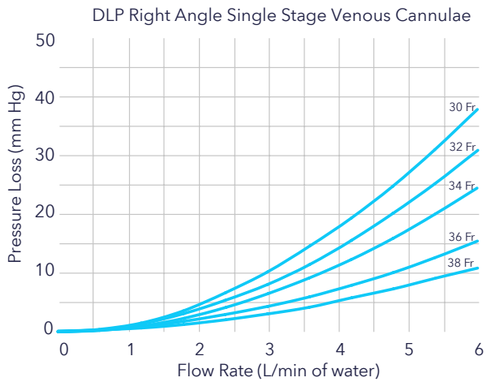

12–15 in (30.5–38.1 cm) overall length

Connection site 1/4 in (0.64 cm)	
67512	12 Fr (4.0 mm)
67514	14 Fr (4.7 mm)
67516	16 Fr (5.3 mm)

Connection site 1/4 in–3/8 in (0.64–0.95 cm)	
67518	18 Fr (6.0 mm)
67520	20 Fr (6.7 mm)
67522	22 Fr (7.3 mm)
67524	24 Fr (8.0 mm)

Connection site 3/8 in (0.95 cm)	
67526	26 Fr (8.7 mm)
67528	28 Fr (9.3 mm)
67530	30 Fr (10.0 mm)
67532	32 Fr (10.7 mm)
67534	34 Fr (11.3 mm)
67636	36 Fr (12.0 mm)
67638	38 Fr (12.7 mm)

10 per carton

Important Safety Information
Care and caution should be taken to avoid damage to vessels and cardiac tissue during cannulation or other cardiac surgery procedures.

Venous Cannulae
DLP™ Malleable Single Stage Venous Cannulae

These pediatric and adult cannulae feature multiport tips and malleable, one-piece, kink-resistant wirewound bodies with depth markings. This construction allows the surgeon to shape the cannulae. An integrated malleable wire outside the wirewinding optimizes the inner diameter (I.D.) for maximum flow performance.



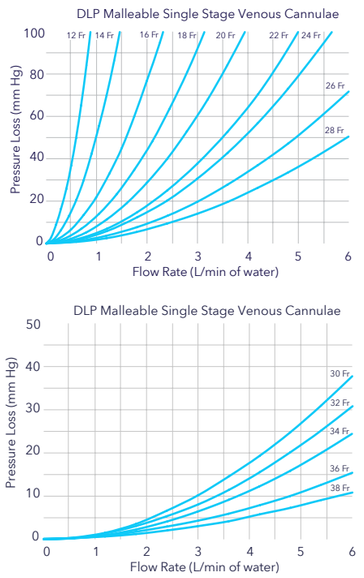

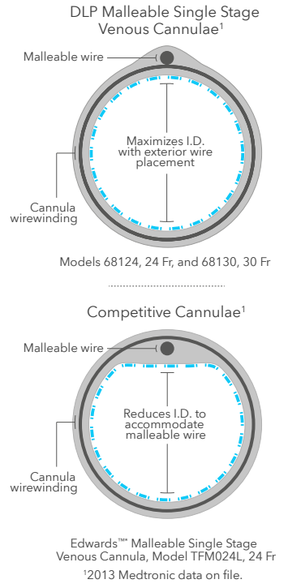

[1]2013 Medtronic data on file.



The malleable single stage venous cannulae allow the surgeon to manipulate the cannula shape into virtually any position.

12–15 in (30.5–38.1 cm) overall length

Connection site 1/4 in (0.64 cm)	
68112	12 Fr (4.0 mm)
68114	14 Fr (4.7 mm)
68116	16 Fr (5.3 mm)

Connection site 1/4 in–3/8 in (0.64–0.95 cm)	
68118	18 Fr (6.0 mm)
68120	20 Fr (6.7 mm)
68122	22 Fr (7.3 mm)
68124	24 Fr (8.0 mm)



Connection site 3/8 in (0.95 cm)	
68126	26 Fr (8.7 mm)
68128	28 Fr (9.3 mm)
68130	30 Fr (10.0 mm)
68132	32 Fr (10.7 mm)
68134	34 Fr (11.3 mm)

Connection site 1/2 in (1.27 cm)	
68136	36 Fr (12.0 mm)
68138	38 Fr (12.7 mm)

10 per carton

Important Safety Information
Care and caution should be taken to avoid damage to vessels and cardiac tissue during cannulation or other cardiac surgery procedures.

Venous Cannulae
VC2™ Venous Cannulae

These cannulae offer swirl tips with slotted atrial baskets and kink-resistant, wirewound bodies that feature depth markings. The oval body presents a lower profile in the surgical field.



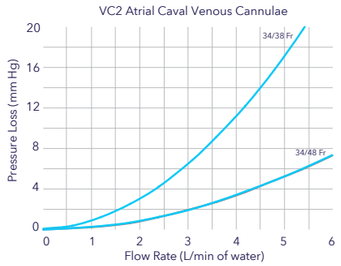

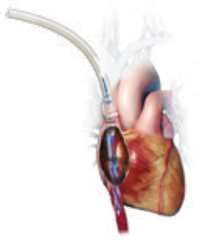

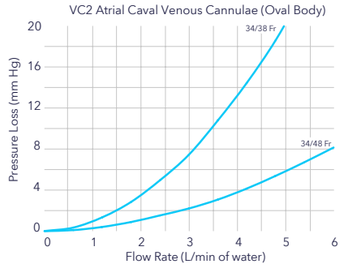

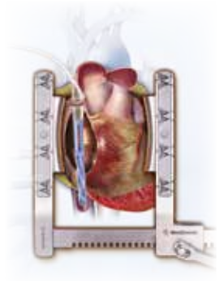

15 in (38.1 cm) overall length

Wirewound body Connection site 3/8 in (0.95 cm)	
93438	34/38 Fr (11.3/12.7 mm)

Wirewound body Connection site 1/2 in (1.27 cm)	
93448	34/48 Fr (11.3/16.0 mm)

Wirewound body, non-vented 1/2 in (1.27 cm) connector	
93438C	34/38 Fr (11.3/12.7 mm)
93448C	34/48 Fr (11.3/16.0 mm)

Oval wirewound body Connection site 3/8 in (0.95 cm)	
93463	34/38 Fr (11.3/12.7 mm)

Oval wirewound body Connection site 1/2 in (1.27 cm)	
93464	34/48 Fr (11.3/16.0 mm)

Oval wirewound body, non-vented 1/2 in (1.27 cm) connector	
93463C	34/38 Fr (11.3/12.7 mm)
93464C	34/48 Fr (11.3/16.0 mm)

10 per carton

Important Safety Information
Care and caution should be taken to avoid damage to vessels and cardiac tissue during cannulation or other cardiac surgery procedures.

Venous Cannulae
MC2™ Two Stage Venous Cannulae

These cannulae feature multiport tips with atrial baskets and kink-resistant, wirewound bodies with depth markings. The oval body presents a lower profile in the surgical field.



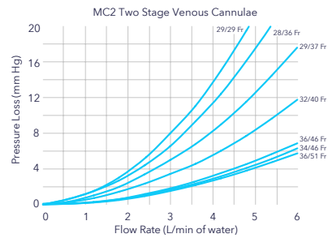

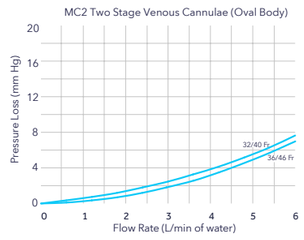

15 in (38.1 cm) overall length

Connection site 3/8 in (0.95 cm)	
91228	28/36 Fr (9.3/12.0 mm)
Connection site 1/2 in (1.27 cm)	
91236	*36/46 Fr (12.0/15.3 mm)*
91240	*32/40 Fr (10.7/13.3 mm)*
91246	*34/46 Fr (11.3/15.3 mm)*
91251	*36/51 Fr (12.0/17.0 mm)*

Non-vented 1/2 in (1.27 cm) connector	
91228C	28/36 Fr (9.3/12.0 mm)
91236C	36/46 Fr (12.0/15.3 mm)
91240C	32/40 Fr (10.7/13.3 mm)
91246C	34/46 Fr (11.3/15.3 mm)
91251C	36/51 Fr (12.0/17.0 mm)

10 per carton

15 in (38.1 cm) overall length

Reduced stage body Connection site 1/2 in (1.27 cm)	
91229	29/37 Fr (9.7/12.3 mm)

Non-vented 1/2 in (1.27 cm) connector	
91229C	29/37 Fr (9.7/12.3 mm)

Thin-wall body Connection site 3/8 in (0.95 cm)	
91329	29/29 Fr (9.7/9.7 mm)

Non-vented 3/8 in (0.95 cm) connector	
91329C	29/29 Fr (9.7/9.7 mm)

Oval body Connection site 1/2 in (1.27 cm)	
91263	32/40 Fr (10.7/13.3 mm)
91265	36/46 Fr (12.0/15.3 mm)

Oval body Non-vented 1/2 in (1.27 cm) connector	
91263C	32/40 Fr (10.7/13.3 mm)
91265C	36/46 Fr (12.0/15.3 mm)

10 per carton

Important Safety Information
Care and caution should be taken to avoid damage to vessels and cardiac tissue during cannulation or other cardiac surgery procedures.

Venous Cannulae
MC2X™ Three Stage Venous Cannulae

These cannulae feature a thin-wall design that provides minimal pressure differential for use with vacuum or kinetically assisted venous drainage.



MC2X Three Stage Venous Cannulae

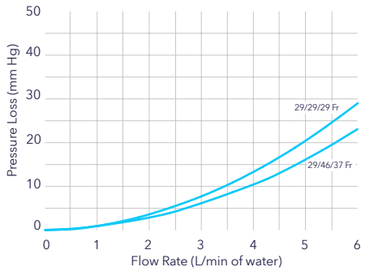

Thinner Wall Design



MC2X (29/29/29) Cannula

Competitive 29 Fr Cannula

MC2X has a 31% thinner wall for a larger inner diameter when compared to competitive cannula[2]



Larger end hole of the MC2X allows for better flow opportunity[3]

[2,3] 2013 Medtronic data file

15 in (38.1 cm) overall length

Connection site 3/8 in (0.95 cm)

91429	29/29/29 Fr (9.7/9.7/9.7 mm)

Non-vented
3/8 in (0.95 cm) connector

91429C	29/29/29 Fr (9.7/9.7/9.7 mm)

10 per carton

15.5 in (39 cm) overall length

Connection site 3/8 in (0.95 cm)

91437	29/46/37 Fr (9.7/15.3/12.3 mm)

Non-vented
3/8 in (0.95 cm) connector

91437C	29/46/37 Fr (9.7/15.3/12.3 mm)

10 per carton

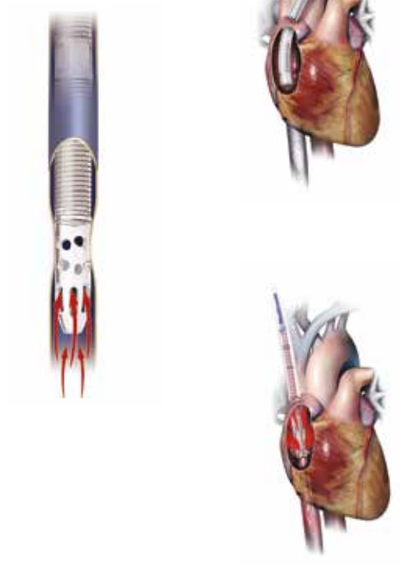

Important Safety Information
The introduction of air into the right heart may result in the immediate total loss of venous drainage to the extracorporeal circulation. Care and caution should be taken to avoid damage to vessels and cardiac tissue during cannulation or other cardiac surgery procedures.

Antegrade cannulae

Antegrade cannulae are designed to deliver cardioplegia solution to the heart via the arteries in the normal direction of blood flow (antegrade perfusion). Aortic root cannulae are intended to either aspirate air from the aorta or infuse cardioplegia solution directly into the aortic root near the aortic valve. We offer adult and pediatric aortic root cannulae in varying lengths to accommodate various techniques and patient anatomies. Our product breadth ensures the availability of a cannula to meet your specific needs.





Antegrade cannulae

MīAR™ Aortic Root with Flow-Guard 38

DLP™ Dual Lumen Cardioplegia 39

DLP™ Aortic Root 40

DLP™ Aortic Root with Vent Line 41

DLP™ Cardioplegia Needles 42

DLP™ Coronary Ostial Perfusion 43

Antegrade Cannulae
MīAR™ Aortic Root Cannulae with Flow-Guard

These Minimally Invasive Aortic Root (MīAR) models feature a 12.25 in (31 cm) cannula body to allow access into the chest for small incision techniques. This length also allows positioning of the luer connection to the cardioplegia line out of the surgeon's way, outside the chest incision. Additionally, these MīAR models include the Flow-Guard™ feature to maintain hemostasis during removal of the needle from the cannula.



MīAR Cannulae with Flow-Guard Introducer

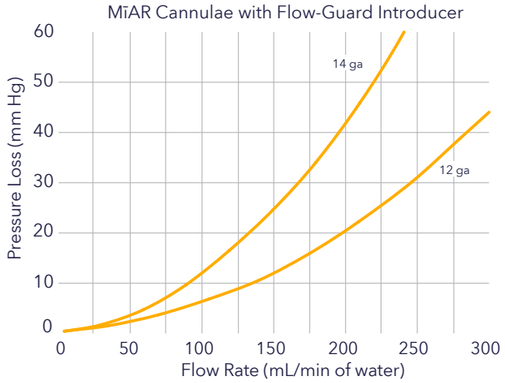

12.25 in (31 cm) overall length

Flanged standard tip and Flow-Guard introducer	
11012L	12 ga (9 Fr)
11014L	14 ga (7 Fr)

10 per carton

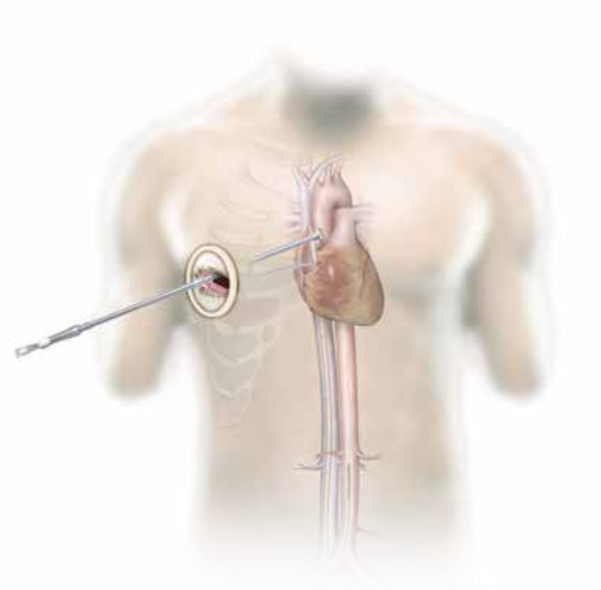

Important Safety Information
Care should be taken when inserting the needle to prevent perforation of the back wall of the aorta. Care and caution should be taken to avoid damage to vessels and cardiac tissue during cannulation or other cardiac surgery procedures. Additional care and caution may be necessary due to the unique adaptations required for minimally invasive techniques.

Antegrade Cannulae
DLP™ Dual Lumen Cardioplegia Cannulae

The dual lumen cannula features a tip attached to a clear body with a separate vent line. Additional features include left heart venting and simultaneous cardioplegia delivery and aspiration. Each cannula is supplied with a stainless steel introducer needle.



DLP Dual Lumen Aortic Root Cannulae with Vent Line

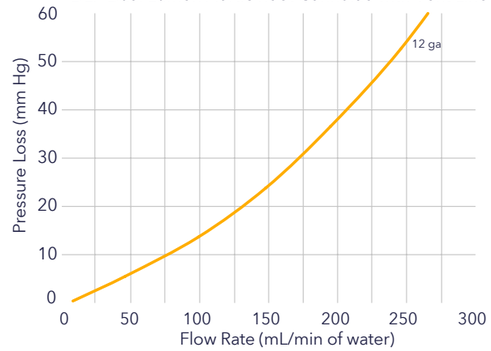

3.25 in (8.3 cm) overall length

Standard tip	
30401	12 ga (9 Fr)

10 per carton

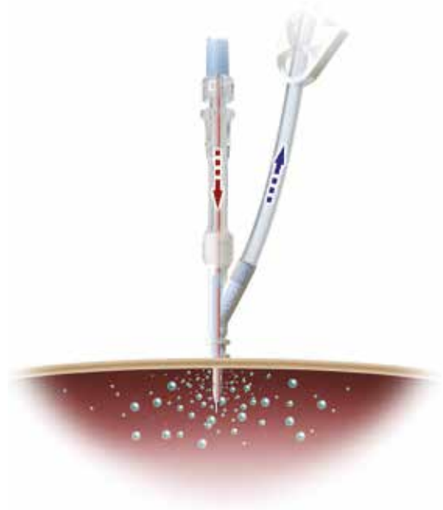

Dual Lumen Aortic Root Application Detail

Important Safety Information
Care should be taken when inserting the needle to prevent perforation of the back wall of the aorta. Care and caution should be taken to avoid damage to vessels and cardiac tissue during cannulation or other cardiac surgery procedures. Additional care and caution may be necessary due to the unique adaptations required for minimally invasive techniques.

Antegrade Cannulae
DLP™ Aortic Cannulae

These pediatric and adult cannulae feature radiopaque tips attached to clear PVC bodies. Additional features available with these cannulae include aortic root pressure monitoring and left heart venting. All cannulae are supplied with a stainless steel introducer needle. All DLP Aortic Root Cannulae can be used to aspirate air emboli as well as administer cardioplegia.

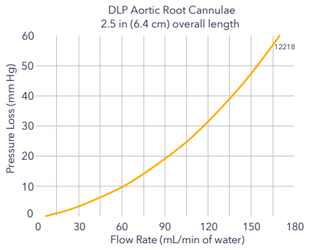

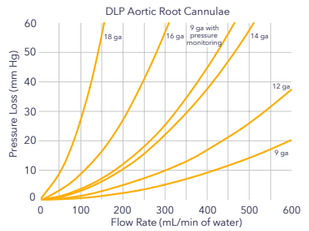



Flow-Guard™
Introducer

2.5 in (6.4 cm) overall length

Flanged standard tip and standard introducer

12218	18 ga (4 Fr) blue one-piece tip and flange

20 per carton



5.75 in (14.6 cm) overall length

Slotted long tip and standard introducer

10112	12 ga (9 Fr)
10114	14 ga (7 Fr)

20 per carton



5.5 in (14.0 cm) overall length

Flanged standard tip and standard introducer

10009	9 ga (11 Fr)
10012	12 ga (9 Fr)
10014	14 ga (7 Fr)
10016	16 ga (5 Fr)
10018	18 ga (4 Fr)



Flanged standard tip and Flow-Guard introducer

11012	12 ga (9 Fr)
11014	14 ga (7 Fr)

20 per carton

5.25 in (13.3 cm) overall length

Flanged pressure monitoring tip and standard introducer

23009	9 ga (11 Fr)

20 per carton



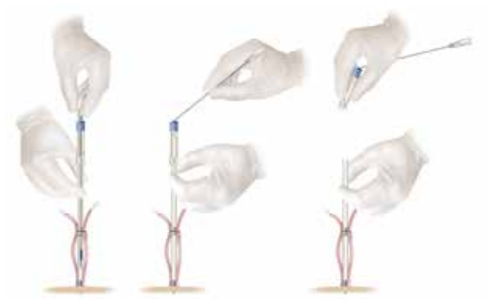

Flow-Guard Introducer Application Detail

Important Safety Information
Care should be taken when inserting the needle to prevent perforation of the back wall of the aorta. Care and caution should be taken to avoid damage to vessels and cardiac tissue during cannulation or other cardiac surgery procedures. Additional care and caution may be necessary due to the unique adaptations required for minimally invasive techniques.

Antegrade Cannulae
DLP™ Aortic Root Cannulae with Vent Line

These cannulae feature radiopaque tips attached to clear bodies with separate vent lines. Additional features available with these cannulae include aortic root pressure monitoring and left heart venting. All cannulae are supplied with a stainless steel introducer needle.



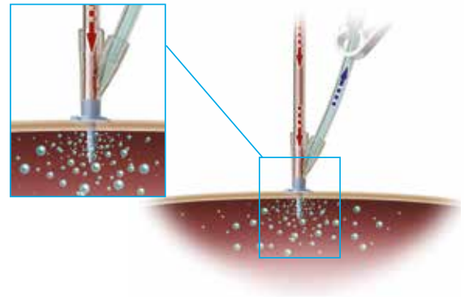

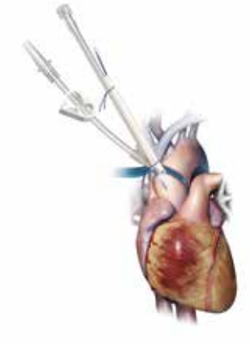

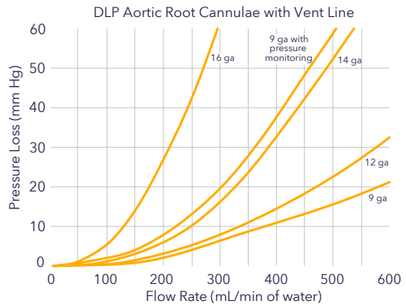

5.5 in (14.0 cm) overall length

Flanged standard tip and standard introducer

20009	9 ga (11 Fr)
20012	12 ga (9 Fr)
20012S	12 ga (9 Fr) with two clamps
20014	14 ga (7 Fr)
20014L	14 ga (7 Fr), 8 in (20.3 cm) vent line
20016	16 ga (5 Fr)



Flanged standard tip and Flow-Guard™ introducer

21012	12 ga (9 Fr)
21014	14 ga (7 Fr)

20 per carton

5.75 in (14.6 cm) overall length

Slotted long tip and standard introducer

20112	12 ga (9 Fr)
20114	14 ga (7 Fr)

20 per carton



5.75 in (14.6 cm) overall length

Flanged long tip and standard introducer

20114WF	14 ga (7 Fr)
20114HWF	14 ga (7 Fr) with side holes

20 per carton



5.25 in (13.3 cm) overall length

Flanged pressure monitoring tip and standard introducer

24009	9 ga (11 Fr)

20 per carton



Important Safety Information
Care should be taken when inserting the needle to prevent perforation of the back wall of the aorta. Care and caution should be taken to avoid damage to vessels and cardiac tissue during cannulation or other cardiac surgery procedures. Additional care and caution may be necessary due to the unique adaptations required for minimally invasive techniques.

Antegrade Cannulae
DLP™ Cardioplegia Needles

These needles feature stainless steel tips with a plastic depth stop. These needles are attached to flexible tubing with drape clamp and female luer.



Pediatric
6.5 in (16.5 cm) overall length

Tip length 1/4 in (0.64 cm) with hub stop	
11316	16 ga (5 Fr)

20 per carton

Adult
10 in (25.4 cm) overall length

Tip length 5/8 in (1.59 cm) with 4 side holes and flange stop	
10313	13 ga (8 Fr)

20 per carton

Important Safety Information
Care should be taken when inserting the needle to prevent perforation of the back wall of the aorta. Care and caution should be taken to avoid damage to vessels and cardiac tissue during cannulation or other cardiac surgery procedures. Additional care and caution may be necessary due to the unique adaptations required for minimally invasive techniques.

Antegrade Cannulae
DLP™ Coronary Ostial Perfusion Cannulae

These cannulae feature silicone bodies with soft bulb-shaped tips. All cannulae have a female luer connection site.



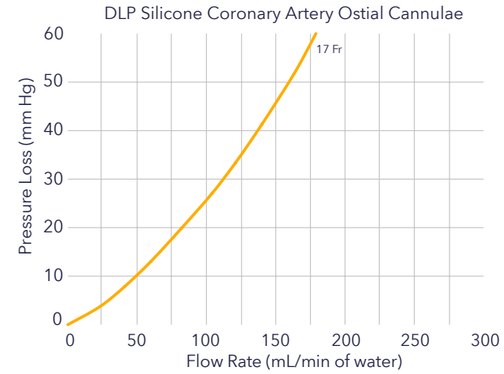

10 in (25.4 cm) overall length

30315	15 Fr (5.0 mm) bulb
30317	17 Fr (5.7 mm) bulb
30320	20 Fr (6.7 mm) bulb

10 per carton

Intracoronary cardioplegia

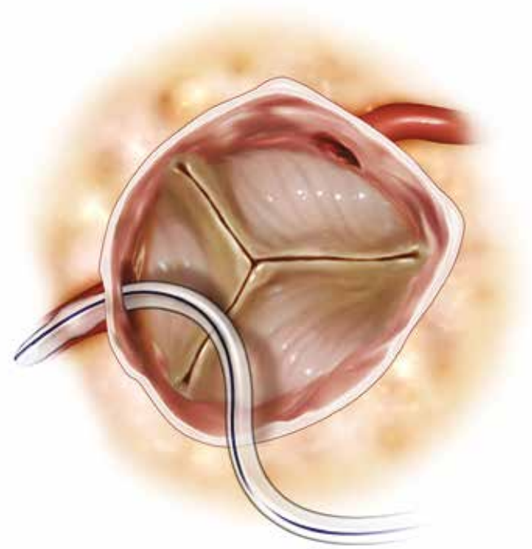

Important Safety Information
Care should be taken when inserting the needle to prevent perforation of the back wall of the aorta. Care and caution should be taken to avoid damage to vessels and cardiac tissue during cannulation or other cardiac surgery procedures. Additional care and caution may be necessary due to the unique adaptations required for minimally invasive techniques.

These cannulae feature flanged, radiopaque basket tips or soft tips attached to malleable stainless steel shafts. All cannulae have a female luer connection site.



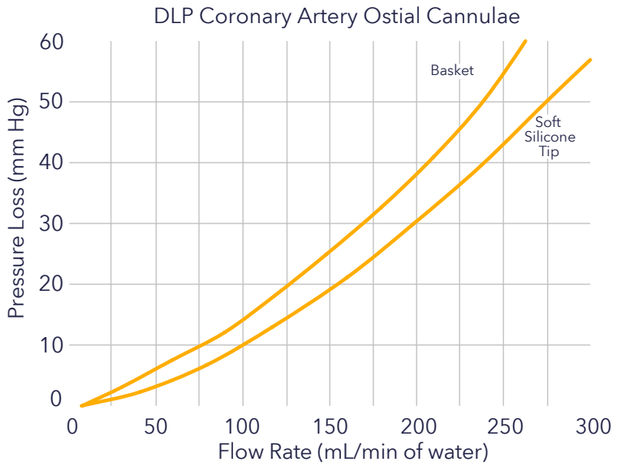

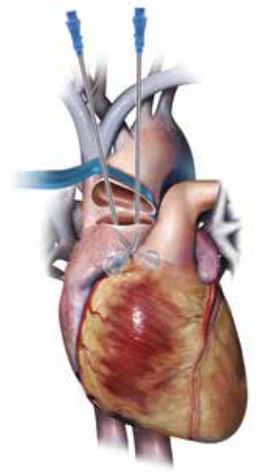



6 in (15.2 cm) overall length

Basket tip	
30010	10 Fr (3.3 mm)
30012	12 Fr (4.0 mm)
30014	14 Fr (4.7 mm)

20 per carton



6 in (15.2 cm) overall length

Soft, convex tip
30055

10 per carton



6 in (15.2 cm) overall length

Soft, concave tip
30050

10 per carton

Important Safety Information
Care should be taken when inserting the needle to prevent perforation of the back wall of the aorta. Care and caution should be taken to avoid damage to vessels and cardiac tissue during cannulation or other cardiac surgery procedures. Additional care and caution may be necessary due to the unique adaptations required for minimally invasive techniques.

Antegrade Cannulae
DLP™ Coronary Ostial Perfusion Cannulae

These high flow cannulae feature flanged, radiopaque basket tips or soft silicone tips attached to large-bore, malleable stainless steel shafts. All cannulae have a female luer connection site.



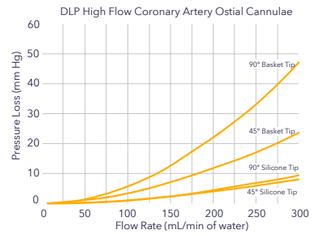

Ostial antegrade cardioplegia



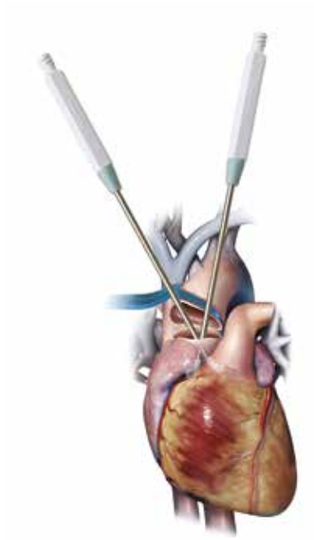



7.5 in (19.1 cm) overall length

45° angle basket tip	
30212	12 Fr (4.0 mm)

10 per carton



7.5 in (19.1 cm) overall length

90° angle soft silicone tip	
30155	10 Fr (3.3 mm)

10 per carton



7.5 in (19.1 cm) overall length

90° angle basket tip	
30110	10 Fr (3.3 mm)
30112	12 Fr (4.0 mm)
30114	14 Fr (4.7 mm)

10 per carton



7.5 in (19.1 cm) overall length

45° angle soft silicone tip	
30255	10 Fr (3.3 mm)

10 per carton

Important Safety Information
Care should be taken when inserting the needle to prevent perforation of the back wall of the aorta. Care and caution should be taken to avoid damage to vessels and cardiac tissue during cannulation or other cardiac surgery procedures. Additional care and caution may be necessary due to the unique adaptations required for minimally invasive techniques.

Retrograde cannulae

Retrograde cannulae are designed to deliver cardioplegia solution to the heart via the coronary sinus in the reverse direction of normal blood flow (retrograde perfusion). We offer the retrograde cannulae in pediatric and adult sizes. The pediatric cannulae are offered with silicone bodies, with or without a guidewire stylet, and a manual-inflate cuff. Adult models are offered with a silicone or PVC body, a solid or guidewire stylet with a variety of handle options, and an auto- or manual-inflate cuff. Silicone bodies ensure product malleability under cold cardioplegia temperatures. The purpose of the cuff is to occlude the opening of the coronary sinus, forcing cardioplegia flow to the coronary vessel bed of the heart. Manual-inflate models require the clinician to inflate the cuff prior to delivering cardioplegia. Our product breadth ensures the availability of a cannula to meet your specific needs.





Gundry™ Retrograde Coronary Sinus Perfusion with Manual-Inflate Cuff 48

DLP™ Retrograde Coronary Sinus Perfusion with Manual-Inflate Cuff 49

DLP™ Retrograde Coronary Sinus Perfusion with Auto-Inflate Cuff 51

Retrograde Cannulae
Gundry™ Retrograde Coronary Sinus Perfusion Cannulae with Manual-Inflate Cuff

These pediatric and adult cannulae feature silicone bodies and manual-inflate cuffs with pressure monitoring lines. All cannulae have a guidewire stylet and either a male luer handle or a Tru-Touch™ handle. All cannulae come with a syringe for cuff inflation.

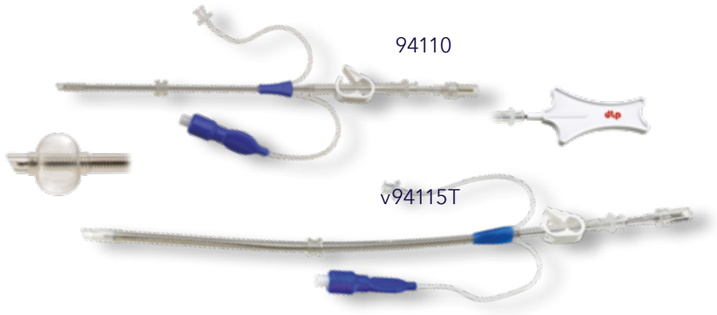

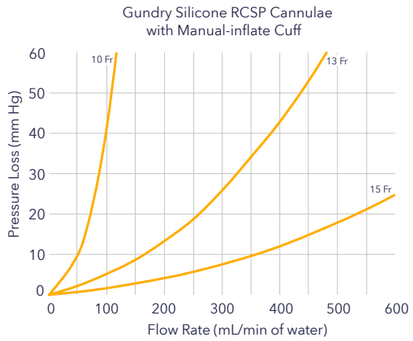

9 in (22.9 cm) overall length

Smooth cuff and wirewound body	
94110	10 Fr (3.3 mm) guidewire styletw
4 per carton	

12.5 in (31.8 cm) overall length

Smooth cuff and wirewound body	
94115T	15 Fr (5.0 mm) guidewire stylet
10 per carton	

12.5 in (31.8 cm) overall length

Smooth cuff, wirewound body, and integral stopcock	
94113T	13 Fr (4.3 mm) guidewire stylet
10 per carton	
94615	15 Fr (5.0 mm) guidewire stylet
4 per carton	
94715	15 Fr (5.0 mm) guidewire stylet with Tru-Touch handle
10 per carton	

Important Safety Information
Extreme caution should be exercised while introducing the cannula into the coronary sinus. Do not force the cannula into the coronary sinus as this may cause vessel damage. Do not overinflate the balloon.

Retrograde Cannulae
DLP™ Retrograde Coronary Sinus Perfusion Cannulae with Manual-Inflate Cuff

These pediatric and adult cannulae feature silicone bodies and manual-inflate cuffs with pressure monitoring lines. All cannulae come with a smooth cuff and a syringe for cuff inflation.

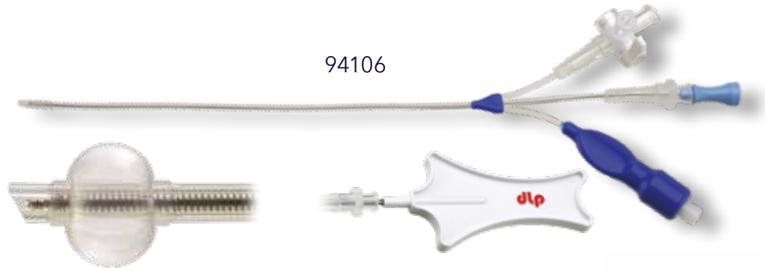

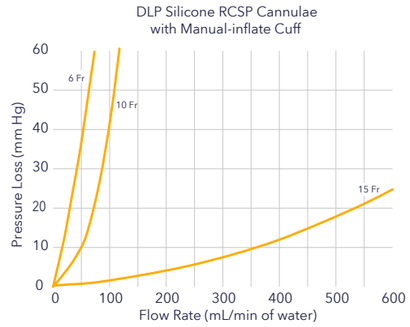

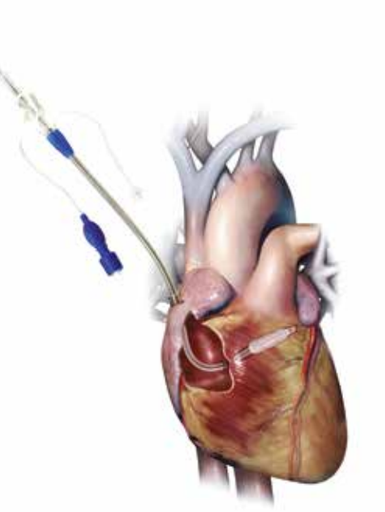

9.5 in (24.1 cm) overall length

Smooth cuff, non-wirewound body, and integral stopcock	
94106	6 Fr (2.0 mm) guidewire stylet
4 per carton	

12.5 in (31.8 cm) overall length

Smooth cuff and wirewound body	
94215T	15 Fr (5.0 mm) solid stylet
10 per carton	

12.5 in (31.8 cm) overall length

Smooth cuff, wirewound body, and integral stopcock	
94725	15 Fr (5.0 mm) solid stylet with Tru-Touch™ handle
10 per carton	

Important Safety Information
Extreme caution should be exercised while introducing the cannula into the coronary sinus. Do not force the cannula into the coronary sinus as this may cause vessel damage. Do not overinflate the balloon.

Retrograde Cannulae
DLP™ Retrograde Coronary Sinus Perfusion Cannulae with Manual Inflate-cuff

These pediatric and adult cannulae feature silicone bodies and manual-inflate cuffs with pressure monitoring lines. A variety of cuffs and stylets are available. All cannulae come with a syringe for cuff inflation.



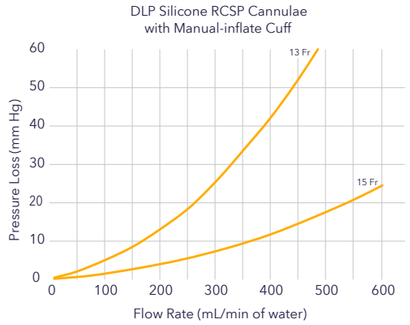

12.5 in (31.8 cm) overall length

Elongated cuff, wirewound body, and integral stopcock

94625	15 Fr (5.0 mm) solid stylet
94665	15 Fr (5.0 mm) guidewire stylet

10 per carton

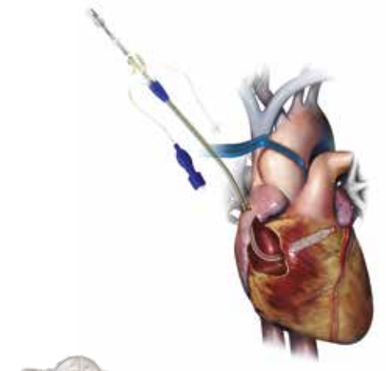



12.5 in (31.8 cm) overall length

Ridged cuff, wirewound body, and integral stopcock

94913	13 Fr (4.3 mm) guidewire stylet
94913L	13 Fr (4.3 mm) guidewire stylet and 6 in (15.2 cm) pressure monitoring and inflation line
94915	15 Fr (5.0 mm) guidewire stylet
94965	15 Fr (5.0 mm) guidewire stylet with Tru-Touch™ handle
94975	15 Fr (5.0 mm) solid stylet with Tru-Touch handle

10 per carton

Important Safety Information
Additional care and caution may be necessary due to the unique adaptations required for minimally invasive techniques. Due to limitations of direct visualization during minimally invasive techniques, echocardiographic or fluoroscopic imaging is recommended. Care and caution should be taken to avoid damage to vessels and cardiac tissue during cannulation or other cardiac surgery procedures.

Retrograde Cannulae
DLP™ Retrograde Coronary Sinus Perfusion Cannulae with Auto-Inflate Cuff

These cannulae feature silicone bodies and auto-inflate cuffs with pressure monitoring lines. A variety of cuffs and stylets are available.

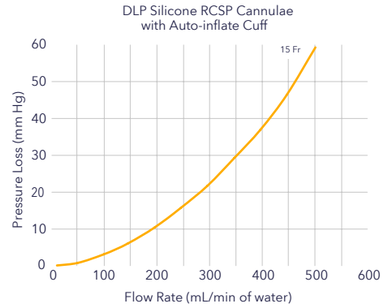





12.5 in (31.8 cm) overall length

Smooth preformed cuff and wirewound body

94315T	15 Fr (5.0 mm) solid stylet
94415T	15 Fr (5.0 mm) guidewire stylet
94735	15 Fr (5.0 mm) solid stylet with Tru-Touch™ handle
94745	15 Fr (5.0 mm) guidewire stylet with Tru-Touch handle

10 per carton





12.5 in (31.8 cm) overall length

Ridged preformed cuff, wirewound body, and integral stopcock

94995	15 Fr (5.0 mm) guidewire stylet with Tru-Touch handle

10 per carton

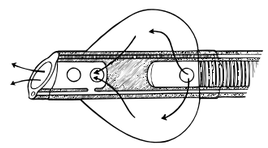

Silicone Auto-inflate Cuff Flow Detail

Silicone auto-inflating cuffs offer the convenience of cuff inflation without the need for a syringe. Their unique flow-through design allows cardioplegia to circulate through the cuff before exiting the cannula tip. These cuffs also feature a dual pressure monitoring system, which normally provides intra-sinus pressure monitoring through the port in the tip. However, should the tip inadvertently become occluded, the second port will monitor intra-cuff pressure. This feature greatly reduces the potential for coronary sinus damage due to overinflation.

Important Safety Information
Additional care and caution may be necessary due to the unique adaptations required for minimally invasive techniques. Due to limitations of direct visualization during minimally invasive techniques, echocardiographic or fluoroscopic imaging is recommended.

Retrograde Cannulae
DLP™ Retrograde Coronary Sinus Perfusion Cannulae with Auto-Inflate-cuff

These cannulae feature PVC bodies and polyurethane auto-inflate smooth cuffs with pressure monitoring lines. A variety of stylets are available.



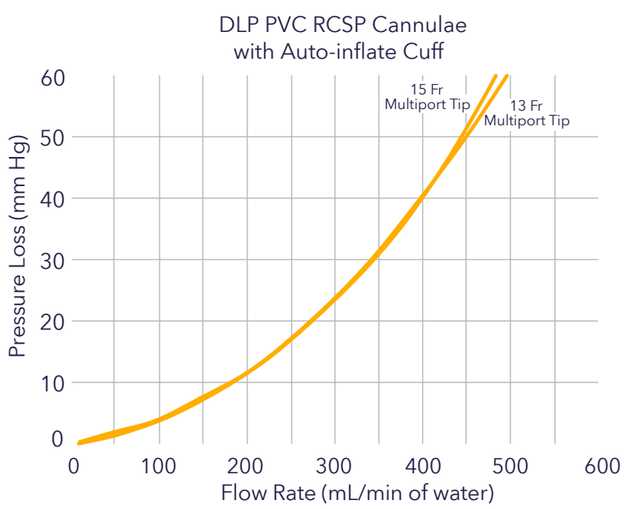



11 in (27.9 cm) overall lenght

Smooth preformed cuff, multiport tip, and integral stopcock

94533	13 Fr (4.3 mm) solid stylet with Tru-Touch handle
94535	15 Fr (5.0 mm) solid stylet with Tru-Touch handle

10 per carton

Important Safety Information
Extreme caution should be exercised while introducing the cannula into the coronary sinus. Do not force the cannula into the coronary sinus as this may cause vessel damage. Do not overinflate the balloon.

Retrograde Cannulae
DLP™ Retrograde Coronary Sinus Perfusion Cannulae with Auto-Inflate Cuff

These cannulae feature PVC bodies and polyurethane auto-inflate cuffs with pressure monitoring lines. A variety of cuffs and stylets are available.





12 in (30.5 cm) overall lenght

Smooth preformed cuff, short fluted, bullet-nosed tip, and integral stopcock

94885	15 Fr (5.0 mm) solid stylet with Tru-Touch handle
94895	15 Fr (5.0 mm) guidewire stylet with Tru-Touch handle

10 per carton

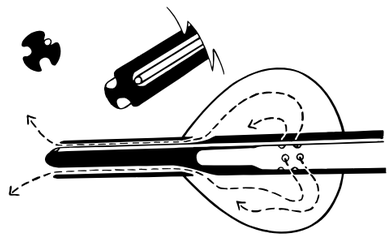

PVC Auto-inflate Cuff Flow Detail



12.5 in (31.8 cm) overall lenght

Smooth preformed cuff, fluted bullet-nosed tip, and integral stopcock

94835	15 Fr (5.0 mm) solid stylet with Tru-Touch handle

10 per carton



12.5 in (31.8 cm) overall lenght

Ridged preformed silicone cuff, short fluted bullet-nosed tip, and integral stopcock

94935	15 Fr (5.0 mm) solid stylet with Tru-Touch handle

10 per carton

Important Safety Information
Additional care and caution may be necessary due to the unique adaptations required for minimally invasive techniques. Due to limitations of direct visualization during minimally invasive techniques, echocardiographic or fluoroscopic imaging is recommended. Care and caution should be taken to avoid damage to vessels and cardiac tissue during cannulation or other cardiac surgery procedures.

Cardioplegia adapters

Cardioplegia adapters are designed to permit customization of the cardioplegia circuit. Medtronic adapters can be used to connect multiple cardioplegia cannulae and/or vein graft cannulae to a single inlet source, switch between antegrade and retrograde delivery of cardioplegia, and provide the option for attaching a vent line to cardioplegia cannulae. Additional adapters are available to extend the length of the cardioplegia circuit, recirculate the cardioplegia solution, or provide an extension to the pressure monitoring line.





Cardioplegia adapters

DLP™ Pressure Monitoring Extension Line 56

DLP™ Straight 57

DLP™ "Y" 57

DLP™ "Y" Type Coronary Perfusion 58

DLP™ "Y" 59

ARISS™ Perfusion Switches 60

DLP™ Cardioplegia Management Set 61

DLP™ Antegrade/Retrograde Stopcock 61

DLP™ Multiple Perfusion Sets 62

Cardioplegia Adapters
DLP™ Pressure Monitoring Extension Line Adapters

These adapters feature combinations of male and female luers on the ends.

6 ft (1.8 m) overall length

Male and female luers	
25009	male x female luers
25010	male x male luers

20 per carton



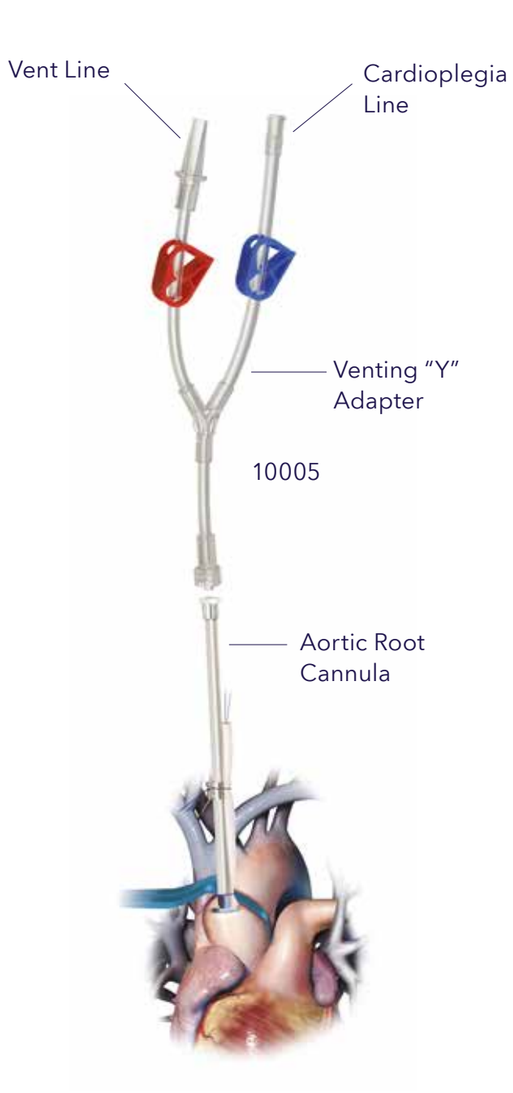

Cardioplegia Adapters
DLP™ Staight Adapters

These adapters have a male luer on one end and a 1/4 inch (0.64 cm) connector on the other.

5 in (12.7 cm) overall length

Male luers	
10001	with vented 1/4 in connector

20 per carton



DLP™ "Y" Adapters

These adapters feature a male luer on the single leg. A female luer is on the cardioplegia inlet leg and a 1/4 inch (0.64 cm) connector is on the other.

Male luer on single leg	
10005†	7.5 in (19.1 cm) overall length with 3 in (7.6 cm) inlet leg and color-coded clamps
10534	8.5 in (21.6 cm) overall length with one-way valve in vent line and color-coded clamps

20 per carton



†When used with 10005 Venting "Y" Adapter, an Aortic Root Cannula can be used to vent the left heart.

Important Safety Information
Cardioplegia adapter devices are a combination of products that have their own indications, contraindications, precautions, warnings, and potential adverse events. Refer to those components individually. Cardioplegia adapter devices are not intended for use except as indicated. Use the lowest possible pressure to reduce risk of hemolysis or risk of vessel damage. Care and caution should be taken to avoid damage to vessels and cardiac tissue during cannulation or other cardiac surgery procedures.

Important Safety Information
Cardioplegia adapter devices are a combination of products that have their own indications, contraindications, precautions, warnings, and potential adverse events. Refer to those components individually. Cardioplegia adapter devices are not intended for use except as indicated. Use the lowest possible pressure to reduce risk of hemolysis or risk of vessel damage. Care and caution should be taken to avoid damage to vessels and cardiac tissue during cannulation or other cardiac surgery procedures.

Cardioplegia Adapters
DLP™ "Y' Type Coronary Perfusion Adapters

These adapters feature a rigid "Y" with two legs in various lengths that terminate with male luers.



10004



10004D

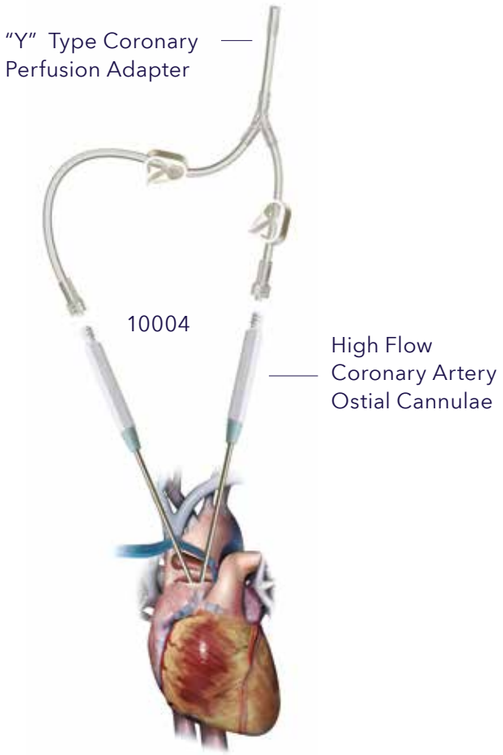

Female luer on single leg

10004	3.5 in (8.9 cm) and 10 in (25.4 cm) legs and white clamps
10004D	6 in (15.2 cm) legs and white clamps
10700	3.5 in (8.9 cm) and 10 in (25.4 cm) legs and color-coded clamps
10706	6 in (15.2 cm) soft, silicone-like PVC legs and white clamps
10710	10 in (25.4 cm) soft, silicone-like PVC legs and white clamps

20 per carton

Important Safety Information
Cardioplegia adapter devices are a combination of products that have their own indications, contraindications, precautions, warnings, and potential adverse events. Refer to those components individually. Cardioplegia adapter devices are not intended for use except as indicated. Use the lowest possible pressure to reduce risk of hemolysis or risk of vessel damage. Care and caution should be taken to avoid damage to vessels and cardiac tissue during cannulation or other cardiac surgery procedures.

Cardioplegia Adapters
DLP™ "Y" Adapters

This adapter is a combination of Models 10004 and 10005 and features four legs. Two legs terminate in male luers, one terminates with a female luer, and the fourth terminates with a 1/4 inch (0.64 cm) connector.

20.5 in (52.1 cm) overall length

Combination with four legs

10005BH	color-coded clamps

20 per carton



This adapter features a female luer on the cardioplegia inlet leg and a 1/4 inch (0.64 cm) connector on the venting leg.

7.5 in (19.1 cm) overall length

Male luer on single leg

10005OS	white clamps with color-coded arrows

20 per carton



Important Safety Information
Cardioplegia adapter devices are a combination of products that have their own indications, contraindications, precautions, warnings, and potential adverse events. Refer to those components individually. Cardioplegia adapter devices are not intended for use except as indicated. Use the lowest possible pressure to reduce risk of hemolysis or risk of vessel damage. Care and caution should be taken to avoid damage to vessels and cardiac tissue during cannulation or other cardiac surgery procedures.

Cardioplegia Adapters
ARISS™ Perfusion Switches

These table mount models allow the surgeon to switch between antegrade and retrograde cardioplegia delivery. These versions feature pressure monitoring lines that run alongside the inlet and outlet ports. The outlet ports are color coded for easy identification.

13 in (33.0 cm) overall length

Table mount models	
13000	unequal legs
13004	equal legs

10 per carton



Important Safety Information
Cardioplegia adapter devices are a combination of products that have their own indications, contraindications, precautions, warnings, and potential adverse events. Refer to those components individually. Cardioplegia adapter devices are not intended for use except as indicated. Use the lowest possible pressure to reduce risk of hemolysis or risk of vessel damage. Care and caution should be taken to avoid damage to vessels and cardiac tissue during cannulation or other cardiac surgery procedures.

Cardioplegia Adapters
DLP™ Cardioplegia Management Set

This product features soft tubing with three legs that terminate in male luers. The legs have varying lengths and are set in a mounting bracket with adhesive pads on the back. The red clamp leg has a length of 10 inches (25.4 cm), the white clamp leg has a length of 20 inches (50.8 cm), and the blue clamp leg has a length of 30 inches (76.2 cm).

Female luer on single leg	
13003	color-coded clamps

5 per carton

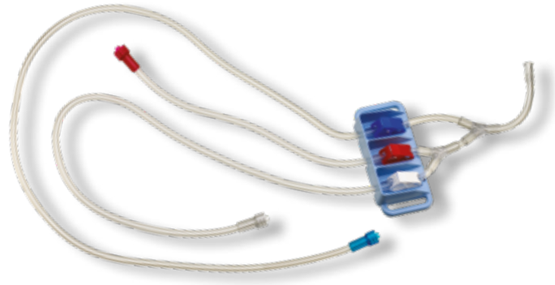

DLP™ Antegrade/Retrograde Stopcock Adapter

This adapter features a large-bore, three-way stopcock and male luers on the outlet ports.

26.5 in (67.3 cm) overall length

Female luer on single leg
13001

10 per carton



Important Safety Information
Cardioplegia adapter devices are a combination of products that have their own indications, contraindications, precautions, warnings, and potential adverse events. Refer to those components individually. Cardioplegia adapter devices are not intended for use except as indicated. Use the lowest possible pressure to reduce risk of hemolysis or risk of vessel damage. Care and caution should be taken to avoid damage to vessels and cardiac tissue during cannulation or other cardiac surgery procedures.

Cardioplegia Adapters
DLP™ Multiple Perfusion Sets

These products allow for simultaneous perfusion of the aortic root and up to three or more vein grafts. They feature inlet ports with male or female luers and clamps attached to an adapter that splits into four or more legs. These legs have color-coded clamps for easy identification and terminate with male luers. Models with a vent line terminate in a 1/4 inch (0.64 cm) connector.

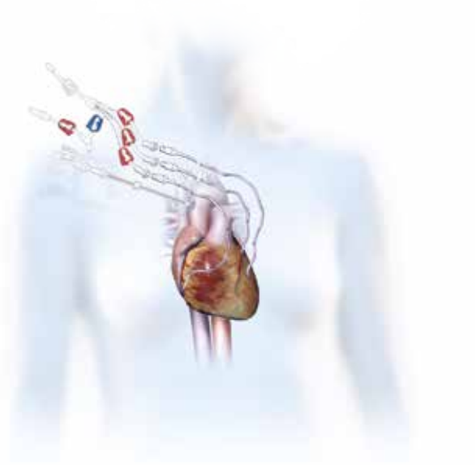

12 in (30.5 cm) overall length

Female luer on single inlet leg with 4 legs

14003	4 - 8 in (20.3 cm) length legs with 3 red clamps and 1 blue clamp
14013	4 - 10 in (25.4 cm) length legs with red, blue, yellow, and white clamps

10 per carton

15 in (38.1 cm) overall length

Female luer on single inlet leg with 4 legs

14000	1 - 3 in (7.6 cm) length leg with blue clamp 3 - 10 in (25.4 cm) length legs with red clamps

10 per carton



14000

Female luer on single inlet leg with 4 legs and vent line

14001	1 - 8 in (20.3 cm) length vented leg with red clamp on vent line 3 - 10 in (25.4 cm) length legs with red clamps
14017	1 - 8 in (20.3 cm) length vented leg with stiff tubing and red clamp on vent line 3 - 10 in (25.4 cm) lengths stiff tubing and red clamps
14031	1 - 12 in (30.5 cm) length vented leg with yellow clamp on vent line 3 - 10 in (25.4 cm) length legs with red clamps

10 per carton



14001

Important Safety Information
Cardioplegia adapter devices are a combination of products that have their own indications, contraindications, precautions, warnings, and potential adverse events. Refer to those components individually. Cardioplegia adapter devices are not intended for use except as indicated. Use the lowest possible pressure to reduce risk of hemolysis or risk of vessel damage. Care and caution should be taken to avoid damage to vessels and cardiac tissue during cannulation or other cardiac surgery procedures.

Cardioplegia Adapters
DLP™ Multiple Perfusion Sets

These products allow for simultaneous perfusion of the aortic root and up to three or more vein grafts. They feature inlet ports with male or female luers and clamps attached to an adapter that splits into four or more legs. These legs have color-coded clamps for easy identification and terminate with male luers.



14007

15 in (38.1 cm) overall length

Female luer on single inlet leg with 4 legs and 3 free-flow vessel cannulae (Model 30003)

14007	1 - 3 in (7.6 cm) length leg with blue clamp 3 - 10 in (25.4 cm) length legs with red clamps

10 per carton

Female luer on single inlet leg with 4 legs and 3 one-way valve vessel cannulae (Model 30001)

14008	1 - 3 in (7.6 cm) length leg with blue clamp 3 - 10 in (25.4 cm) length legs with red clamps

10 per carton

Female luer on single inlet leg with 6 legs

14006	1 - 3 in (7.6 cm) length leg with blue clamp 5 - 10 in (25.4 cm) length legs with red clamps

10 per carton

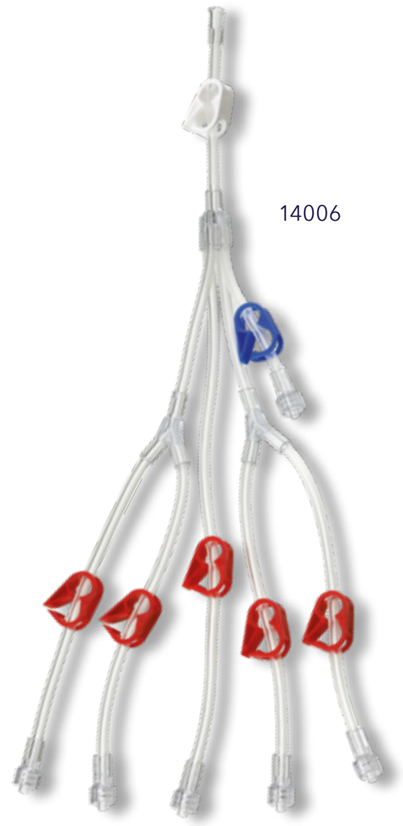

14006

Important Safety Information
Cardioplegia adapter devices are a combination of products that have their own indications, contraindications, precautions, warnings, and potential adverse events. Refer to those components individually. Cardioplegia adapter devices are not intended for use except as indicated. Use the lowest possible pressure to reduce risk of hemolysis or risk of vessel damage. Care and caution should be taken to avoid damage to vessels and cardiac tissue during cannulation or other cardiac surgery procedures.

Suction circuit

We offer suction products that are designed to provide either fine or gross suction to ensure a clear and dry surgical field. The Medtronic handheld cardiac suction tubes are designed for fine suction, while our intracardiac suction tubes and sumps are intended to provide suction within and around the heart. The Medtronic left heart vent catheters are designed for indirect and direct venting of the left ventricle and feature perforated tips. These vents are offered in different lengths, introducer styles, and in both silicone and PVC body construction. Our product breadth ensures the availability of a cannula to meet your specific needs.





Suction circuit

DLP™ Cardiac Suction Tubes 66

DLP™ Pericardial Sumps 69

DLP™ Pericardial/Intracardiac Sumps 69

DLP™ Cardiac Sump 70

DLP™ Left Heart Vent Catheters 71

Suction circuit
DLP™ Cardiac Suction Tubes

These suction tubes feature comfortable hand grips with a vacuum control port. The tip is made from a malleable stainless steel shaft, which allows the surgeon to gently shape to a desired preference. Models are available with or without a soft silicone tip. All suction tubes are equipped with a length of tubing and clamp terminating with a 1/4 inch (0.64 cm) connector.



10050



10051

Frazier tip



Soft tip



3 in (7.6 cm)
approx. shaft and tip length

Frazier tip	
10051	6 Fr (2.0 mm) shaft

Soft tip	
10053	6 Fr (2.0 mm) shaft with 10 Fr (3.3 mm) tip
20 per carton	

6 in (15.2 cm)
approx. shaft and tip length

Frazier tip	
10050	6 Fr (2.0 mm) shaft

Soft tip	
10052	6 Fr (2.0 mm) shaft with 10 Fr (3.3 mm) tip
20 per carton	

Important Safety Information
Care and caution should be taken to avoid damage to vessels and cardiac tissue during cannulation or other cardiac surgery procedures.

Suction circuit
DLP™ Cardiac Suction Tubes

This suction tube features a comfortable hand grip. The tip is made from a malleable stainless steel shaft, which allows the surgeon to gently shape to a desired preference. The DLP Intracardiac Suction device offers a perforated pool tip to minimize the possibility of tissue occlusion while maintaining an opportunity for drainage. This suction tube is equipped with a length of tubing terminating with a 1/4 inch (0.64 cm) connector.





6 in (15.2 cm) overall length

Perforated pool tip	
10060	10 Fr (3.3 mm) shaft with 20 Fr (6.7 mm) tip (28 holes in tip)
20 per carton	

Important Safety Information
Care and caution should be taken to avoid damage to vessels and cardiac tissue during cannulation or other cardiac surgery procedures.

Suction circuit
DLP™ Cardiac Suction Tubes

These suction tubes feature a comfortable hand grip. The tip shaft is made from rigid stainless steel. The Macro Sucker offers a fluted pool tip to minimize the possibility of tissue occlusion while maintaining an opportunity for drainage. The Mini Sucker has a soft, vented tip designed to clear blood from the surgical site with gentle suction.



7 in (18.0 cm)
approx. shaft and tip length

Macro Sucker	
10061	20 Fr (6.7 mm) tip with 16 Fr (5.3 mm) shaft
20 per carton	



4.75 in (12.1 cm)
approx. shaft and tip length

Mini Sucker	
10062	9 Fr (3.0 mm) tip with 11 Fr (3.7 mm) shaft
20 per carton	

Suction circuit
DLP™ Pericardial Sump

This sump features a fluted tip that is encased in a stainless steel spring and has a weight at the end. This tip is attached to soft, flexible tubing terminating in a connector.



15 in (38.1 cm) overall length

Weighted tip	
12010	20 Fr (6.7 mm), 1/4 in (0.64 cm) connector
20 per carton	

DLP™ Pericardial/Intercardiac Sump

This sump features a weighted perforated pool tip to minimize the possibility of tissue occlusion while maintaining an opportunity for drainage. The perforated tip is attached to tubing that terminates with a 1/4 inch (0.64 cm) connector.





15 in (38.1 cm) overall length

Weighted tip	
12112	20 Fr (6.7 mm)
20 per carton	

Important Safety Information
Neither Model 10061 nor Model 10062 should be placed through the mitral valve. Care and caution should be taken to avoid damage to vessels and cardiac tissue during cannulation or other cardiac surgery procedures.

Important Safety Information
The Pericardial Sump (Model 12010) is not intended to be placed through a valve to drain a closed cardiac chamber. Care and caution should be taken to avoid damage to vessels and cardiac tissue during cannulation or other cardiac surgery procedures.

Suction circuit
DLP™ Cardiac Sump

These sumps feature a perforated pool tip to minimize the possibility of tissue occlusion while maintaining an opportunity for drainage. These sumps are available in pediatric and adult sizes. The perforated tip is attached to tubing that terminates with a 1/4 inch (0.64 cm) connector.



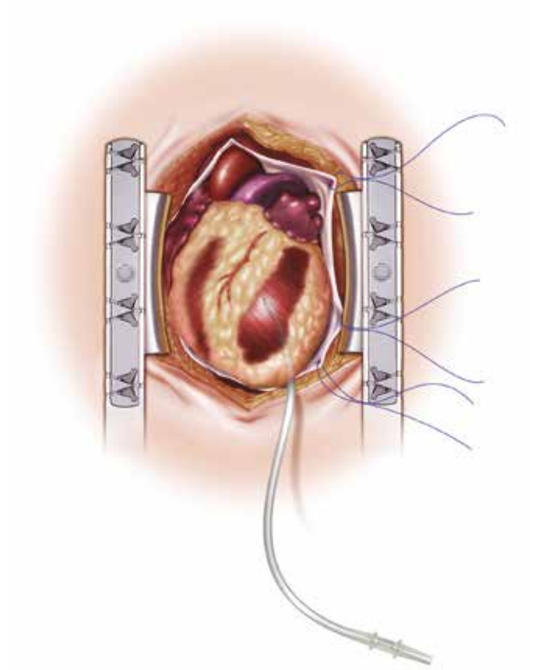



12 in (30.5 cm) overall length

12013	12 Fr (4.0 mm) (10 holes in tip)

20 per carton

15 in (38.1 cm) overall length

12012	20 Fr (6.7 mm) (28 holes in tip)

20 per carton

Suction circuit
DLP™ Left Heart Vent Catheters

These vent catheters are for direct and indirect venting of the left ventricle and feature perforated tips. A choice of either PVC or silicone is available, along with straight, preformed, or malleable bodies with depth markings. These vents are available in pediatric and adult sizes. Straight body models come with a malleable or stiff guidewire style introducer for easy insertion and placement. All vent catheters terminate with a vented or non-vented 1/4 inch (0.64 cm) connector.

PVC 13 in (33.0 cm) overall length

Preformed 1.5 in (3.8 cm) tip and vented connector

12008*	10 Fr (3.3 mm) (8 holes in tip)

20 per carton



Preformed 2 in (5.1 cm) tip and vented connector

12001	13 Fr (4.3 mm) (14 holes in tip)

20 per carton

2 in (5.1 cm) tip, vented connector, and malleable introducer

12101	13 Fr (4.3 mm) (14 holes in tip)

20 per carton



PVC 15 in (38.1 cm) overall length

Malleable body and vented connector

12110	10 Fr (3.3 mm) (9 holes in tip)
12113	13 Fr (4.3 mm) (9 holes in tip)
12115	15 Fr (5.0 mm) (20 holes in tip)

20 per carton



PVC 15 in (38.1 cm) overall length

Malleable body and non-vented connector

12116	16 Fr (5.3 mm) (11 holes in tip)
12118	18 Fr (6.0 mm) (11 holes in tip)

20 per carton



Silicone 16 in (40.6 cm) overall length

Non-vented connector and malleable introducer

12016	16 Fr (5.3 mm) (20 holes in tip)
12002	20 Fr (6.7 mm) (24 holes in tip)

Non-vented connector and preformed introducer

12220	20 Fr (6.7 mm) (24 holes in tip)

20 per carton

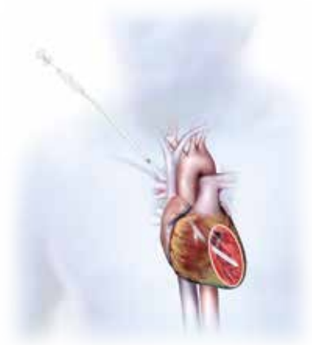

Important Safety Information
The degree of suction should be monitored to reduce the possibility of air embolism and overdistention of the left ventricle.

Surgical support

The largest cannula portfolio worldwide
Our commitment
– to you.

Surgical support products are designed to provide timesaving techniques and ease of use – and to facilitate the remainder of the surgical procedure. We offer a wide range of products to ensure that your specific needs are met.





Surgical support

DLP™ Tourniquet Sets 74

TourniKwik™ Tourniquet Sets 75

Sure-Snare™ Tourniquet Sets 75

DLP™ Vessel Cannulae 76

DLP™ Arteriotomy Cannulae 77

DLP™ Pressure Catheter Placement Set 78

Surgical support
DLP™ Tourniquet Sets

These tourniquet sets consist of color-coded tubes in varying lengths and color combinations. They are available for pediatric and adult uses. Wire snares are included with the tube sets.

Standard sets

Tube length of 4 in (10.2 cm) and 6 in (15.2 cm)	
79016	12 Fr [3 - 4 in (10.2 cm) bronze, 3 - 6 in (15.2 cm) bronze, 2 - snares]
40 sets per carton	



79016

Tube length of 5.5 in (14.0 cm)	
79003	12 Fr (1 - red, 2 - blue, 3 - clear, 1 - snare)
79015	12 Fr (1 - red, 2 - blue, 5 - clear, 2 - snares)
40 sets per carton	



79003

Tube length of 7 in (17.8 cm)	
79004	12 Fr (1 - red, 1 - blue, 1 - snare)
79006	12 Fr (1 - red, 1 - blue, 3 - clear, 1 - snare)
40 sets per carton	
79022	12 Fr (6 - small O.D. white radiopaque, 1 - snare)
79023	19 Fr (3 - large O.D. white radiopaque, 1 - snare)
20 sets per carton	
79026	12 Fr (2 - red, 2 - blue, 2 - clear) and 16 Fr (2 - large O.D. clear, 1 - snare)
79027	12 Fr (2 - red, 1 - blue, 1 - snare)
40 sets per carton	



79022

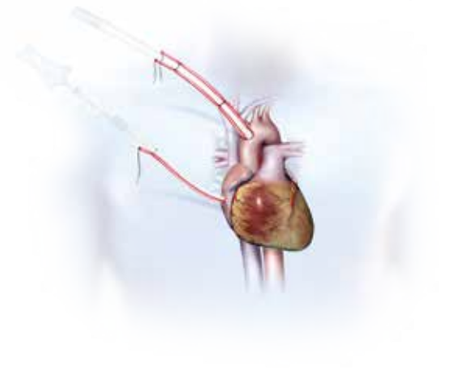

Vena cava sets

Tube length of 7 in (17.8 cm)	
79005	12 Fr (3 - clear, 1 - snare)
79009	12 Fr (4 - clear, 1 - snare)
40 sets per carton	



79005

Important Safety Information
Care and caution should be taken to avoid damage to vessels and cardiac tissue during cannulation or other cardiac surgery procedures.

Surgical support
TourniKiwik™ Tourniquet Sets

These tourniquet sets consist of bronze-colored tubes in varying lengths that have a quick tie cap attached to one end. These caps eliminate the use of clamps by wrapping the suture string around the cap. Wire snares are included with each set of tubes.

Tube length of 6 in (15.2 cm)	
79010	12 Fr (2 - tubes, 1 - snare)
79011	12 Fr (4 - tubes, 1 - snare)
40 sets per carton	

Tube length of 7.5 in (19.1 cm)	
79012	12 Fr (2 - tubes, 1 - snare)
79013	12 Fr (4 - tubes, 1 - snare)
40 sets per carton	



79010

Sure-Snare™ Tourniquet Sets

These tourniquet sets consist of bronze-colored tubes in varying lengths that have a plug attached to one end. These plugs eliminate the use of clamps by pushing the plug into the tube end where the suture string exits.

Tube length of 5 in (12.7 cm)	
79020	22 Fr (2 - tubes, 2 - umbilical tapes, 2 - plastic snares)
20 sets per carton	

Tube length of 7.5 in (19.1 cm)	
79008	12 Fr (2 - tubes, 1 - wire snare)
20 sets per carton	





Important Safety Information
Care and caution should be taken to avoid damage to vessels and cardiac tissue during cannulation or other cardiac surgery procedures.

Surgical support
DLP™ Vessel Cannulae

These cannulae feature clear and radiopaque bodies and are available with or without a one-way valve. All the cannulae terminate with a female luer and have tips in various sizes and shapes.

2 in (5.1 cm) overall length

Clear body	
30003	3 mm blunt tip
30004	2 mm blunt tip
30005	4 mm acorn tip
30007	3 mm beveled tip
40 per carton	

30005



30007



2 in (5.1 cm) overall length

Clear body with radiopaque band	
30022	3 mm blunt tip
20 per carton	

30022



2 in (5.1 cm) overall length

Radiopaque body	
30006	3 mm beveled tip
30023	3 mm blunt tip
40 per carton	

30006



2.5 in (6.4 cm) overall length

Clear body with one-way valve	
30000	3 mm beveled tip
30001	3 mm blunt tip
40 per carton	

30001



2.5 in (6.4 cm) overall length

Radiopaque body with one-way valve	
30021	3 mm blunt tip
40 per carton	

30021



Important Safety Information
Care and caution should be taken to avoid damage to vessels and cardiac tissue during cannulation or other cardiac surgery procedures.

Surgical support
DLP™ Arteriotomy Cannulae

This cannula features a stainless steel shaft with a bulb-shaped tip terminating with afemale luer.

1.8 in (4.6 cm) overall length

31001	1 mm tip
20 per carton	



These cannulae feature a polyurethane tube with a bulb-shaped radiopaque tip connected to a winged female luer.

1.3 in (3.3 cm) overall length

31002	2 mm tip
31003	3 mm tip
20 per carton	



2.3 in (5.8 cm) overall length

31102	2 mm tip
31103	3 mm tip
31104	4 mm tip
31105	5 mm tip
31106	6 mm tip
20 per carton	



Important Safety Information
Care and caution should be taken to avoid damage to vessels and cardiac tissue during cannulation or other cardiac surgery procedures.

These sets are an ideal option for measuring cardiac performance postoperatively. The catheters measure left atrial pressure in real time to accurately display critical preload pressures of the left heart. The catheter tubing has depth markings and is attached to a female luer. There is a self-adhesive anchoring collar for securing the catheter at the desired location.



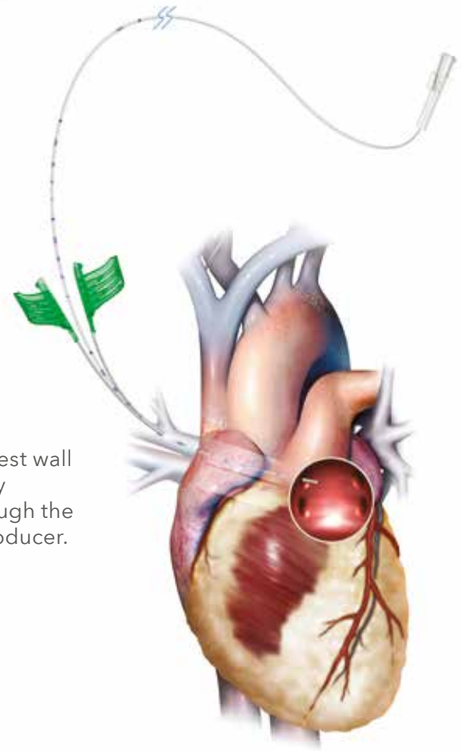

24 in (61.0 cm) overall length

50010	3 Fr (1.0 mm) catheter with 2 - 17 ga peel-away needles
50011	5 Fr (1.7 mm) catheter with 2 - 14 ga peel-away needles

10 per carton

Catheter Models 50010 and 50011 are inserted through the chest wall and into the right superior pulmonary vein using two peel-away needles. The peel-away needles permit catheter insertion through the chest wall and pulmonary vein without utilizing an integral introducer.

Important Safety Information
Care and caution should be taken to avoid damage to vessels and cardiac tissue during cannulation or other cardiac surgery procedures.

Appendix

Product references



Product codes
Index

10001 DLP™ Straight Adapters, with vented 1/4 in connector ... 57
10004 DLP™ "Y" Type Coronary Perfusion Adapters, 3.5 in (8.9 cm) ... 58
10004D DLP™ "Y" Type Coronary Perfusion Adapters, 6 in (15.2 cm) ... 58
10005 DLP™ "Y" Adapters, 7.5 in (19.1 cm) overall length ... 57
10005BH DLP™ "Y" Type Adapters ... 59
10005OS DLP™ "Y" Type Adapters ... 59
10009 DLP™ Aortic Root Cannulae, 9 ga (11 Fr) ... 40
10012 DLP™ Aortic Root Cannulae, 12 ga (9 Fr) ... 40
10014 DLP™ Aortic Root Cannulae, 14 ga (7 Fr) ... 40
10016 DLP™ Aortic Root Cannulae, 16 ga (5 Fr) ... 40
10018 DLP™ Aortic Root Cannulae, 18 ga (4 Fr) ... 40
10050 DLP™ Cardiac Suction Tubes, 6 Fr (2.0 mm) ... 66
10051 DLP™ Cardiac Suction Tubes, 6 Fr (2.0 mm) ... 66
10052 DLP™ Cardiac Suction Tubes, 6 Fr (2.0 mm) ... 66
10053 DLP™ Cardiac Suction Tubes, 6 Fr (2.0 mm) ... 66
10060 DLP™ Cardiac Suction Tube, 10 Fr (3.3 mm) ... 67
10061 DLP™ Cardiac Suction Tube, Macro Sucker, 20 Fr (6.7 mm) ... 68
10062 DLP™ Cardiac Suction Tube, Mini Sucker, 9 Fr (3.0 mm) ... 68
10112 DLP™ Aortic Root Cannulae, 12 ga (9 Fr) ... 40
10114 DLP™ Aortic Root Cannulae, 14 ga (7 Fr) ... 40
10313 DLP™ Cardioplegia Needles, 13 ga (8 Fr) ... 42
10534 DLP™ "Y" Adapters, 8.5 in (21.6 cm) overall length ... 57
10700 DLP™ "Y" Type Coronary Perfusion Adapters, 3.5 in (8.9 cm) ... 58
10706 DLP™ "Y" Type Coronary Perfusion Adapters, 6 in (15.2 cm) ... 58
10710 DLP™ "Y" Type Coronary Perfusion Adapters ... 58
11012 DLP™ Aortic Root Cannulae, 12 ga (9 Fr) ... 40
11012L MīAR™ Aortic Root Cannula with Flow-Guard, 12 ga (9 Fr) ... 38
11014 DLP™ Aortic Root Cannulae, 14 ga (7 Fr) ... 40
11014L MīAR™ Aortic Root Cannula with Flow-Guard, 14 ga (7 Fr) ... 38
11316 DLP™ Cardioplegia Needles, 16 ga (5 Fr) ... 42
12001 DLP™ Left Heart Vent Catheters, 13 Fr (4.3 mm) ... 71
12002 DLP™ Left Heart Vent Catheters, 20 Fr (6.7 mm) ... 71
12008 DLP™ Left Heart Vent Catheters, 10 Fr (3.3 mm) ... 71
12010 DLP™ Pericardial Sumps, 1/4 in (0.64 cm) connector ... 69
12012 DLP™ Cardiac Sump, 20 Fr (6.7 mm) ... 70
12013 DLP™ Cardiac Sump, 12 Fr (4.0 mm) ... 70
12016 DLP™ Left Heart Vent Catheters, 16 Fr (5.3 mm) ... 71
12101 DLP™ Left Heart Vent Catheters, 13 Fr (4.3 mm) ... 71
12110 DLP™ Left Heart Vent Catheters, 10 Fr (3.3 mm) ... 71
12112 DLP™ Pericardial/Intracardiac Sumps, 20 Fr (6.7 mm) ... 69
12113 DLP™ Left Heart Vent Catheters, 13 Fr (4.3 mm) ... 71
12115 DLP™ Left Heart Vent Catheters, 15 Fr (5.0 mm) ... 71
12116 DLP™ Left Heart Vent Catheters, 16 Fr (5.3 mm) ... 71
12118 DLP™ Left Heart Vent Catheters, 18 Fr (6.0 mm) ... 71
12218 DLP™ Aortic Root Cannulae, 18 ga (4 Fr) ... 40
12220 DLP™ Left Heart Vent Catheters, 20 Fr (6.7 mm) ... 71
13000 ARISS™ Perfusion Switches ... 60
13001 DLP™ Antegrade/Retrograde Stopcock Adapter ... 61
13003 DLP™ Cardioplegia Management Set ... 61
13004 ARISS™ Perfusion Switches ... 60
14000 DLP™ Multiple Perfusion Sets ... 62
14001 DLP™ Multiple Perfusion Sets ... 62

Product codes
Index

14003 DLP™ Multiple Perfusion Sets ... 62
14006 DLP™ Multiple Perfusion Sets ... 63
14007 DLP™ Multiple Perfusion Sets ... 63
14008 DLP™ Multiple Perfusion Sets ... 63
14013 DLP™ Multiple Perfusion Sets ... 62
14017 DLP™ Multiple Perfusion Sets ... 62
14031 DLP™ Multiple Perfusion Sets ... 62
20009 DLP™ Aortic Root Cannulae with Vent Line, 9 ga (11 Fr) ... 41
20012 DLP™ Aortic Root Cannulae with Vent Line, 12 ga (9 Fr) ... 41
20012S DLP™ Aortic Root Cannulae with Vent Line, 12 ga (9 Fr) ... 41
20014 DLP™ Aortic Root Cannulae with Vent Line, 14 ga (7 Fr) ... 41
20014L DLP™ Aortic Root Cannulae with Vent Line, 14 ga (7 Fr) ... 41
20016 DLP™ Aortic Root Cannulae with Vent Line, 16 ga (5 Fr) ... 41
20112 DLP™ Aortic Root Cannulae with Vent Line, 12 ga (9 Fr) ... 41
20114 DLP™ Aortic Root Cannulae with Vent Line, 14 ga (7 Fr) ... 41
20114HWF DLP™ Aortic Root Cannulae with Vent Line, 14 ga (7 Fr) ... 41
20114WF DLP™ Aortic Root Cannulae with Vent Line, 14 ga (7 Fr) ... 41
21012 DLP™ Aortic Root Cannulae with Vent Line, 12 ga (9 Fr) ... 41
21014 DLP™ Aortic Root Cannulae with Vent Line, 14 ga (7 Fr) ... 41
23009 DLP™ Aortic Root Cannulae, 9 ga (11 Fr) ... 40
24009 DLP™ Aortic Root Cannulae with Vent Line, 9 ga (11 Fr) ... 41
25009 DLP™ Pressure Monitoring Extension Line Adapters, male x female luers ... 56
25010 DLP™ Pressure Monitoring Extension Line Adapters, male x male luers ... 56
30000 DLP™ Vessel Cannulae, 3 mm beveled tip ... 76
30001 DLP™ Vessel Cannulae, 3 mm blunt tip ... 76
30003 DLP™ Vessel Cannulae, 3 mm blunt tip ... 76
30004 DLP™ Vessel Cannulae, 2 mm blunt tip ... 76
30005 DLP™ Vessel Cannulae, 4 mm acorn tip ... 76
30006 DLP™ Vessel Cannulae, 3 mm beveled tip ... 76
30007 DLP™ Vessel Cannulae, 3 mm beveled tip ... 76
30010 DLP™ Coronary Ostial Perfusion Cannulae, 10 Fr (3.3 mm) ... 44
30012 DLP™ Coronary Ostial Perfusion Cannulae, 12 Fr (4.0 mm) ... 44
30014 DLP™ Coronary Ostial Perfusion Cannulae, 14 Fr (4.7 mm) ... 44
30021 DLP™ Vessel Cannulae, 3 mm blunt tip ... 76
30022 DLP™ Vessel Cannulae, 3 mm blunt tip ... 76
30023 DLP™ Vessel Cannulae, 3 mm blunt tip ... 76
30050 DLP™ Coronary Ostial Perfusion Cannulae ... 44
30055 DLP™ Coronary Ostial Perfusion Cannulae ... 44
30110 DLP™ Coronary Ostial Perfusion Cannulae, 10 Fr (3.3 mm) ... 45
30112 DLP™ Coronary Ostial Perfusion Cannulae, 12 Fr (4.0 mm) ... 45
30114 DLP™ Coronary Ostial Perfusion Cannulae, 14 Fr (4.7 mm) ... 45
30155 DLP™ Coronary Ostial Perfusion Cannulae, 10 Fr (3.3 mm) ... 45
30212 DLP™ Coronary Ostial Perfusion Cannulae, 12 Fr (4.0 mm) ... 45
30255 DLP™ Coronary Ostial Perfusion Cannulae, 10 Fr (3.3 mm) ... 45
30315 DLP™ Coronary Ostial Perfusion Cannulae, 15 Fr (5.0 mm) ... 43
30317 DLP™ Coronary Ostial Perfusion Cannulae, 17 Fr (5.7 mm) ... 43
30320 DLP™ Coronary Ostial Perfusion Cannulae, 20 Fr (6.7 mm) ... 43
30401 DLP™ Dual Lumen Cardioplegia Cannulae, 12 ga (9 Fr) ... 39
31001 DLP™ Arteriotomy Cannulae, 1 mm tip ... 77

Product codes
Index

31002 DLP™ Arteriotomy Cannulae, 2 mm tip 77
31003 DLP™ Arteriotomy Cannulae, 3 mm tip 77
31102 DLP™ Arteriotomy Cannulae, 2 mm tip 77
31103 DLP™ Arteriotomy Cannulae, 3 mm tip 77
31104 DLP™ Arteriotomy Cannulae, 4 mm tip 77
31105 DLP™ Arteriotomy Cannulae, 5 mm tip 77
31106 DLP™ Arteriotomy Cannulae, 6 mm tip 77
50010 DL P™ Pressure Catheter Placement Set, 3 Fr (1.0 mm) 78
50011 DL P™ Pressure Catheter Placement Set, 5 Fr (1.7 mm) 78
66112 DLP™ Single Stage Venous Cannulae, 12 Fr (4.0 mm) 29
66114 DLP™ Single Stage Venous Cannulae, 14 Fr. (4.7 mm) 29
66116 DLP™ Single Stage Venous Cannulae, 16 Fr (5.3 mm) 29
66118 DLP™ Single Stage Venous Cannulae, 18 Fr (6.0 mm) 29
66120 DLP™ Single Stage Venous Cannulae, 20 Fr (6.7 mm) 29
66122 DLP™ Single Stage Venous Cannulae, 22 Fr (7.3 mm) 29
66124 DLP™ Single Stage Venous Cannulae, 24 Fr (8.0 mm) 29
66126 DLP™ Single Stage Venous Cannulae, 26 Fr (8.7 mm) 29
66128 DLP™ Single Stage Venous Cannulae, 28 Fr (9.3 mm) 29
66130 DLP™ Single Stage Venous Cannulae, 30 Fr (10.0 mm) 29
66132 DLP™ Single Stage Venous Cannulae, 32 Fr (10.7 mm) 29
66134 DLP™ Single Stage Venous Cannulae, 34 Fr (11.3 mm) 29
66136 DLP™ Single Stage Venous Cannulae, 36 Fr (12.0 mm) 29
66140 DLP™ Single Stage Venous Cannulae, 40 Fr (13.3 mm) 29
66236 DLP™ Single Stage Venous Cannulae, 36 Fr (12.0 mm) 29
67312 DLP™ Single Stage Venous Cannulae with Right Angle Metal Tip, 12 Fr (4.0 mm) 28
67314 DLP™ Single Stage Venous Cannulae with Right Angle Metal Tip, 14 Fr (4.7 mm) 28
67316 DLP™ Single Stage Venous Cannulae with Right Angle Metal Tip, 16 Fr (5.3 mm) 28
67318 DLP™ Single Stage Venous Cannulae with Right Angle Metal Tip, 18 Fr (6.0 mm) 28
67320 DLP™ Single Stage Venous Cannulae with Right Angle Metal Tip, 20 Fr (6.7 mm) 28
67512 DLP™ Single Stage Venous Cannulae with right angle, 12 Fr (4.0 mm) 30
67514 DLP™Single Stage Venous Cannulae with right angle, 14 Fr (4.7 mm) 30
67516 DLP™ Single Stage Venous Cannulae with right angle, 16 Fr (5.3 mm) 30
67518 DLP™ Single Stage Venous Cannulae with right angle, 18 Fr (6.0 mm) 30
67520 DLP™ Single Stage Venous Cannulae with right angle, 20 Fr (6.7 mm) 30
67522 DLP™ Single Stage Venous Cannulae with right angle, 22 Fr (7.3 mm) 30
67524 DLP™ Single Stage Venous Cannulae with right angle, 24 Fr (8.0 mm) 30
67526 DLP™ Single Stage Venous Cannulae with right angle, 26 Fr (8.7 mm) 30
67528 DLP™ Single Stage Venous Cannulae with right angle, 28 Fr (9.3 mm) 30
67530 DLP™ Single Stage Venous Cannulae with right angle, 30 Fr (10.0 mm) 30
67532 DLP™ Single Stage Venous Cannulae with right angle, 32 Fr (10.7 mm) 30
67534 DLP™ Single Stage Venous Cannulae with right angle, 34 Fr (11.3 mm) 30
67636 DLP™ Single Stage Venous Cannulae with right angle, 36 Fr (12.0 mm) 30
67638 DLP™ Single Stage Venous Cannulae with right angle, 38 Fr (12.7 mm) 30
68112 DLP™ Malleable Single Stage Venous Cannulae, 12 Fr (4.0 mm) 31
68114 DLP™ Malleable Single Stage Venous Cannulae, 14 Fr (4.7 mm) 31
68116 DLP™ Malleable Single Stage Venous Cannulae, 16 Fr (5.3 mm) 31
68118 DLP™ Malleable Single Stage Venous Cannulae, 18 Fr (6.0 mm) 31
68120 DLP™ Malleable Single Stage Venous Cannulae, 20 Fr (6.7 mm) 31
68122 DLP™ Malleable Single Stage Venous Cannulae, 22 Fr (7.3 mm) 31

Product codes
Index

68124 DLP™ Malleable Single Stage Venous Cannulae, 24 Fr (8.0 mm) 31
68126 DLP™ Malleable Single Stage Venous Cannulae, 26 Fr (8.7 mm) 31
68128 DLP™ Malleable Single Stage Venous Cannulae, 28 Fr (9.3 mm) 31
68130 DLP™ Malleable Single Stage Venous Cannulae, 30 Fr (10.0 mm) 31
68132 DLP™ Malleable Single Stage Venous Cannulae, 32 Fr (10.7 mm) 31
68134 DLP™ Malleable Single Stage Venous Cannulae, 34 Fr (11.3 mm) 31
68136 DLP™ Malleable Single Stage Venous Cannulae, 36 Fr (12.0 mm) 31
68138 DLP™ Malleable Single Stage Venous Cannulae, 38 Fr (12.7 mm) 31
69312 DLP™ Single Stage Venous Cannulae with Right Angle Metal Tip, 12 Fr (4.0 mm) 28
69314 DLP™ Single Stage Venous Cannulae with Right Angle Metal Tip, 14 Fr (4.7 mm) 28
69316 DLP™ Single Stage Venous Cannulae with Right Angle Metal Tip, 16 Fr (5.3 mm) 28
69318 DLP™ Single Stage Venous Cannulae with Right Angle Metal Tip, 18 Fr (6.0 mm) 28
69320 DLP™ Single Stage Venous Cannulae with Right Angle Metal Tip, 20 Fr (6.7 mm) 28
69322 DLP™ Single Stage Venous Cannulae with Right Angle Metal Tip, 22 Fr (7.3 mm) 28
69324 DLP™ Single Stage Venous Cannulae with Right Angle Metal Tip, 24 Fr (8.0 mm) 28
69328 DLP™ Single Stage Venous Cannulae with Right Angle Metal Tip, 28 Fr (9.3 mm) 28
69331 DLP™ Single Stage Venous Cannulae with Right Angle Metal Tip, 31 Fr (10.3 mm) 28
69428 DLP™ Single Stage Venous Cannulae with Right Angle Metal Tip, 28 Fr (9.3 mm) 28
69431 DLP™ Single Stage Venous Cannulae with Right Angle Metal Tip, 31 Fr (10.3 mm) 28
70420 DLP™ Flexible Arch Arterial Cannulae, 20 Fr (6.7 mm) 11
70422 DLP™ Flexible Arch Arterial Cannulae, 22 Fr (7.3 mm) 11
70424 DLP™ Flexible Arch Arterial Cannulae, 24 Fr (8.0 mm) 11
71420 DLP™ Flexible Arch Arterial Cannulae, 20 Fr (6.7 mm) 11
71422 DLP™ Flexible Arch Arterial Cannulae, 22 Fr (7.3 mm) 11
71424 DLP™ Flexible Arch Arterial Cannulae, 24 Fr (8.0 mm) 11
72120 Select Series™ Straight Tip Arterial Cannulae, 20 Fr (6.7 mm) 12
72122 Select Series™ Straight Tip Arterial Cannulae, 22 Fr (7.3 mm) 12
72124 Select Series™ Straight Tip Arterial Cannulae, 24 Fr (8.0 mm) 12
72220 Select Series™ Straight Tip Arterial Cannulae, 20 Fr (6.7 mm) 12
72222 Select Series™ Straight Tip Arterial Cannulae, 22 Fr (7.3 mm) 12
72224 Select Series™ Straight Tip Arterial Cannulae, 24 Fr (8.0 mm) 12
72420 Select Series™ Angled Tip Arterial Cannulae, 20 Fr (6.7 mm) 13
72422 Select Series™ Angled Tip Arterial Cannulae, 22 Fr (7.3 mm) 13
72424 Select Series™ Angled Tip Arterial Cannulae, 24 Fr (8.0 mm) 13
72520 Select Series™ Angled Tip Arterial Cannulae, 20 Fr (6.7 mm) 13
72522 Select Series™ Angled Tip Arterial Cannulae, 22 Fr (7.3 mm) 13
72524 Select Series™ Angled Tip Arterial Cannulae, 24 Fr (8.0 mm) 13
73420 Select Series™ Angled Tip Arterial Cannulae, 20 Fr (6.7 mm) 13
73422 Select Series™ Angled Tip Arterial Cannulae, 22 Fr (7.3 mm) 13
73424 Select Series™ Angled Tip Arterial Cannulae, 24 Fr (8.0 mm) 13
75008 DLP™ Straight Tip Arterial Cannulae, 8 Fr (2.7 mm) 10
75010 DLP™ Straight Tip Arterial Cannulae, 10 Fr (3.3 mm) 10
75012 DLP™ Straight Tip Arterial Cannulae, 12 Fr (4.0 mm) 10
75014 DLP™ Straight Tip Arterial Cannulae, 14 Fr (4.7 mm) 10
75318 DLP™ Straight Tip Arterial Cannulae, 18 Fr (6.0 mm) 10
75320 DLP™ Straight Tip Arterial Cannulae, 20 Fr (6.7 mm) 10
75322 DLP™ Straight Tip Arterial Cannulae, 22 Fr (7.3 mm) 10
75324 DLP™ Straight Tip Arterial Cannulae, 24 Fr (8.0 mm) 10
76020 DLP™ Straight Tip Arterial Cannulae, 20 Fr (6.7 mm) 10

Product codes
Index

76022 DLP™ Straight Tip Arterial Cannulae, 22 Fr (7.3 mm) 10
76024 DLP™ Straight Tip Arterial Cannulae, 24 Fr (8.0 mm) 10
76118 DLP™ Straight Tip Arterial Cannulae, 18 Fr (6.0 mm) 10
76120 DLP™ Straight Tip Arterial Cannulae, 20 Fr (6.7 mm) 10
76122 DLP™ Straight Tip Arterial Cannulae, 22 Fr (7.3 mm) 10
76124 DLP™ Straight Tip Arterial Cannulae, 24 Fr (8.0 mm) 10
77006 DLP™ One-Piece Pediatric Arterial Cannulae, 6 Fr (2.0 mm) 9
77008 DLP™ One-Piece Pediatric Arterial Cannulae, 8 Fr (2.7 mm) 9
77010 DLP™ One-Piece Pediatric Arterial Cannulae, 10 Fr (3.3 mm) 9
77012 DLP™ One-Piece Pediatric Arterial Cannulae, 12 Fr (4.0 mm) 9
77014 DLP™ One-Piece Pediatric Arterial Cannulae, 14 Fr (4.7 mm) 9
77016 DLP™ One-Piece Pediatric Arterial Cannulae, 16 Fr (5.3 mm) 9
77106 DLP™ One-Piece Pediatric Arterial Cannulae, 6 Fr (2.0 mm) 9
77108 DLP™ One-Piece Pediatric Arterial Cannulae, 8 Fr (2.7 mm) 9
77110 DLP™ One-Piece Pediatric Arterial Cannulae, 10 Fr (3.3 mm) 9
77112 DLP™ One-Piece Pediatric Arterial Cannulae, 12 Fr (4.0 mm) 9
77114 DLP™ One-Piece Pediatric Arterial Cannulae, 14 Fr (4.7 mm) 9
77116 DLP™ One-Piece Pediatric Arterial Cannulae, 16 Fr (5.3 mm) 9
77206 DLP™ One-Piece Pediatric Arterial Cannulae, 6 Fr (2.0 mm) 9
77208 DLP™ One-Piece Pediatric Arterial Cannulae, 8 Fr (2.7 mm) 9
77210 DLP™ One-Piece Pediatric Arterial Cannulae, 10 Fr (3.3 mm) 9
77212 DLP™ One-Piece Pediatric Arterial Cannulae, 12 Fr (4.0 mm) 9
77306 DLP™ One-Piece Pediatric Arterial Cannulae, 6 Fr (2.0 mm) 9
77308 DLP™ One-Piece Pediatric Arterial Cannulae, 8 Fr (2.7 mm) 9
77310 DLP™ One-Piece Pediatric Arterial Cannulae, 10 Fr (3.3 mm) 9
77312 DLP™ One-Piece Pediatric Arterial Cannulae, 12 Fr (4.0 mm) 9
77418 EOPA™ Elongated One-Piece Arterial Cannulae, 18 Fr (6.0 mm) 8
77420 EOPA™ Elongated One-Piece Arterial Cannulae, 20 Fr (6.7 mm) 8
77422 EOPA™ Elongated One-Piece Arterial Cannulae, 22 Fr (7.3 mm) 8
77424 EOPA™ Elongated One-Piece Arterial Cannulae, 24 Fr (8.0 mm) 8
77518 EOPA™ Elongated One-Piece Arterial Cannulae, 18 Fr (6.0 mm) 8
77520 EOPA™ Elongated One-Piece Arterial Cannulae, 20 Fr (6.7 mm) 8
77522 EOPA™ Elongated One-Piece Arterial Cannulae, 22 Fr (7.3 mm) 8
77524 EOPA™ Elongated One-Piece Arterial Cannulae, 24 Fr (8.0 mm) 8
77618 EOPA™ Elongated One-Piece Arterial Cannulae, 18 Fr (6.0 mm) 8
77620 EOPA™ Elongated One-Piece Arterial Cannulae, 20 Fr (6.7 mm) 8
77622 EOPA™ Elongated One-Piece Arterial Cannulae, 22 Fr (7.3 mm) 8
77624 EOPA™ Elongated One-Piece Arterial Cannulae, 24 Fr (8.0 mm) 8
77718 EOPA™ Elongated One-Piece Arterial Cannulae, 18 Fr (6.0 mm) 8
77720 EOPA™ Elongated One-Piece Arterial Cannulae, 20 Fr (6.7 mm) 8
77722 EOPA™ Elongated One-Piece Arterial Cannulae, 22 Fr (7.3 mm) 8
77724 EOPA™ Elongated One-Piece Arterial Cannulae, 24 Fr (8.0 mm) 8
78220 EOPA 3D™ Arterial Cannulae, 20 Fr (6.7 mm) 6
78222 EOPA 3D™ Arterial Cannulae, 22 Fr (7.3 mm) 6
78320 EOPA 3D™ Arterial Cannulae, 20 Fr (6.7 mm) 6
78322 EOPA 3D™ Arterial Cannulae, 22 Fr (7.3 mm) 6
78420 Select 3D™ II Arterial Cannulae, 20 Fr (6.7 mm) 7
78422 Select 3D™ II Arterial Cannulae, 22 Fr (7.3 mm) 7
78424 Select 3D™ II Arterial Cannulae, 24 Fr (8.0 mm) 7

Product codes
Index

78520 Select 3D™ II Arterial Cannulae, 20 Fr (6.7 mm) 7
78522 Select 3D™ II Arterial Cannulae, 22 Fr (7.3 mm) 7
78524 Select 3D™ II Arterial Cannulae, 24 Fr (8.0 mm) 7
79003 DLP™ Tourniquet Sets 74
79004 DLP™ Tourniquet Sets 74
79005 DLP™ Tourniquet Sets 74
79006 DLP™ Tourniquet Sets 74
79008 Sure-Snare™ Tourniquet Sets 75
79009 DLP™ Tourniquet Sets 74
79010 TourniKwik™ Tourniquet Sets 75
79011 TourniKwik™ Tourniquet Sets 75
79012 TourniKwik™ Tourniquet Sets 75
79013 TourniKwik™ Tourniquet Sets 75
79015 DLP™ Tourniquet Sets 74
79016 DLP™ Tourniquet Sets 74
79020 Sure-Snare™ Tourniquet Sets 75
79022 DLP™ Tourniquet Sets 74
79023 DLP™ Tourniquet Sets 74
79026 DLP™ Tourniquet Sets 74
79027 DLP™ Tourniquet Sets 74
80020 DLP™ Curved Metal Tip Arterial Cannulae, 20 Fr (6.7 mm) 17
80022 DLP™ Curved Metal Tip Arterial Cannulae, 22 Fr (7.3 mm) 17
80120 DLP™ Curved Metal Tip Arterial Cannulae, 20 Fr (6.7 mm) 17
80122 DLP™ Curved Metal Tip Arterial Cannulae, 22 Fr (7.3 mm) 17
80220 DLP™ Curved Metal Tip Arterial Cannulae, 20 Fr (6.7 mm) 17
80222 DLP™ Curved Metal Tip Arterial Cannulae, 22 Fr (7.3 mm) 17
80320 DLP™ Curved Metal Tip Arterial Cannulae, 20 Fr (6.7 mm) 17
80322 DLP™ Curved Metal Tip Arterial Cannulae, 22 Fr (7.3 mm) 17
81020 DLP™ Curved Tip Arterial Cannulae, 20 Fr (6.7 mm) 16
81022 DLP™ Curved Tip Arterial Cannulae, 22 Fr (7.3 mm) 16
81120 DLP™ Curved Tip Arterial Cannulae, 20 Fr (6.7 mm) 16
81122 DLP™ Curved Tip Arterial Cannulae, 22 Fr (7.3 mm) 16
82020 DLP™ Curved Tip Arterial Cannulae, 20 Fr (6.7 mm) 16
82022 DLP™ Curved Tip Arterial Cannulae, 22 Fr (7.3 mm) 16
82120 DLP™ Curved Tip Arterial Cannulae, 20 Fr (6.7 mm) 16
82122 DLP™ Curved Tip Arterial Cannulae, 22 Fr (7.3 mm) 16
83020 DLP™ Curved Tip Arterial Cannulae, 20 Fr (6.7 mm) 15
83022 DLP™ Curved Tip Arterial Cannulae, 22 Fr (7.3 mm) 15
83024 DLP™ Curved Tip Arterial Cannulae, 24 Fr (8.0 mm) 15
84020 DLP™ Curved Tip Arterial Cannulae, 20 Fr (6.7 mm) 15
84022 DLP™ Curved Tip Arterial Cannulae, 22 Fr (7.3 mm) 15
84024 DLP™ Curved Tip Arterial Cannulae, 24 Fr (8.0 mm) 15
87120 DLP™ Curved Tip Arterial Cannulae with One-piece Wirewound Body, 20 Fr (6.7 mm) 14
87122 DLP™ Curved Tip Arterial Cannulae with One-piece Wirewound Body, 22 Fr (7.3 mm) 14
87124 DLP™ Curved Tip Arterial Cannulae with One-piece Wirewound Body, 24 Fr (8.0 mm) 14
87224 DLP™ Curved Tip Arterial Cannulae with One-piece Wirewound Body, 24 Fr (8.0 mm) 14
88020 DLP™ Curved Tip Arterial Cannulae 20 Fr (6.7 mm) 15
88022 DLP™ Curved Tip Arterial Cannulae 22 Fr (7.3 mm) 15
88024 DLP™ Curved Tip Arterial Cannulae 24 Fr (8.0 mm) 15

Product codes
Index

88120 DLP™ Curved Tip Arterial Cannulae 20 Fr (6.7 mm) 15
88122 DLP™ Curved Tip Arterial Cannulae 22 Fr (7.3 mm) 15
88124 DLP™ Curved Tip Arterial Cannulae 24 Fr (8.0 mm) 15
89020 DLP™ Curved Tip Arterial Cannulae 20 Fr (6.7 mm) 15
89022 DLP™ Curved Tip Arterial Cannulae 22 Fr (7.3 mm) 15
89024 DLP™ Curved Tip Arterial Cannulae 24 Fr (8.0 mm) 15
89120 DLP™ Curved Tip Arterial Cannulae 20 Fr (6.7 mm) 15
89122 DLP™ Curved Tip Arterial Cannulae 22 Fr (7.3 mm) 15
89124 DLP™ Curved Tip Arterial Cannulae 24 Fr (8.0 mm) 15
91228 MC2™ Two Stage Venous Cannulae, 28/36 Fr (9.3/12.0 mm) 33
91228C MC2™ Two Stage Venous Cannulae, 28/36 Fr (9.3/12.0 mm) 33
91229 MC2™ Two Stage Venous Cannulae, 29/37 Fr (9.7/12.3 mm) 33
91229C MC2™ Two Stage Venous Cannulae, 29/37 Fr (9.7/12.3 mm) 33
91236 MC2™ Two Stage Venous Cannulae, 36/46 Fr (12.0/15.3 mm) 33
91236C MC2™ Two Stage Venous Cannulae, 36/46 Fr (12.0/15.3 mm) 33
91240 MC2™ Two Stage Venous Cannulae, 32/40 Fr (10.7/13.3 mm) 33
91240C MC2™ Two Stage Venous Cannulae, 32/40 Fr (10.7/13.3 mm) 33
91246 MC2™ Two Stage Venous Cannulae, 34/46 Fr (11.3/15.3 mm) 33
91246C MC2™ Two Stage Venous Cannulae, 34/46 Fr (11.3/15.3 mm) 33
91251 MC2™ Two Stage Venous Cannulae, 36/51 Fr (12.0/17.0 mm) 33
91251C MC2™ Two Stage Venous Cannulae, 36/51 Fr (12.0/17.0 mm) 33
91263 MC2™ Two Stage Venous Cannulae, 32/40 Fr (10.7/13.3 mm) 33
91263C MC2™ Two Stage Venous Cannulae, 32/40 Fr (10.7/13.3 mm) 33
91265 MC2™ Two Stage Venous Cannulae, 36/46 Fr (12.0/15.3 mm) 33
91265C MC2™ Two Stage Venous Cannulae, 36/46 Fr (12.0/15.3 mm) 33
91329 MC2™ Two Stage Venous Cannulae, 29/29 Fr (9.7/9.7 mm) 33
91329C MC2™ Two Stage Venous Cannulae, 29/29 Fr (9.7/9.7 mm) 33
91429 MC2X™ Three Stage Venous Cannulae, 29/29/29 Fr (9.7/9.7/9.7 mm) 34
91429C MC2X™ Three Stage Venous Cannulae, 29/29/29 Fr (9.7/9.7/9.7 mm) 34
91437 MC2X™ Three Stage Venous Cannulae, 29/46/37 Fr (9.7/15.3/12.3 mm) 34
91437C MC2X™ Three Stage Venous Cannulae, 29/46/37 Fr (9.7/15.3/12.3 mm) 34
93438 VC2™Venous Cannulae, 34/38 Fr (11.3/12.7 mm) 32
93438C VC2™ Venous Cannulae, 34/38 Fr (11.3/12.7 mm) 32
93448 VC2™ Venous Cannulae, 34/48 Fr (11.3/16.0 mm) 32
93448C VC2™ Venous Cannulae, 34/48 Fr (11.3/16.0 mm) 32
93463 VC2™ Venous Cannulae, 34/38 Fr (11.3/12.7 mm) 32
93463C VC2™ Venous Cannulae, 34/38 Fr (11.3/12.7 mm) 32
93464 VC2™ Venous Cannulae, 34/48 Fr (11.3/16.0 mm) 32
93464C VC2™ Venous Cannulae, 34/48 Fr (11.3/16.0 mm) 32
94106 DLP™ Retrograde Coronary Sinus Perfusion Cannulae with Manual-Inflate Cuff, 6 Fr (2.0 mm) 49
94110 Gundry™ Retrograde Coronary Sinus Perfusion Cannulae with Manual-Inflate Cuff, 10 Fr (3.3 mm) 48
94113T Gundry™ Retrograde Coronary Sinus Perfusion Cannulae with Manual-Inflate Cuff, 13 Fr (4.3 mm) 48
94115T Gundry™ Retrograde Coronary Sinus Perfusion Cannulae with Manual-Inflate Cuff, 15 Fr (5.0 mm) 48
94215T DLP™ Retrograde Coronary Sinus Perfusion Cannulae with Manual-Inflate Cuff, 15 Fr (5.0 mm) 49

Product codes
Index

94315T DLP™ Retrograde Coronary Sinus Perfusion Cannulae with Auto-Inflate Cuff, 15 Fr (5.0 mm) 51
94415T DLP™ Retrograde Coronary Sinus Perfusion Cannulae with Auto-Inflate Cuff, 15 Fr (5.0 mm) 51
94533 DLP™ Retrograde Coronary Sinus Perfusion Cannulae with Auto-Inflate Cuff, 13 Fr (4.3 mm) 52
94535 DL P™ Retrograde Coronary Sinus Perfusion Cannulae with Auto-Inflate Cuff, 15 Fr (5.0 mm) 52
94615 Gundry™ Retrograde Coronary Sinus Perfusion Cannulae with Manual-Inflate Cuff, 15 Fr (5.0 mm) 48
94625 DLP™ Retrograde Coronary Sinus Perfusion Cannulae with Manual-Inflate Cuff, 15 Fr (5.0 mm) 50
94665 DLP™ Retrograde Coronary Sinus Perfusion Cannulae with Manual-Inflate Cuff, 15 Fr (5.0 mm) 50
94715 Gundry™ Retrograde Coronary Sinus Perfusion Cannulae with Manual-Inflate Cuff, 15 Fr (5.0 mm) 48
94725 DLP™ Retrograde Coronary Sinus Perfusion Cannulae with Manual-Inflate Cuff, 15 Fr (5.0 mm) 49
94735 DL P™ Retrograde Coronary Sinus Perfusion Cannulae with Auto-Inflate Cuff, 15 Fr (5.0 mm) 51
94745 DL P™ Retrograde Coronary Sinus Perfusion Cannulae with Auto-Inflate Cuff, 15 Fr (5.0 mm) 51
94835 DL P™ Retrograde Coronary Sinus Perfusion Cannulae with Auto-Inflate Cuff, 15 Fr (5.0 mm) 53
94885 DL P™ Retrograde Coronary Sinus Perfusion Cannulae with Auto-Inflate Cuff, 15 Fr (5.0 mm) 53
94895 DL P™ Retrograde Coronary Sinus Perfusion Cannulae with Auto-Inflate Cuff, 15 Fr (5.0 mm) 53
94913 DLP™ Retrograde Coronary Sinus Perfusion Cannulae with Manual-Inflate Cuff, 13 Fr (4.3 mm) 50
94913L DLP™ Retrograde Coronary Sinus Perfusion Cannulae with Manual-Inflate Cuff, 13 Fr (4.3 mm) 50
94915 DLP™ Retrograde Coronary Sinus Perfusion Cannulae with Manual-Inflate Cuff, 15 Fr (5.0 mm) 50
94935 DL P™ Retrograde Coronary Sinus Perfusion Cannulae with Auto-Inflate Cuff, 15 Fr (5.0 mm) 53
94965 DLP™ Retrograde Coronary Sinus Perfusion Cannulae with Manual-Inflate Cuff, 15 Fr (5.0 mm) 50
94975 DLP™ Retrograde Coronary Sinus Perfusion Cannulae with Manual-Inflate Cuff, 15 Fr (5.0 mm) 50
94995 DL P™ Retrograde Coronary Sinus Perfusion Cannulae with Auto-Inflate Cuff, 15 Fr (5.0 mm) 51
96530-115 Bio-Medicus™ NextGen Femoral Arterial or Jugular Venous Cannula Kits, 15 Fr (5.0 mm) 21
96530-117 Bio-Medicus™ NextGen Femoral Arterial or Jugular Venous Cannula Kits, 17 Fr (5.7 mm) 21
96530-119 Bio-Medicus™ NextGen Femoral Arterial or Jugular Venous Cannula Kits, 19 Fr (6.3 mm) 21
96530-121 Bio-Medicus™ NextGen Femoral Arterial or Jugular Venous Cannula Kits, 21 Fr (7.0 mm) 21
96530-123 Bio-Medicus™ NextGen Femoral Arterial or Jugular Venous Cannula Kits, 23 Fr (7.7 mm) 21

Product codes
Index

96530-125	Bio-Medicus™ NextGen Femoral Arterial or Jugular Venous Cannula Kits, 25 Fr (8.3 mm)	21
96551	Bio-Medicus™ NextGen Venous Insertion Kit	24
96552	Bio-Medicus™ NextGen Arterial/Jugular Venous Insertion Kit	24
96553	Bio-Medicus™ NextGen Pediatric Arterial/Venous Insertion Kit	24
96570-115	Bio-Medicus™ NextGen Femoral Arterial or Jugular Venous Cannulae, 15 Fr (5.0 mm)	21
96570-117	Bio-Medicus™ NextGen Femoral Arterial or Jugular Venous Cannulae, 17 Fr (5.7 mm)	21
96570-119	Bio-Medicus™ NextGen Femoral Arterial or Jugular Venous Cannulae, 19 Fr (6.3 mm)	21
96570-121	Bio-Medicus™ NextGen Femoral Arterial or Jugular Venous Cannulae, 21 Fr (7.0 mm)	21
96570-123	Bio-Medicus™ NextGen Femoral Arterial or Jugular Venous Cannulae, 23 Fr (7.7 mm)	21
96570-125	Bio-Medicus™ NextGen Femoral Arterial or Jugular Venous Cannulae, 25 Fr (8.3 mm)	21
96600-115	Bio-Medicus™ NextGen Femoral Multi-Stage Venous Cannula Kits, 15 Fr (5.0 mm)	22
96600-117	Bio-Medicus™ NextGen Femoral Multi-Stage Venous Cannula Kits, 17 Fr (5.7 mm)	22
96600-119	Bio-Medicus™ NextGen Femoral Multi-Stage Venous Cannula Kits, 19 Fr (6.3 mm)	22
96600-121	Bio-Medicus™ NextGen Femoral Multi-Stage Venous Cannula Kits, 21 Fr (7.0 mm)	22
96600-123	Bio-Medicus™ NextGen Femoral Multi-Stage Venous Cannula Kits, 23 Fr (7.7 mm)	22
96600-125	Bio-Medicus™ NextGen Femoral Multi-Stage Venous Cannula Kits, 25 Fr (8.3 mm)	22
96600-127†	Bio-Medicus™ NextGen Femoral Bi-caval Venous Cannula Kits, 27 Fr (9.0 mm)	23
96600-129†	Bio-Medicus™ NextGen Femoral Bi-caval Venous Cannula Kits, 29 Fr (9.7 mm)	23
96670-115	Bio-Medicus™ NextGen Femoral Multi-Stage Venous Cannulae, 15 Fr (5.0 mm)	22
96670-117	Bio-Medicus™ NextGen Femoral Multi-Stage Venous Cannulae, 17 Fr (5.7 mm)	22
96670-119	Bio-Medicus™ NextGen Femoral Multi-Stage Venous Cannulae, 19 Fr (6.3 mm)	22
96670-121	Bio-Medicus™ NextGen Femoral Multi-Stage Venous Cannulae, 21 Fr (7.0 mm)	22
96670-123	Bio-Medicus™ NextGen Femoral Multi-Stage Venous Cannulae, 23 Fr (7.7 mm)	22
96670-125	Bio-Medicus™ NextGen Femoral Multi-Stage Venous Cannulae, 25 Fr (8.3 mm)	22
96670-127†	Bio-Medicus™ NextGen Femoral Bi-caval Venous Cannulae, 27 Fr (9.0 mm)	23
96670-129†	Bio-Medicus™ NextGen Femoral Bi-caval Venous Cannulae, 29 Fr (9.7 mm)	23
96820-108	Bio-Medicus™ NextGen Pediatric Arterial Cannulae, 8 Fr (2.7 mm)	20
96820-110	Bio-Medicus™ NextGen Pediatric Arterial Cannulae, 10 Fr (3.3 mm)	20
96820-112	Bio-Medicus™ NextGen Pediatric Arterial Cannulae, 12 Fr (4.0 mm)	20
96820-114	Bio-Medicus™ NextGen Pediatric Arterial Cannulae, 14 Fr (4.7 mm)	20
96830-108	Bio-Medicus™ NextGen Pediatric Venous Cannulae, 8 Fr (2.7 mm)	20
96830-110	Bio-Medicus™ NextGen Pediatric Venous Cannulae, 10 Fr (3.3 mm)	20
96830-112	Bio-Medicus™ NextGen Pediatric Venous Cannulae, 12 Fr (4.0 mm)	20
96830-114	Bio-Medicus™ NextGen Pediatric Venous Cannulae, 14 Fr (4.7 mm)	20

Product codes
Index



This material should not be considered the exclusive source of information, it does not replace or supersede information contained in the device manual(s). Please note that the intended use of a product may vary depending on geographical approvals.

See the device manual(s) for detailed information regarding the intended use, the (implant) procedure, indications, contraindications, warnings, precautions, and potential adverse events. For a MRI compatible device(s), consult the MRI information in the device manual(s) before performing a MRI. If a device is eligible for eIFU usage, instructions for use can be found at Medtronic's website manuals.medtronic.com.

Manuals can be viewed using a current version of any major internet browser. For best results, use Adobe Acrobat® Reader with the browser.

Medtronic products placed on European markets bear the CE mark and the UKCA mark (if applicable).

For any further information, contact your local Medtronic representative and/or consult Medtronic's websites.

Medtronic, Medtronic logo, and Engineering the extraordinary are trademarks of Medtronic. ®*, ™*Third party brands are trademarks of their respective owners.
All other brands are trademarks of a Medtronic company.

Medtronic

Europe
Medtronic International Trading Sàrl.
Route du Molliau 31
Case postale
CH-1131 Tolochenaz
Tel: +41 (0)21 802 70 00
Fax: +41 (0)21 802 79 00

2024-cannula-catalog-interactive-2024-en-gb-emea-13053093
© Medtronic 2024. All rights reserved.

medtronic.eu