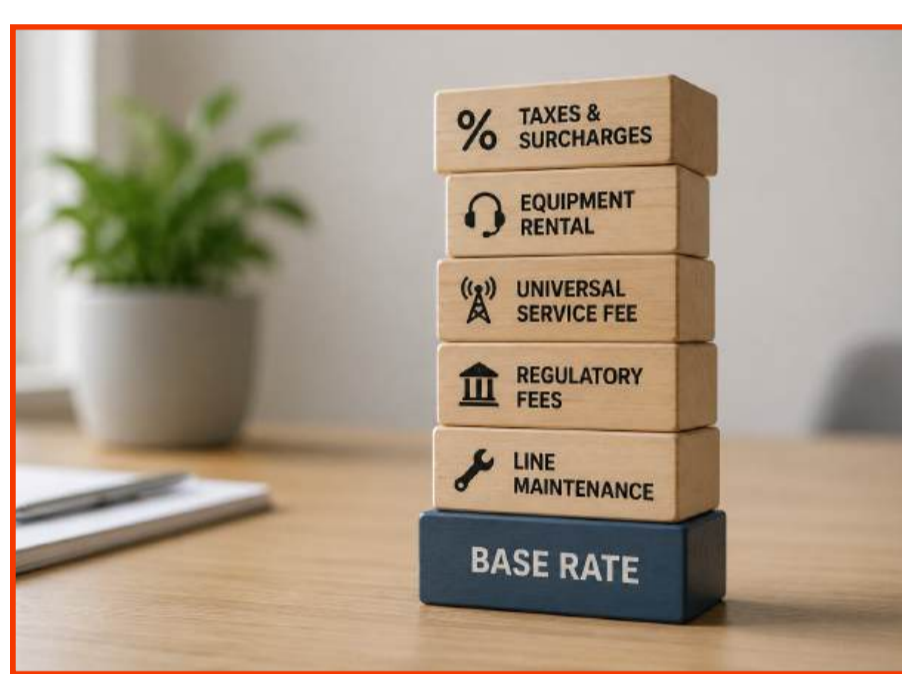
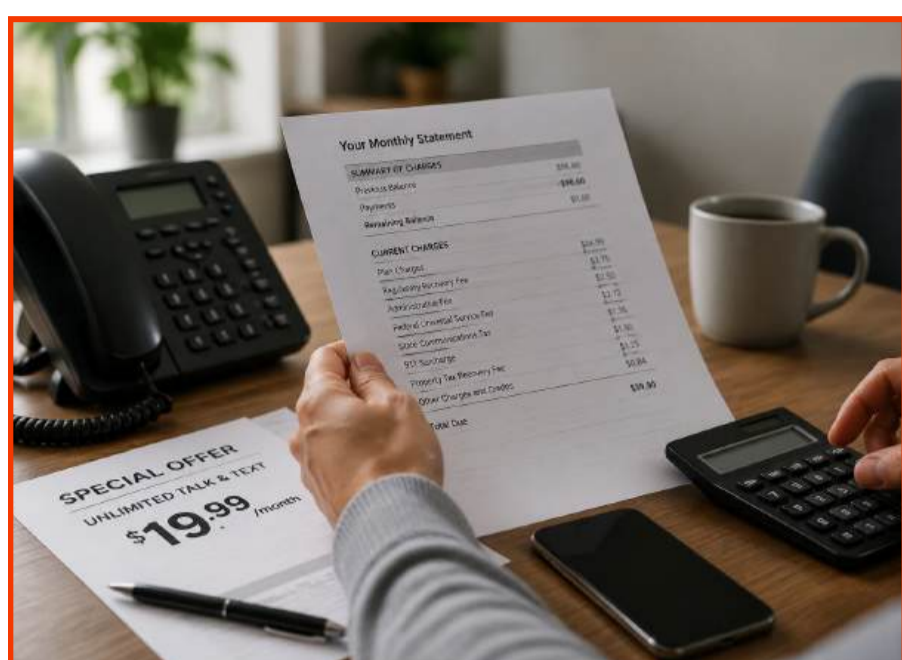


Things to Know About Hidden Home Phone Fees

1. Why the Advertised Price Rarely Matches the Bill

The advertised rate is a starting point, not the final cost, because required charges pile on fast. Providers lead with the base number to grab attention, then reveal the rest later in the fine print or on your statement.




2. The Fees That Commonly Raise the Cost

The names vary, but the pattern stays the same across providers. Watch for line maintenance charges, regulatory and universal service fees, and equipment rental plus taxes that quietly stack on top.

3. Why These Charges Tend to Increase Over Time

Older landline infrastructure costs more to maintain, so providers pass it down through recurring fees instead of one upfront price. Costs also creep up in small steps, which feel easy to overlook until you compare today's bill to a few years ago.

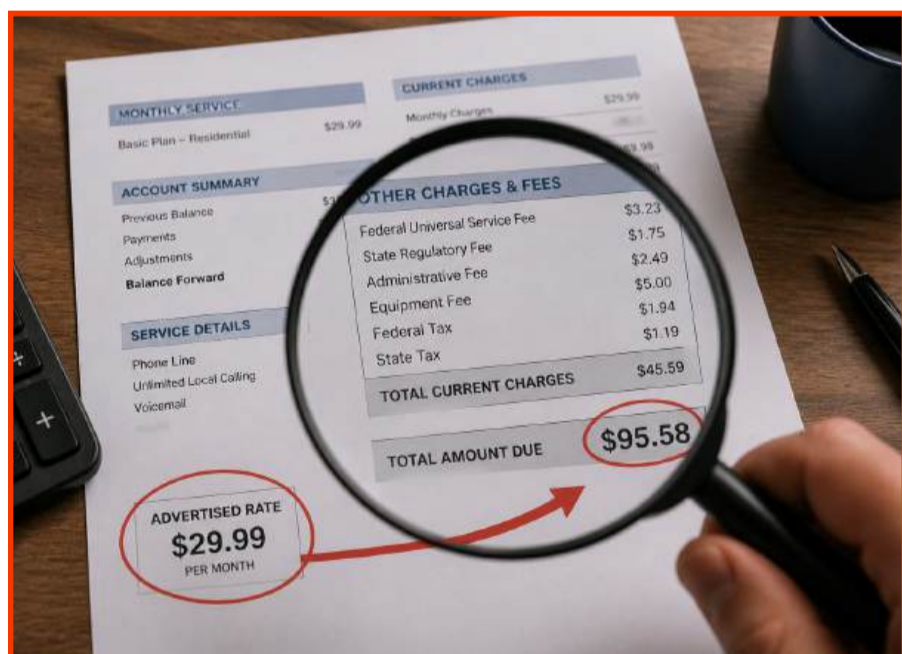


4. Why Low Usage Does Not Protect You From a High Bill

Many people keep a landline for backup or older relatives and make only a few short calls, yet they're billed like a constantly used line. The added fees stay in place no matter how little you use the phone, leaving you to ask what you're really paying for.

5. What to Look At On Your Current Bill

Pull out a recent bill and review it line by line, starting with the total and working backward. Compare the advertised rate to the final total, and spot the recurring fees, equipment charges, and taxes regardless of usage.



6. A Better Way to Judge Home Phone Value

The gap between the advertised rate and your real bill is built into how landline pricing works, so judge the service by your total monthly cost. If you're paying \$40 to \$70 a month for minimal use, compare it to newer, more transparent home phone options.

Presented by:
Voiply.com



Image Source:
chatgpt.com (AI-generated)