

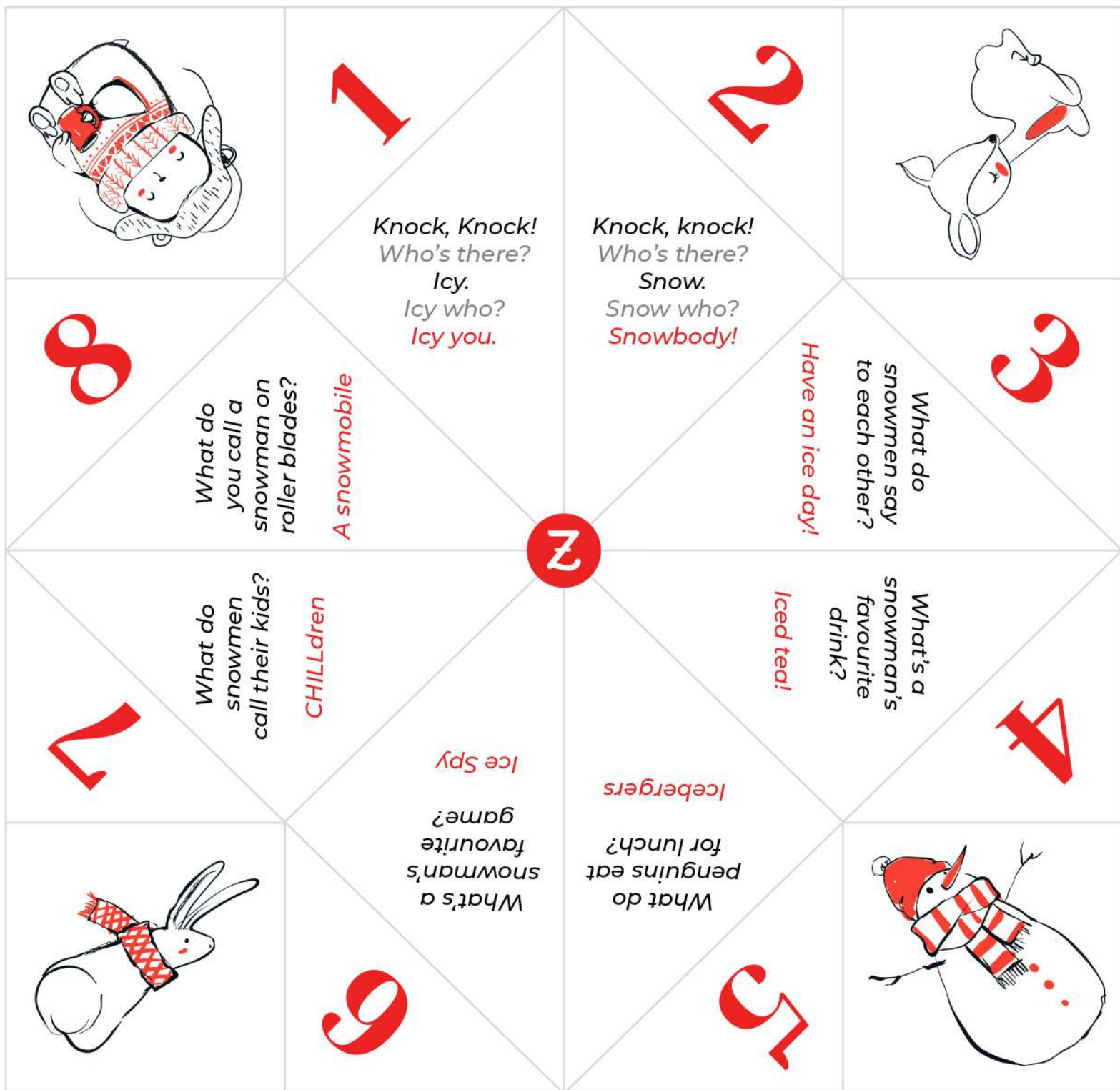


National Zakat
Foundation™

Let it Snow!

WINTER ACTIVITY BOOK






Refer to the next page for instructions on how to fold your Cootie Catcher

How to play:

1. Pick an animal and spell it out while opening the catcher the same amount of letters as the animal's name (Ex. Deer, open catcher 4 times)
2. Pick a number then count out the number while opening the catcher
3. Pick a different number, open the flap to read the joke!

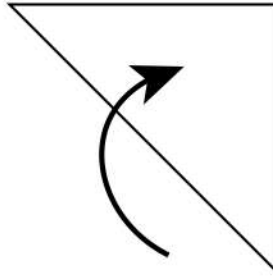
HOW TO FOLD YOUR WINTER JOKES COOTIE CATCHER

1



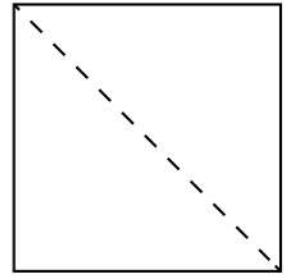
Cut out the square
& flip it so the side with
writing is face down

2



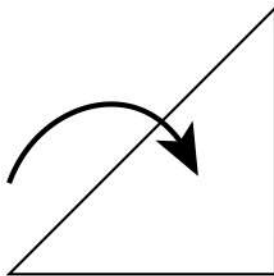
and fold
two opposite corners
together

3



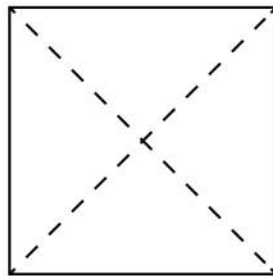
unfold
- there should be one
creased line

4



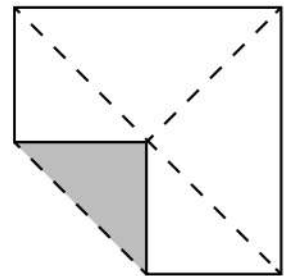
repeat fold
with two opposite
corners

5



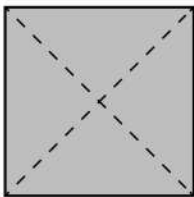
unfold
- there should be 2
creased lines

6




fold all 4 corners
so they meet in
the centre

7



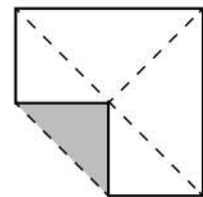
it should look
something like this

8




flip entire
square over

9



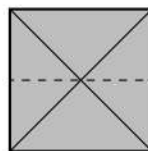
fold all 4 corners
so they meet in the centre

10



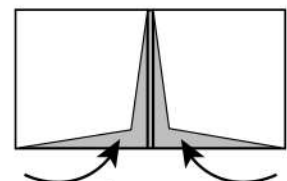
it should look
something like this

11



Fold in half
along the dotted line

12



**Insert fingers under
the flaps & enjoy!**

I SPY WINTER!

Can you find everything you would need for a cozy winter?




- ☐ A Hat that covers your ears
- ☐ A scarf that keeps your neck warm
- ☐ A pair of mittens to keep your hands warm
- ☐ A pair of boots to keep your feet warm
- ☐ A cup of hot chocolate to keep you warm
- ☐ A gift to warm your heart
- ☐ A snowboard for some winter fun
- ☐ An ice cream for a sweet treat

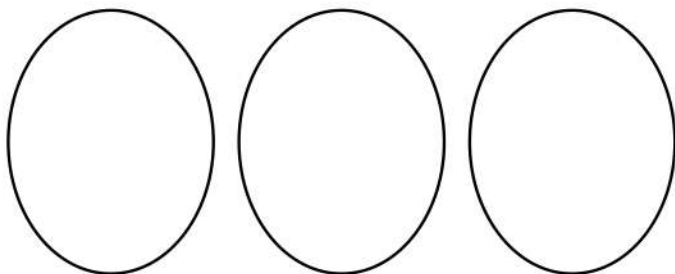


WINTER MEMORY

Draw your favourite winter memory:




What colours do you see in the winter?



How many of these have you seen this winter?

- ☐ Icicle
- ☐ Bird's nest
- ☐ Tree without leaves
- ☐ Evergreen tree
- ☐ Pinecone
- ☐ Sled
- ☐ Squirrel
- ☐ Geese

Draw the sky on a cloudy day:



My Winter To-Do List:

- ☐ _____
- ☐ _____
- ☐ _____
- ☐ _____

DID YOU HEAR THE ADHAN?

Get Saleh the Snowman ready for Salah!




Cut out the items below and stick them onto Saleh so he can pray his salah!



MY SALAH MAT

Colour and decorate your prayer mat!

*Prophet (S) said: "Winter is the best season for the believer.
Its nights are long for him to pray in, and its days are short for him to fast in."*



SNOWFLAKE SLIME

Make your own snowflake slime, ask your parents for permission first.

You'll need:

1 tablespoon Saline Solution

(Ask a grown-up to check if the ingredients include sodium borate and boric acid)

1/2 cup Clear or White Washable PVA School Glue

1/2 cup water

1/2 teaspoon baking soda

Snowflake Confetti

Blue and silver glitter

Food colouring

Mixing bowl and spoon

Measuring cups and measuring spoons

Storage container

Instructions

1. Mix the glue and water.
2. Add in the baking soda.
3. Mix in the confetti, glitter and food colouring.
4. Mix in the saline solution.
5. Knead until it's SLIMY!



COLOUR BY NUMBER

Follow the numbers to colour the picture below

