


# DESIGN WITH **STONE**arch®

PRODUCT VIEWBOOK

PROUD PARTNERS WITH  
**PORCEA STONE**  
LEADERS IN OUTDOOR PORCELAIN



# **STONE**arch

LEADERS IN NATURAL STONE




---

## INSPIRED DESIGN FOR INSPIRED LIVING.

It's not about conforming to living the way it's always been done before. Challenge the status quo. Listen to your heart. Do something new. Act with purpose.

That's what we've always done over the last twenty five years, and that's why we hope to inspire you.





STONEarch Black and Gray Mix Products

# WHAT'S INSIDE

## INTRODUCTION

- 6 STONEarch Difference
- 8 About Us
- 9 Our Customers
- 10 Sustainable Outdoor Spaces
- 20 Stone Colours
- 22 Finishes & Sizes
- 24 Approach to Innovation

## SANDSTONES

- 28 Dove
- 30 Flint
- 32 Saga
- 34 Slate Gray
- 36 Sandstone On-Order Collection

## LIMESTONES

- 40 Black
- 42 Indus Gray
- 44 Silver Valley
- 46 Silver Antique
- 48 Moderno Beige

## GRANITES

- 54 Nordic Gray
- 56 Onyx Black
- 58 White Star
- 60 Muskoka Silver
- 62 Granite On-Order Collection

## TRAVERTINES

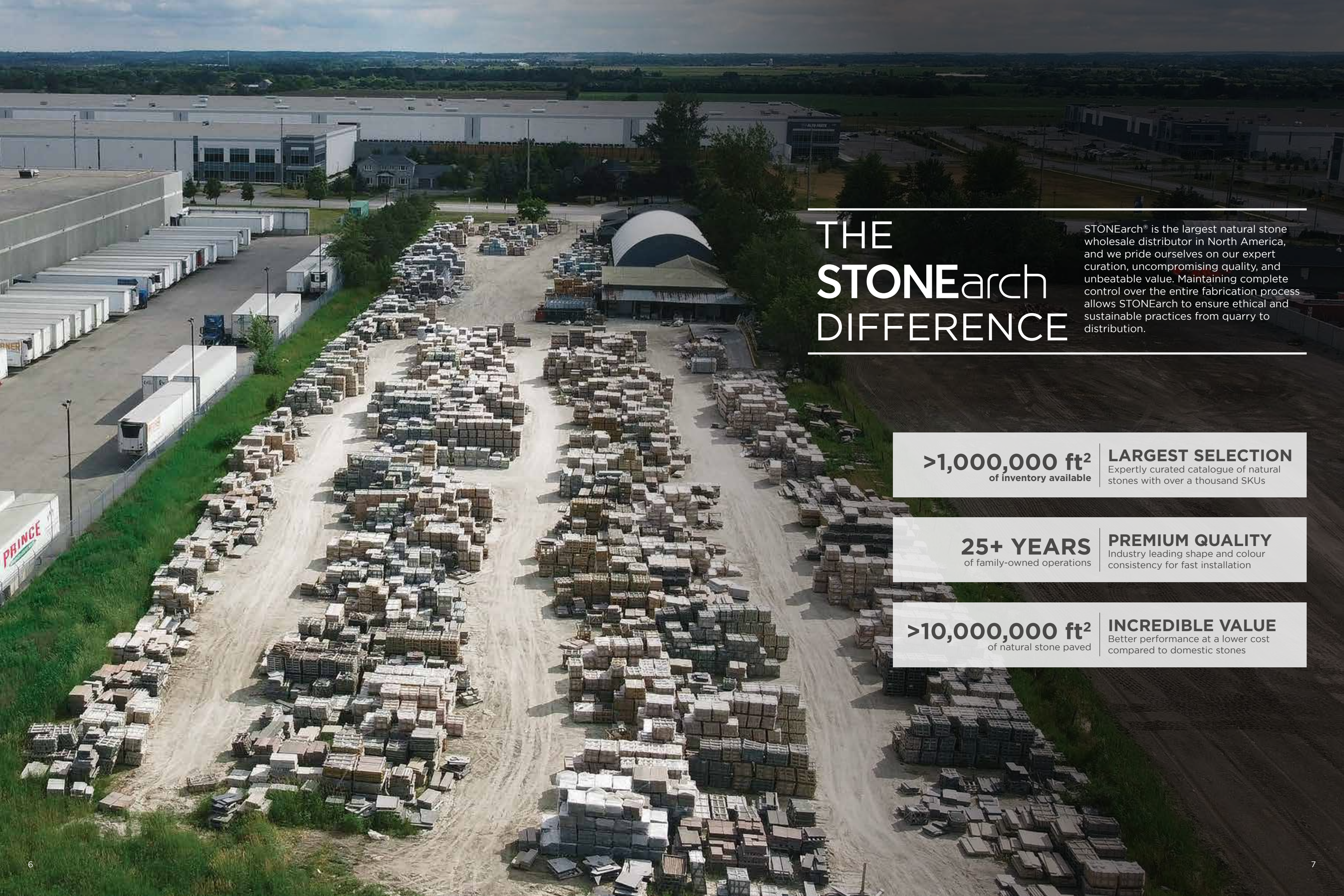
- 72 Gray Mix
- 74 Ivory Mix

## ACCENTS

- 78 Permeable Cobbles
- 80 Pebbles: Black & White
- 82 Stone Grid Gabions
- 84 Gravel Grid
- 86 Artificial Grass
- 87 Clean Seal

## ADDITIONAL INFORMATION

- 88 Porcea Stone
- 90 Porcea Stone Product Collection
- 92 Pedestals
- 96 Size Chart
- 97 Product Collection
- 98 STONEarch Inspiration Centre



# THE STONEarch DIFFERENCE

STONEarch® is the largest natural stone wholesale distributor in North America, and we pride ourselves on our expert curation, uncompromising quality, and unbeatable value. Maintaining complete control over the entire fabrication process allows STONEarch to ensure ethical and sustainable practices from quarry to distribution.

**>1,000,000 ft<sup>2</sup>**  
of inventory available

**LARGEST SELECTION**

Expertly curated catalogue of natural stones with over a thousand SKUs

**25+ YEARS**  
of family-owned operations

**PREMIUM QUALITY**

Industry leading shape and colour consistency for fast installation

**>10,000,000 ft<sup>2</sup>**  
of natural stone paved

**INCREDIBLE VALUE**

Better performance at a lower cost compared to domestic stones

TRUSTED.  
PERSONALIZED.  
INNOVATIVE.  
OTHERS HAVE COUNTED ON  
US FOR OVER 25 YEARS.

## ABOUT US

STONEarch® has been the leader in the North American construction industry. Over time, we have become the benchmark for product quality and innovation, building a reputation for consistently delivering quality stone products with personalized customer service. This reputation has allowed STONEarch® to earn its name as the most trusted vendor of landscaping stone.

Our product range includes landscaping stone, architectural cut stone, building stone, masonry stone, and custom stone products. STONEarch® consistently delivers high quality products for commercial, residential, and municipal projects.

We work closely with local governments and regulatory bodies to ensure responsible land use and to support practices that promote environmental restoration and long-term ecological balance.

## OUR CUSTOMERS

### STONEarch DEALER

Our dealers enjoy the benefits of quality products, bulk pricing, exclusive promotions, year-round availability, business leads, and marketing materials.

### STONEarch ENTERPRISE

Our enterprise clients appreciate our expertise on custom products, commercial-grade product options, and economical pricing.

### STONEarch CONTRACTOR

Our contractor clients frequently compliment our variety of products, sizes, colours and value packs, including our prompt service and information.

### STONEarch ARCHITECT

Architects and landscape designers love our innovative product range, readiness to provide custom products, and collaborative approach to product selection.

### STONEarch HOME OWNER\*

Only by reference through industry professionals such as landscape architects & designers, our world-class showroom is used by homeowners to select high-quality natural stone products.



# SUSTAINABLE OUTDOOR SPACES WITH **STONE**arch

In the realm of sustainability, durability emerges as a vital aspect, representing a dedication to long-term influence rather than momentary eco-awareness. Integrating natural stone into our surroundings embodies this ethos impeccably. With its inherent strength and lasting qualities, natural stone epitomizes sustainability, promising a legacy that endures through time. Opting for natural stone isn't merely about enhancing aesthetics; it's a conscious decision towards environmental responsibility, ensuring our actions today resonate for generations to come.

## **NATURAL MATERIAL**

As the name implies, these stones are Mother Nature's natural products. Producing these green materials do not require chemicals or other resources. Their supply is abundant, varying from colours and textures to shapes, veining, and other characteristics which makes them perfect for a wide array of purposes.

## **LOW MAINTENANCE**

One of the best features of natural stone is how they don't show dirt and signs of wear and tear compared to concrete, wood, and other materials. They don't scratch or stain easily, and they're simple to clean as well.

## **DURABLE**

One of the most vital factors you need to consider when deciding on sustainable materials for your home is durability. This is to prevent resources from being used in creating new materials frequently. The life cycle of stones can range from 100 to 500 years. You can use them in your patio, pathway, or foyer, and they will be able to handle high traffic with ease.

## **RECYCLABLE**

You can fully recycle stones. They also have the potential of serving various purposes and uses throughout their lifetime. You have an option to reuse and recycle them. This is a sustainable approach to make sure that the material will be able to live their useful life cycle to their full potential.

## **ENERGY EFFICIENT**

Landscaping with natural stones reduces the need for frequent watering and maintenance, conserving energy typically required for irrigation and upkeep. Additionally, their thermal mass properties can help moderate temperature fluctuations, reducing the demand for energy-intensive heating and cooling systems in outdoor spaces.



Picture Courtesy: Majestic Pools

# INVITING POOLSCAPES

with STONEarch Indus Gray

Picture Courtesy: Betz Pools






## BACKYARD RETREATS

with STONEarch Onyx Black

*Picture Courtesy: Randy Blain Construction*





**WARM OUTDOOR LIVING**  
with STONEarch Dove & STONEarch Onyx Black

*Picture Courtesy: Precision Landscaping*



# STEPPING INTO STYLE

with STONEarch Indus Gray, Onyx Black, Black and Moderno Beige





STONEarch Indus Gray Products

# STONE COLOURS

## SANDSTONE




Dove



Flint




Saga



Slate Gray

## LIMESTONE



Black



Indus Gray



Silver Valley



Silver Antique




Moderno Beige


## GRANITE



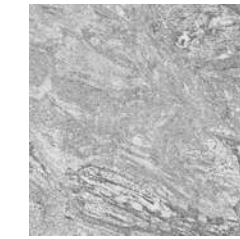
Nordic Gray



Onyx Black



White Star



Muskoka Silver

## TRAVERTINE



Gray Mix



Ivory Mix

## ACCENTS



Pebbles



Clean-Seal



Gravel Grid



Gabions



Porcea Pedestals

## PARTNERS



Call for more colours and custom orders

# WHICH TEXTURE DO YOU PREFER?

A distinct characteristic of natural stone is the vast number of finishes that can be produced. To name a few, this includes natural cleft, flamed, and sandblasted. Most of our products can be custom finished with a variety of options but will come in a standard finish that has been hand-selected by our expert team at STONEarch®



Natural Cleft



Natural




Sandblast



Antique Wash



Flamed & Brushed



Flamed & Waterjet



Bush Hammer



Honed




A curated collection of popular sizes shown here




12x24"




24x24"



24x36"



18x24"



18x36"



12x48"



14x48"



24x72"



24x48"



16x96"



16x72"



16x48"

# WHICH SCALE SUITS YOUR SPACE?

A complete range of Pavers, Copings, Steps, BBQ Slabs, and Pier Caps



# THE INNOVATION NEVER STOPS

## NATURAL STONE. NATURALLY IMPRESSIVE.

For over two decades, it's been our mission to be industry leaders when it comes to natural stone. We're proud to say that we have been first-to-market to launch some of the most popular natural stones available today including STONEarch® Dove, STONEarch® Silver Valley, and STONEarch® Indus Gray (just to name a few). And with this level of focus and persistence, you can be confident when working with a STONEarch® natural stone product.



Durability



Slip Resistant



Low Water Absorption



Natural Colour



Ethically Sourced

Please ask for information about specific natural stones

### 1 GET STARTED

Inspire yourself to take action and design with STONEarch® for your pool deck, patio or walkway

### 2 VISIT OUR WEBSITE

Browse the full collection and identify products you need - pavers, copings, steps, BBQ slabs, pier caps and more!



Princess Margaret Lottery Home

### 3 VIEW THE COLLECTION

Contact our team to find out more about where you can find a nearby dealer to view our products

### 4 FINALIZE YOUR PRODUCT

Select the right product for your project application



### 5 CONFIRM YOUR ORDER


Call or visit an Authorized Dealer of STONEarch® to place your order



### SCAN THE QR CODE

or visit [www.stonearch.ca](http://www.stonearch.ca)





STONEarch Slate Gray Products



STONEarch® Dove is a light gray coloured and uniform stone that compliments your backyard getaway with pavers and copings available in a variety of sizes and edge profiles. Mesmerize your family and friends by creating a paradise in your backyard.




STONEarch  
DOVE



## STONEarch COLLECTION


Saw-Cut  
Pavers



**Square Cut (1", 1.25")**  
12x24, 18x24, 24x24, 18x36, 24x36

**Square Cut (1", 1.25")**  
Combo: 12x12, 12x18, 12x24, 18x24, 24x24  
Combo-L: 12x24, 18x24, 24x24, 24x36

Pier Caps



**Rock-Faced (3")**  
24x24, 28x28


Copings -  
Rock-Faced



**Edge Coping (1.25")**  
12x48

**Rock-Faced (2")**  
12x48, 12x60, 12x72, 16x48, 16x60, 16x72

Copings -  
Straight-Cut  
Four sides  
finished



**Straight-Cut (2")**  
12x48

Copings -  
Rebated



**Rock-Faced (1.25/2")**  
12x48

Copings - Wall  
Two long sides  
finished



**Rock-Faced (2")**  
14x48, 14x72

**Straight-Cut (2")**  
14x48


Steps



**Rock-Faced (6")**  
16x48, 16x60, 16x72, 16x96

**Rock-Faced (7")**  
16x48, 16x60, 16x72, 16x96

Jumbo Slabs



**Rock-Faced (2")**  
24x48, 24x72, 36x72

Curbs



**Rock-Faced (6")**  
6x48

**Rock-Faced (7")**  
6x48




A warm natural sandstone with a blend of beige, brown, and gray tones. STONEarch® Flint is a perfect choice for more traditional and rustic applications.

STONEarch  
FLINT




## STONEarch COLLECTION

Saw-Cut  
Pavers



Square Cut (1", 1.25")  
12x24, 18x24, 24x24, 24x36

Pier Caps



Rock-Faced (3")  
24x24, 28x28

Copings -  
Rock-Faced



Rock-Faced (2")  
12x48, 12x72, 16x48, 16x72

Copings - Wall  
*Two long sides  
finished*



Rock-Faced (2")  
14x48

Steps




Rock-Faced (6")  
16x48, 16x60, 16x72, 16x96  
Rock-Faced (7")  
16x48, 16x60, 16x72, 16x96

Jumbo Slabs



Rock-Faced (2")  
24x72

Curbs



Rock-Faced (6")  
6x48  
Rock-Faced (7")  
6x48




STONEarch® Saga has natural striping that creates intriguing designs. Due to the range of colour shades of this stone - it is a very popular choice when you want your hardscape to be bold and beautiful.

STONEarch  
SAGA


## STONEarch COLLECTION

Saw-Cut  
Pavers



Square Cut (1", 1.25")  
12x24, 18x24, 18x36, 24x24, 24x36

Pier Caps



Rock-Faced (3")  
24x24

Copings -  
Rock-Faced



Rock-Faced (2")  
12x48, 12x72, 16x48, 16x72

Copings -  
Pool



Bullnose (2")  
12x48

Copings - Wall  
*Two long sides  
finished*



Rock-Faced (2")  
14x48, 14x72

Steps




Rock-Faced (6")  
16x48, 16x60, 16x72

Curbs




Rock-Faced (6")  
6x48




STONEarch  
SLATE GRAY

STONEarch® Slate Gray is a timeless blend of gray tones with some hints of brown to add warmth to your landscape project. This product can be utilized for a variety of modern, contemporary and traditional landscape designs.




## STONEarch COLLECTION

Saw-Cut Pavers



**Square Cut (1", 1.25")**  
12x24, 18x24, 24x24, 18x36, 24x36

Pier Caps



**Rock-Faced (3")**  
24x24, 28x28

Copings - Rock-Faced



**Edge Coping (1.25")**  
12x48

**Rock-Faced (2")**  
12x48, 12x60, 12x72, 16x48, 16x60, 16x72, 18x72

Copings - Straight-Cut  
Four Sides Finished



**Straight-Cut (2")**  
12x48

Copings - Rebated



**Rock-Faced (1.25/2")**  
12x48

Copings - Wall  
Two long sides finished



**Rock-Faced (2")**  
14x48, 14x72

**Straight-Cut (2")**  
14x48


Steps



**Rock-Faced (6")**  
16x48, 16x60, 16x72, 16x96

**Rock-Faced (7")**  
16x48, 16x60, 16x72, 16x96

Jumbo Slabs



**Rock-Faced (2")**  
24x48, 24x72, 36x72

Curbs



**Rock-Faced (6")**  
6x48

**Rock-Faced (7")**  
6x48

# STONEarch SANDSTONE ON-ORDER COLLECTION

STONEarch® Sandstone - On Order Collection offers a timeless, natural aesthetic with a refined palette curated for architectural flexibility. Each color highlights the inherent texture and movement of natural sandstone, making it well suited for both classic and contemporary applications where authenticity and durability are key.



STONEarch  
BROWN



STONEarch  
FOSSIL



STONEarch  
VENETIAN GRAY



STONEarch  
BEIGE



STONEarch  
LAVENDER



STONEarch  
IVORY COAST



STONEarch  
VENETIAN SAGA




STONEarch  
BRONTE





STONEarch  
MINT SAWN



STONEarch  
VENETIAN FLINT








STONEarch  
**BLACK**

Bold and majestic. STONEarch® Black gives character to your patio, front entrance, or backyard. With a wide range of options available in our collection, you'll be sure to find what you need to create your oasis.



## STONEarch COLLECTION

- |   |  |   |  |  |  |  |  |   |  |
|---|--|---|--|--|--|--|--|---|--|
| <p><b>Saw-Cut Pavers</b></p>  <p><b>Square Cut (1", 1.25")</b><br/>12x24, 18x24, 24x24, 18x36, 24x36</p> <p><b>Square Cut (1", 1.25")</b><br/>Combo: 12x12, 12x18, 12x24, 18x24, 24x24<br/>Combo-L: 12x24, 18x24, 24x24, 24x36</p> | <p><b>Pier Caps</b></p>  <p><b>Rock-Faced (3")</b><br/>24x24, 28x28</p> | <p><b>Copings - Rock-Cut</b></p>  <p><b>Edge Coping (1.25")</b><br/>12x48</p> <p><b>Rock-Faced (2")</b><br/>12x48, 12x60, 12x72, 16x48, 16x72, 18x72</p> | <p><b>Copings - Straight-Cut</b><br/><i>Four Sides Finished</i></p>  <p><b>Straight-Cut (2")</b><br/>12x48, 16x48</p> | <p><b>Copings - Rebated</b></p>  <p><b>Rock-Faced (1.25/2")</b><br/>12x48</p> | <p><b>Copings - Pool</b></p>  <p><b>Bullnose (2")</b><br/>12x48</p> | <p><b>Copings - Wall</b><br/><i>Two long sides finished</i></p>  <p><b>Rock-Faced (2")</b><br/>14x48, 14x72</p> <p><b>Straight-Cut (2")</b><br/>14x48</p> | <p><b>Steps</b></p>  <p><b>Rock-Faced (6")</b><br/>16x48, 16x60, 16x72, 16x96</p> | <p><b>Jumbo Slabs</b></p>  <p><b>Rock-Faced (2")</b><br/>24x48, 24x72, 36x72</p> | <p><b>Curbs</b></p>  <p><b>Rock-Faced (6")</b><br/>6x48</p> |
|---|--|---|--|--|--|--|--|---|--|




STONEarch  
INDUS GRAY

Often specified by high-end landscape architects and designers, STONEarch® Indus Gray is one of the most popular modern natural stones for pool decks, patios, walkways and front entrances. A light gray-sandblasted limestone with a clean straight-edge profile for copings and steps.




## STONEarch COLLECTION

Saw-Cut  
Pavers




**Square Cut (1", 1.25")**  
12x24, 18x24, 24x24, 18x36,  
24x36, 24x48

Pier Caps



**Straight-Cut (2")**  
24x24

Copings -  
Straight-Cut  
Four sides  
finished




**Straight-Cut (2")**  
12x48, 12x72, 16x48, 16x72, 18x48

Copings - Pool



**Bullnose (2")**  
12x48, 12x72

Copings - Wall  
Two long sides  
finished




**Straight-Cut (2")**  
14x48, 14x72

Steps




**Straight-Cut (6")**  
16x48, 16x60, 16x72

Jumbo Slabs



**Straight-Cut (2")**  
24x48, 24x72



STONEarch® Silver Valley is true to its name, with valleys in hues of blueish gray, topped by peaks of white and light gray. This beautiful and unique stone is flamed for a slip-resistant surface, and the lighter tips will catch the sun to brighten up your favorite outdoor space.




STONEarch  
SILVER VALLEY




## STONEarch COLLECTION

Saw-Cut  
Pavers



**Square Cut (1", 1.25")**  
12x24, 18x24, 24x24, 18x36,  
24x36, 24x48

Pier Caps




**Rock-Faced (3")**  
21x21, 24x24, 28x28

Copings -  
Rock-Faced



**Edge Coping (1.25")**  
12x48  
**Rock-Faced (2")**  
12x48, 12x60, 12x72, 16x48, 16x60,  
16x72

Copings -  
Straight-Cut  
*Four sides  
finished*



**Straight-Cut (2")**  
12x48

Copings -  
Rebated



**Rock-Faced (1.25/2")**  
12x48

Copings - Pool



**Bullnose (2")**  
12x48

Copings - Wall  
*Two long sides  
finished*




**Rock-Faced (2")**  
14x48, 14x72  
**Straight-Cut (2")**  
14x48, 14x72

Steps



**Rock-Faced (6")**  
16x48, 16x60, 16x72, 16x96  
**Rock-Faced (7")**  
16x48, 16x60, 16x72, 16x96

Jumbo Slabs



**Rock-Faced (2")**  
24x48, 24x72, 36x72, 36x96,  
48x72, 48x96

Curbs



**Rock-Faced (6")**  
6x48  
**Rock-Faced (7")**  
6x48



STONEarch® Silver Antique is a limestone with shades of medium to dark tones of dark grey and black. The unique shade of this stone is achieved by performing an 'antique' wash treatment to the surface.




STONEarch  
SILVER ANTIQUE




## STONEarch COLLECTION

Saw-Cut  
Pavers



**Square Cut (1", 1.25")**  
12x24, 18x24, 24x24, 18x36,  
24x36, 24x48

Pier Caps




**Rock-Faced (3")**  
21x21, 24x24, 28x28

Copings -  
Rock-Faced



**Edge Coping (1.25")**  
12x48  
**Rock-Faced (2")**  
12x48, 12x60, 12x72, 16x48, 16x60,  
16x72

Copings -  
Straight-Cut  
Four sides  
finished



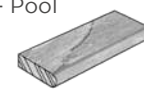
**Straight-Cut (2")**  
12x48

Copings -  
Rebated



**Rock-Faced (1.25/2")**  
12x48

Copings - Pool



**Bullnose (2")**  
12x48

Copings - Wall  
Two long sides  
finished




**Rock-Faced (2")**  
14x48, 14x72  
**Straight-Cut (2")**  
14x48

Steps




**Rock-Faced (6")**  
16x48, 16x60, 16x72, 16x96  
**Rock-Faced (7")**  
16x48, 16x60, 16x72, 16x96

Jumbo Slabs




**Rock-Faced (2")**  
24x48, 24x72, 36x72, 36x96,  
48x72, 48x96

Curbs



**Rock-Faced (6")**  
6x48  
**Rock-Faced (7")**  
6x48




STONEarch  
MODERNO BEIGE

STONEarch® Moderno Beige is a sandblasted limestone with a warm beige colour tone that is neutral and calming. This natural stone is designed to complement modern brick and masonry, and works beautifully as an accent coping with the smooth straight-cut finished edge profile.




## STONEarch COLLECTION

Saw-Cut  
Pavers




**Square Cut (1.25")**  
12x24, 18x24, 24x24, 18x36, 24x36,  
36x36, 24x48

Pier Caps



**Straight-Cut (2")**  
24x24

Copings -  
Straight-Cut  
Four sides  
finished



**Straight-Cut (2")**  
12x48, 12x72, 16x48, 16x72

Copings - Pool




**Bullnose (2")**  
12x48

Copings - Wall  
Two long sides  
finished



**Straight-Cut (2")**  
14x48, 14x72

Jumbo Slabs




**Straight-Cut (2")**  
24x48, 24x72



Picture Courtesy: Precision Developments

STONEarch Indus Gray & Silver Antique Products



STONEarch Black Granite Cobblestones



STONEarch  
NORDIC GRAY

STONEarch® Nordic Gray is a classic and modern building stone for any commercial or residential landscape project. The neutral gray tone of this granite is eternal and complementary to any commercial landscape or construction project.



## STONEarch COLLECTION

Saw-Cut  
Pavers



Square Cut ( 1.25" )  
12x12, 12x24, 18x24, 24x24, 18x36, 24x36

Copings -  
Rock-Faced



Rock-Faced (2")  
12x48

Copings -  
Straight-Cut  
Four sides  
finished



Straight-Cut (2")  
12x48, 12x72

Copings - Wall  
Two long sides  
finished



Rock-Faced (2")  
14x48  
Straight-Cut (2")  
14x48, 14x72

Steps



Rock-Faced (6")  
16x36, 16x48, 16x72




STONEarch  
ONYX BLACK

STONEarch® Onyx Black is an exotic and dark black granite in the market used by top landscape architects & designers, suitable for residential and commercial projects.



## STONEarch COLLECTION


Saw-Cut Pavers



**Square Cut (1", 1.25")**  
12x24, 18x24, 24x24, 18x36, 24x36, 24x48

**Square Cut (1", 1.25")**  
Combo: 12x12, 12x18, 12x24, 18x24, 24x24  
Combo-L: 12x24, 18x24, 24x24, 24x36

Pier Caps



**Straight-Cut (2")**  
24x24

Copings - Rock-Faced



**Rock-Faced (2")**  
12x48, 12x72, 16x48, 16x72

Copings - Straight-Cut  
Four sides finished



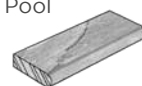
**Edge Coping (1.25")**  
12x48  
**Straight-Cut (2")**  
12x48, 12x72, 16x48, 16x72, 18x48

Copings - Rebated



**Rock-Faced (1.25/2")**  
12x48

Copings - Pool



**Bullnose (2")**  
12x48

Copings - Wall  
Two long sides finished



**Rock-Faced (2")**  
14x48, 14x72  
**Straight-Cut (2")**  
14x48, 14x72

Steps



**Rock-Faced (6")**  
16x48, 16x60, 16x72, 16x96  
**Straight-Cut (6")**  
16x48, 16x60, 16x72, 16x96  
**Rock-Faced (7")**  
16x48, 16x60, 16x72, 16x96

Jumbo Slabs




**Straight-Cut (2")**  
24x48, 24x72, 36x72, 36x96, 48x72, 48x96

Curbs



**Straight-Cut (6")**  
6x48  
**Rock-Cut (7")**  
6x48




STONEarch  
WHITE STAR

Make your home or business welcoming by using STONEarch® White Star granite to enhance the impact of your walkway, front entrance, or back entrance - they are the gateways to your architectural paradise.



## STONEarch COLLECTION

Saw-Cut  
Pavers




Square Cut (1.25")  
12x24, 18x24, 24x24, 24x36

Copings -  
Rock-Faced



Rock-Faced (2")  
12x48

Copings -  
Straight-Cut  
Four sides  
finished



Straight-Cut (2")  
12x48

Copings - Wall  
Two long sides  
finished

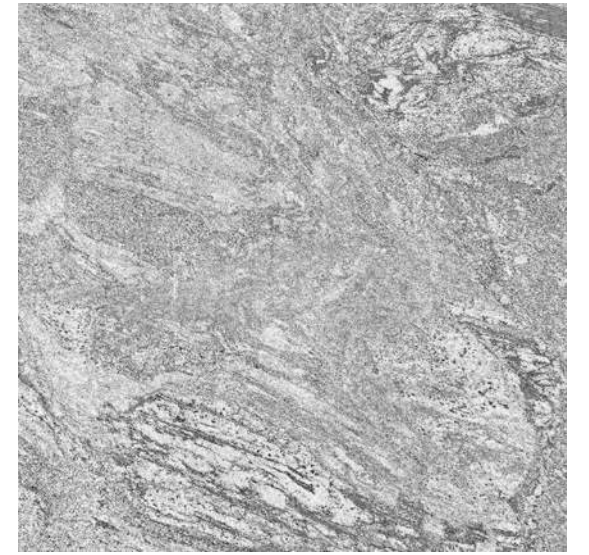


Straight-Cut (2")  
14x48, 14x72

Steps



Rock-Faced (6")  
16x36, 16x48, 16x72




STONEarch® Muskoka Silver captures the rugged elegance of the Canadian Shield with a refined, contemporary edge. The beautiful veining of this stone combines a blend of cool silver, soft greys and darker black tones, however at a far more economical price point than local granite from the Muskoka region.

STONEarch  
MUSKOKA SILVER



## STONEarch COLLECTION

Saw-Cut  
Pavers



**Square Cut (1")**  
12x24, 24x24, 24x36, 24x48


**Square Cut (2")**  
48x48, 48x60, 48x72, 48x96

Copings -  
Rock-Faced



**Rock-Faced (2")**  
12x48, 12x72, 16x48, 16x72

Copings -  
Straight-Cut  
Four sides  
finished



**Straight-Cut (2")**  
12x48, 12x72, 16x48, 16x72

Copings - Wall  
Two long sides  
finished



**Rock-Faced (2")**  
14x48, 14x72


Steps



**Rock-Faced (7")**  
20x48, 20x60, 20x72, 20x96

# STONEarch GRANITE ON-ORDER COLLECTION

STONEarch's Granite On-Order Collection brings together architectural beauty, natural luxury, and exceptional value. Curated for elegant, enduring spaces, this collection features refined granites that are often more economical than local alternatives while delivering a premium natural stone aesthetic. From timeless staples to rare and distinctive selections, it offers greater design freedom for every vision.




STONEarch  
MYSTIC WHITE



STONEarch  
SUN WHITE



STONEarch  
ROYAL PEARL



STONEarch  
ROSA




STONEarch  
SUNRISE




STONEarch  
MAPLE RED



STONEarch  
RED EMBER



STONEarch  
OPAL GRAY




STONEarch  
PLATINUM



STONEarch  
COGNAC BROWN



STONEarch  
NEW EBONY




STONEarch  
PHANTOM BLACK



STONEarch  
CARBON




STONEarch  
BLACK MIST



STONEarch  
ABSOLUTE BLACK



STONEarch On-Order Absolute Black Products






STONEarch Custom Red Ember Granite



STONEarch Custom New Ebony Granite



STONEarch Custom Sunset & Onyx Black Granite



STONEarch Custom Etched Black Granite

STONE  
LOGOS &  
DESIGNS



CURVED  
POOL  
COPINGS




CURVED  
CURBS &  
BENCHES




FOUNTAINS  
& RAILINGS



STONEarch  
CUSTOM COLLECTION



STONEarch Ivory Mix Products



STONEarch® Gray Mix is travertine stone with warm & neutral tones of cream, beige, gray & blue colour tones. Honed and tumbled finish of Gray Mix Cobbles gives it the right choice for stone for million dollar homes.

STONEarch  
GRAY MIX

## STONEarch COLLECTION

French Pattern  
Cobbles



French Combo Pattern (1.25")  
8x8, 8x16, 16x16, 16x24

Cobbles



Square Cut (1.25")  
16x24

Copings -  
Straight-Cut  
Four sides  
finished




Straight-Cut (2")  
12x48

Copings - Wall  
Two long sides  
finished



Straight-Cut (2")  
14x48





STONEarch  
IVORY MIX

STONEarch® Ivory Mix Travertine is the most friendly stone to bare-feet. Ivory Mix has warm & neutral tones of cream, beige & walnut colours.




## STONEarch COLLECTION




**French Combo Pattern (1.25")**  
8x8, 8x16, 16x16, 16x24

**Cobbles**



**Square Cut (1.25")**  
16x24

**Copings - Straight-Cut**  
Four sides finished




**Straight-Cut (2")**  
12x48

**Copings - Wall**  
Two long sides finished



**Straight-Cut (2")**  
14x48



STONEarch Dove Wall Cladding



STONEarch Sunset Cobbles

Available separately or as cobblestone paver mats, this product comes in a number of colours to make your landscape breath-taking.

Suitable for concrete or sand set applications, our cobblestone products can upscale your home or project with its classic and timeless look. While primarily used as cobble mat paving and for courtyards or driveways, they are also ideal for garden borders to breathe new life into the landscape.

## COBBLES AS PERMEABLE PAVERS


The broader community gains from permeable pavers as they assist in preserving base flows in rivers, ensuring the sustainability of streams and ecosystems.

Overall, the incorporation of cobblestone paver mats into landscaping projects not only enhances the visual appeal of outdoor spaces but also promotes sustainability.

## CUSTOMIZABLE IN ANY SIZE, SHAPE & COLOUR



STONEarch  
COBBLES



STONEarch Porphyry and Ebony Custom Cobbles



WHITE


1.25-2" - 25 kg bags, 1 ton bag  
2-3" - 1 ton bag




BLACK

1.25-2" - 25 kg bags, 1 ton bag  
2-3" - 1 ton bag

STONEarch  
PEBBLES





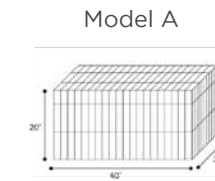
Utilize for garden accents, fences and retaining walls

Modern substitute to armour rock, build benches with wood or stone copings

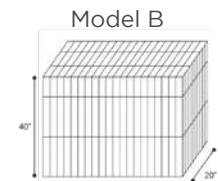
5.8 mm galvanized steel to withstand Canadian climate

Modular, portable, and easy DIY assembly on site

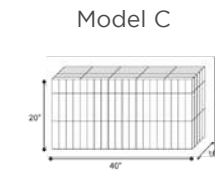
## STONEGRID COLLECTION



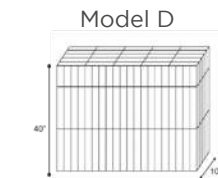
Approx. 400 kg of fill



Approx. 750 kg of fill



Approx. 200 kg of fill




Approx. 400 kg of fill

STONE GRID is a quick and easy to install galvanized metal mesh designed to withstand harsh climates including rain and snow. It offers endless possibilities by using pebbles, river rock, or other fill materials to transform an outdoor living space.

FILL WITH 3-5" LOOSE GRAVEL / RIVER ROCK

STONEarch  
STONE GRID


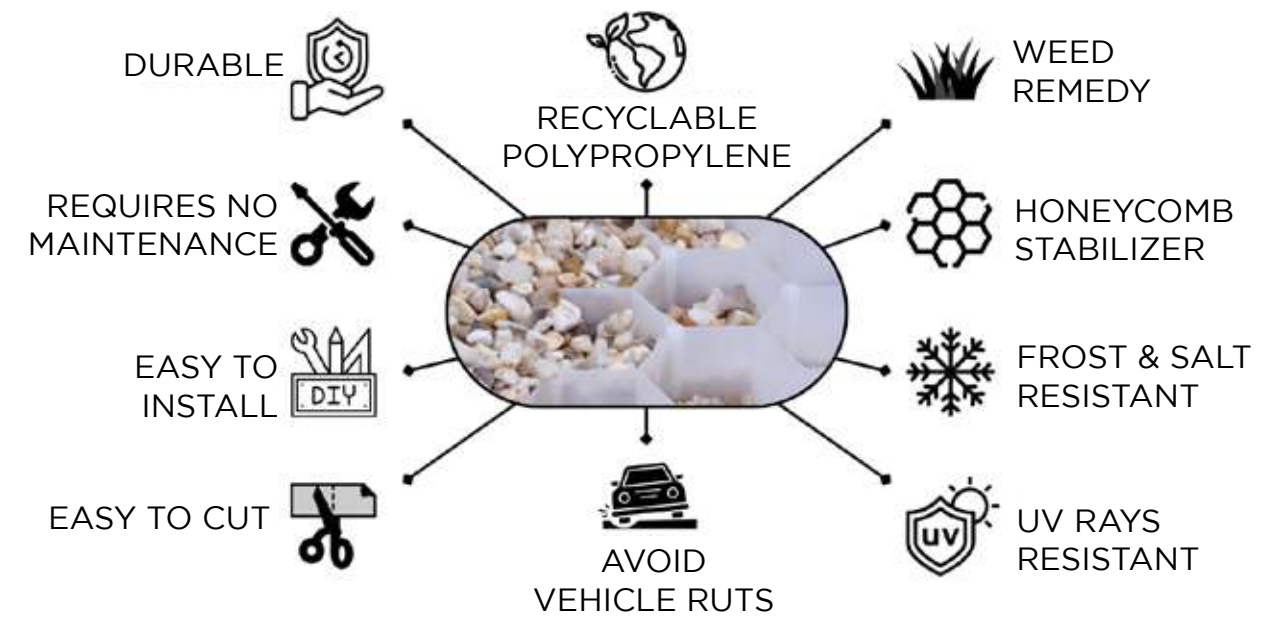




The STONEarch Gravel Grid is a high-performance gravel stabilization system designed for driveways, pathways, patios, and other outdoor applications. Made from white pure polypropylene, this mesh is installed over a standard base and the mesh is filled with small granules or gravel. The honeycomb mesh ensures the gravel is not displaced or moved when a vehicle drives on top or a person walks on the surface.



STONEarch  
GRAVEL GRID



WHITE IN PURE POLYPROPYLENE

48" x 32" x H1.25"  
-120 x 80 x H3.2cm

VERTICAL STRENGTH (EMPTY)  
170 PSI (120 ton/m<sup>2</sup>)

- DRIVABLE OVER
- CYCLEABLE OVER
- WALKABLE OVER
- WHEELCHAIR SAFE
- HIGH HEELS SAFE

With a rich blend of green, yellow and brown, and a thick velvety texture, this grass may be artificial but it is as real as it can be.



Grass Roll: 15x25', 15x50'

STONEarch  
ARTIFICIAL GRASS



STONEarch  
CLEAN SEAL

CleanSeal is a premium line of cleaners and sealers designed to protect and enhance natural stone and outdoor porcelain surfaces. Developed by STONEarch and Porcea Stone, CleanSeal products offer professional-grade solutions for maintaining the beauty and longevity of exterior surfaces.



All Surface Sealer

Protects natural stone & grout joints from stains. Quick drying water based technology.

Organic Stain Remover

Cleans and degreases, eliminating tough organic stains such as coffee, wine, grease, dirt and tire marks.



2-in-1 Color Enhancer & Sealer

Matte finish penetrating color enhancer, UV resistant & non-yellowing. Dual action - seals & enhances surfaces.

Rust & Haze Remover

Clears away cement grout haze, efflorescence, lime stains, hard water deposits, rust, paint, and inorganic dirt.



MADE IN ITALY. DESIGNED FOR NORTH AMERICA.



# THE PORCEA DIFFERENCE

Porcea Stone specializes in premium outdoor porcelain pavers for residential and commercial applications. As leaders in product innovation, our extensive experience in fabrication and sourcing allows us to offer the widest range of outdoor porcelain products in North America.

## INSTALLABLE AT



SHOPPING CENTRES,  
HOTELS & OFFICES



TERRACES, PARKS  
& PUBLIC AREAS



POOLS, PATIOS  
& BACKYARDS



DRIVEWAYS  
& WALKWAYS

Porcea Tiger White


# QUALITY IS IN OUR DNA



### RESISTANT TO FREEZE-THAW CYCLES

Resistant to freeze-thaw cycles with temperatures ranging from -50°C to +60°C, and also time-tested in North America.

ISO545-9: Thermal Shock Resistant  
ISO545-12: Frost Resistant



### ANTI-SLIP & HIGH TRACTION

Great traction with a high dynamic coefficient of skid resistance (DCOF) and slip ratings exceeding R11.

ANSI A137.1 (Tile Slip): DCOF  $\geq$  0.42  
DIN 51130 (Ramp Test):  $\geq$ R11  
DIN 51097 (Barefoot Test): Group C



### RESISTANT TO SALT/MOSS/STAIN

Highly resilient material that can be easily washed with water and not prone to staining from chemicals, acids, salts, moss, or mildew

ISO545-13: Chemical Resistant  
ISO545-14: Stain Resistant



### RESISTANT TO COLOUR CHANGE

Unlike natural stone and concrete, porcelain does not easily fade with sunlight or from exposure to UV radiation

DIN 51094 (Light Fastness): Resistant to Fading



### LOW WATER ABSORPTION

$\leq$ 0.5% absorption of water allows for high structural strength, a durable long-lasting material, and suitability for many climates

ISO545-3: Water Absorption  $\leq$ 0.1%



### FORCE & ABRASION STRENGTH

Durable material that can resist impact/force, and a MOHS hardness rating of 6-8 makes it as durable as granite

ISO545-4: Strength >10,000 N (2 cm)  
>29,000 N (3 cm)  
ISO545-6: Deep Abrasion  $\leq$  145 mm

**Residential:** Driveways, walkways, pools decks, patios, home cladding  
**Commercial:** Terraces, walkways, sidewalks, restaurants decks, parking lots, building facades

Disclaimer: All porcelain pavers vary slightly in technical properties based on factors such as composition of raw materials, baking time, and baking temperatures. Porcea Stone specializes in high quality pavers, however test results can vary slightly from batch to batch. We can work with you to offer product testing and reports for your specific project.

# PORCEA 20 MM COLLECTION




Porcea Algonquin



Porcea Amalfi



Porcea Aura White



Porcea Black Opal



Porcea Casablanca




Porcea Indus



Porcea Indus White



Porcea Moongrey



Porcea Rio Black



Porcea Silver Valley



Porcea Cashmere



Porcea Coast



Porcea Creek Light




Porcea Crema Antico




Porcea Eramosa



Porcea Slate Grey



Porcea Terrazzo



Porcea Thundercloud



Porcea Travertino




Porcea Tundra



Porcea Gray Tusk



Porcea Greige



Porcea Gris



Porcea Ice Grey



Porcea Imperial



Porcea Timber Series



Porcea Almond



Porcea Seashell



Porcea Nero

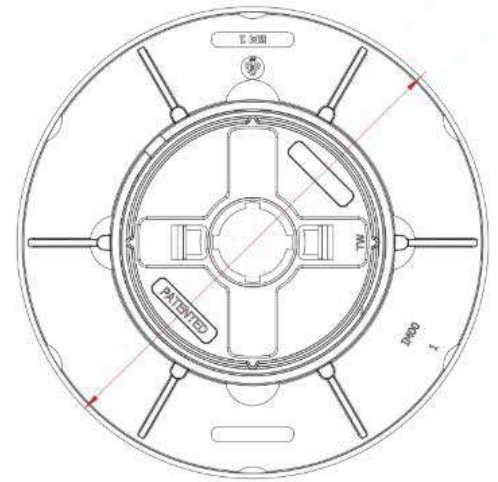


Porcea Silver

# PORCEA 30 MM COLLECTION



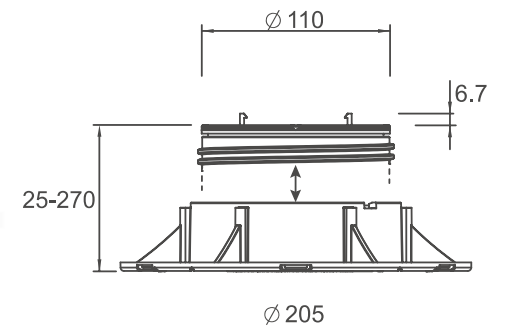
Porcea Abalone



**PORCEA**  
**PEDESTALS**

Perfect solution for installing outdoor porcelain tiles with precision and ease. Designed to accommodate a wide range of project requirements, our pedestals offer flexibility, durability, and unparalleled functionality.

### PORCEA ADJUSTABLE & FIXED HEIGHT PEDESTALS




Note: Additional attachments & extensions are available upon request

### PORCEA TELESCOPIC & SELF-LEVELING PEDESTALS



### PORCEA PAVER TRAY



Porcea Safety Grid:  
506x506x40 mm

### PORCEA ADDITIONAL ACCESSORIES



Porcea Plastic Spacer



Porcea Upper & Lower Edge Clips



Porcea Low Height Pedestal: 10-15 mm



Porcea Rubber Shims: 3 mm



Porcea Stone Wind Uplift





**STONE**arch  
LEADERS IN NATURAL STONE

**PORCEA**  
LEADERS IN OUTDOOR PORCELAIN



lightbeans

## INNOVATION

With over 25 years of experience in supporting architects and designers, our expert team is well equipped to source the specific materials you need for your project.

Download our 3D textures and visualize your projects as envisioned, taking your concepts one step closer to reality.

Learn more at [www.stonearch.ca](http://www.stonearch.ca) on how we can help your project stand out.

### OUR 3D TEXTURES ARE COMPATIBLE WITH THE INDUSTRY'S GREATEST SOFTWARES

Works for 3D applications, CAD, AR and VR softwares, real-time and ray tracing renderings.

**3** AUTODESK  
3DS MAX

**M** AUTODESK  
MAYA

**A** AUTODESK  
ARNOLD

**R** AUTODESK  
REVIT

**unity**

**SketchUp**

**v-ray**

**corona**

**ENSCAPE**

**Maxwell**

**CINEMA4D**  
by MAXON

**blender**

**UNREAL**  
ENGINE

**LUMION**

**Twinmotion**

And many more!



# SIZE CHART

FLAGSTONE PAVERS (Saw Cut)	ROCK-FACED COPINGS	STRAIGHT-CUT COPINGS	REBATED COPINGS	WALL COPINGS	POOL COPINGS
JUMBO SLABS	STEPS	CURBS	PIER CAPS	PEBBLES	STONE GRID
Products	Thickness	Sizes			
PAVERS - Saw Cut	1, 1.25"	12x12, 12x24, 18x24, 24x24, 18x36, 24x36"			
	25, 30mm	300x300, 300x600, 450x600, 600x600, 450x900, 600x900 mm			
PAVERS - Combo	1, 1.25"	12x12 (12 pc), 12x18 (10 pc), 12x24 (10 pc), 18x24 (11 pc), 24x24" (10 pc)			
	20, 30mm	300x300, 300x450, 300x600, 450x600, 600x600 mm			
PAVERS - Combo (L)	1, 1.25"	12x24 (11 pc), 18x24 (16 pc), 24x24 (8 pc), 24x36" (8 pc)			
	20, 30mm	300x600, 450x600, 600x600, 600x900 mm			
PIER CAPS	2, 3"	21x21, 24x24, 28x28"			
	50, 70mm	535x535, 610x610, 710x710 mm			
COPINGS - Rock Cut	2"	12x48, 12x60, 12x72, 16x48, 16x60, 16x72"			
	50mm	305x1220, 305x1525, 305x1830, 405x1220, 405x1525, 405x1830 mm			
COPINGS - Edge	1.25"	12x48"			
	30mm	305x1220 mm			
COPINGS - Wall	2"	14x48, 14x72"			
	50mm	355x1220, 355x1830 mm			
COPINGS - St. Cut	2"	12x48, 12x72, 16x48, 16x72"			
	50mm	305x1220, 305x1830, 405x1220, 405x1830 mm			
COPINGS - Pool	2"	12x48"			
	50mm	305x1220 mm			
COPINGS - Rebated	1.25/2"	12x48"			
	30/50mm	305x1220 mm			
STEPS	6"	16x48, 16x60, 16x72, 16x96"			
	150mm	405x1220, 405x1525, 405x1830, 405x2440 mm			
STEPS	7"	16x48, 16x60, 16x72, 16x96"			
	170mm	405x1220, 405x1525, 400x1830, 400x2440 mm			
CURBS	6, 7"	6x48, 7x48"			
	150, 170mm	150x1220, 170x1220 mm			
FRENCH COBBLES	1.25"	8x8, 8x16, 16x16, 16x24" (French Pattern)			
	30mm	200x200, 200x400, 400x400, 400x600 mm			
JUMBO SLAB	2"	24x48, 24x72, 36x72, 36x96, 48x72, 48x96"			
	50mm	610x1220, 610x1830, 915x1830, 915x2440, 1220x1830, 1220x2440 mm			
PEBBLES	1.25-2", 2-3"	1.25-2" - 25 kg bags, 1 ton bag			
	30-50, 50-75mm	2-3" - 1 ton bag			
STONE GRID GABION	0.23" galv. mesh	40x20xH20, 40x20xH40, 40x10xH20, 40x10xH40"			
	5.8mm galv. mesh	1000x500xH500, 1000x500xH1000, 1000x250xH500m, 1000x250xH1000 mm			

• The above information is indicative only and may vary from colour to colour  
 • Tolerance: ± 2-5 mm • Custom sizes available on order.

# STONEarch COLLECTION

		PAVERS (SAW-CUT)	PIER CAPS		COPINGS - ROCK-CUT	COPINGS - EDGE	COPINGS - WALL	COPINGS - ST. CUT	COPINGS - POOL	COPINGS - REBATED	STEPS		CURBS		COBBLES	JUMBO SLABS	
COLOURS		1"	1.25"	2"	3"	2"	1.25"	2"	2"	2"	1.25/2"	6"	7"	6"	7"	1.25"	2"
SANDSTONES	DOVE	•	•		•	•	•	•		•		•	•	•	•		•
	FLINT	•	•		•	•	•					•	•	•	•		•
	SAGA	•	•		•	•	•			•		•		•			
	SLATE GRAY	•	•		•	•	•	•	•	•	•	•	•	•	•		•
LIMESTONES	BLACK	•	•		•	•	•	•	•	•	•	•		•			•
	INDUS GRAY	•	•	•		•			•	•		•					•
	SILVER VALLEY	•	•		•	•	•	•	•	•	•	•	•	•	•		•
	SILVER ANTIQUE	•	•		•	•	•	•	•	•	•	•	•	•	•		•
	MODERNO BEIGE		•	•						•	•						•
GRANITES	NORDIC GRAY		•			•		•	•			•					
	ONYX BLACK	•	•	•		•	•	•	•	•	•	•	•	•	•		•
	WHITE STAR		•			•	•	•				•					
	MUSKOKA SILVER	•	•			•	•	•					•				•
TRAVERTINES	GRAY MIX		•					•								•	
	IVORY MIX		•					•								•	

---

# STONEarch INSPIRATION CENTRE

---

## IMAGINE


Let your imagination soar as you envision your perfect outdoor retreat, surrounded by the rich textures and hues of our natural stone displays, each telling a story of enduring beauty.

## VISUALIZE

With every step, see your dreams materialize before your eyes in our outdoor showroom, where personalized guidance and breathtaking vistas merge to shape the sustainable oasis you've always envisioned.

## INSPIRE

Feel the whispers of nature's elegance as you wander through our outdoor stone haven, igniting a spark of inspiration for your own timeless landscape masterpiece. Reach out to us today to schedule your exclusive invitation.



*Book your appointment today!*

Call us on 905-857-6600  
e-mail us on [stone@stonearch.ca](mailto:stone@stonearch.ca)  
or visit us at [www.stonearch.ca](http://www.stonearch.ca)



**SCAN THE QR CODE TO CONTACT US**



Scan the QR code  
for a digital catalog.



12393 Coleraine Drive, Bolton, Ontario L7E 3B4 Canada  
t 905.857.6600 | 1.888.355.6678  
www.stonearch.ca | stone@stonearch.ca

 [facebook.com/stonearch.ca](https://facebook.com/stonearch.ca)

 [instagram.com/stonearch.ca](https://instagram.com/stonearch.ca)

 [twitter.com/stonearchca](https://twitter.com/stonearchca)

 [houzz.com/pro/stonearchca](https://houzz.com/pro/stonearchca)



Our commitment is to ensure highest quality standards possible. We recommend review of a few samples before purchase. Variation in color, texture, size and weathering is a natural property of stone. We are not liable to any damage to our products due to improper installation, use of chemicals, de-icing salts etc. The information provided in this catalogue is only indicative.