


How to Access the Wyke Applicant Portal

The Wyke Applicant Portal is an easy and convenient way to keep your application to study at Wyke Sixth Form College up to date.

You will use this to confirm your attendance at Wyke Start, so it's important you can access it.

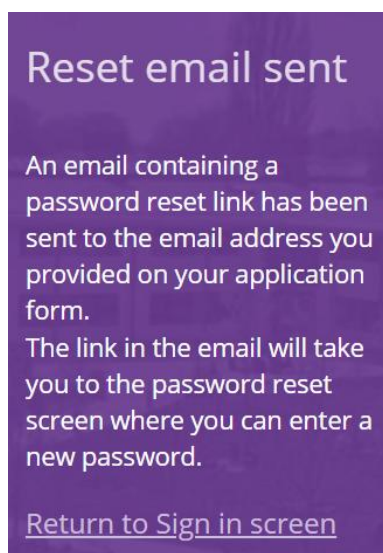
1. Go to the Applicant Portal at <https://applicantportal.wyke.ac.uk>



2. Enter your Student Number and date of birth – don't worry if you can't remember your password – you can re-set it by selecting 'Forgotten your password?'

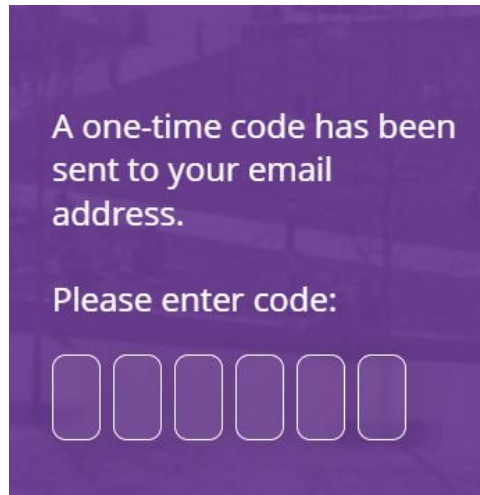
A screenshot of the Applicant Portal sign-in form. The form is titled 'Sign in to the ApplicantPortal'. It has three input fields: 'S-NUMBER' with the value 'S0038862', 'DATE OF BIRTH' with the value '31/12/2008', and 'PASSWORD' with a masked password '.....'. There is a 'Forgotten your password?' link below the password field. A 'SIGN IN' button is at the bottom.

3. If you have forgotten your password, clicking this link will send a password reset email to the email address you provided on your application. You can use the link provided in this email to reset your password.

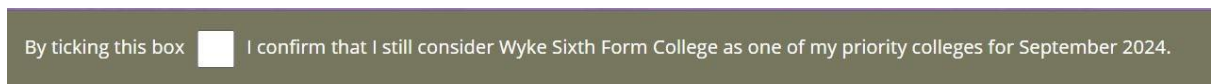


4. After resetting your password, you can now use this to access the portal.

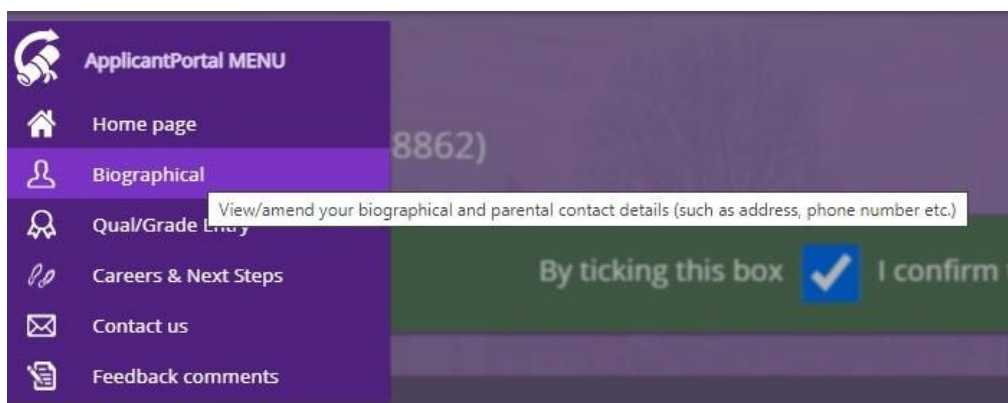
5. When you enter your new password, we will send a one-time code to your email address. Again, this is the email address you provided on your application. You will need to enter this one-time code on the next screen to access the Portal.



6. You're in! At the top of the Applicant Portal, you will need to tick the box to confirm your offer of a conditional place.



7. You will also need to check you have included all of the Biographical information for both you and your Parent/Guardian. To access this, go to the Applicant Portal menu and click on 'Biographical'



8. To add/edit any information, click on the padlock in the top right-hand corner of the screen. To save any changes click on the green tick in the top right-hand corner of the screen.



9. Once you have completed your portal tasks, make sure to sign out by returning to the home page. The Sign out button is on the bottom right-hand side of the screen.

