


# Life Cycle Assessment Certificate




This certificate validates the impact of Not Quite Meat's

## Like Nuggets










System boundary: Cradle-to-processing-gate



### Impact Categories

	 <b>GHG Emissions</b> (kg CO <sub>2</sub> e)	 <b>Land Use</b> (m <sup>2</sup> year)	 <b>Water Use</b> (L)
Per kg	2.10	0.80	72
Per 320g	0.45	0.23	29

### Product Life Cycle

	(kg CO <sub>2</sub> e)		(m <sup>2</sup> year)		(L)	
	per kg	per 320g	per kg	per 320g	per kg	per 320g
Farm 	0.32	0.07	0.64	0.18	43.20	17.40
Processing 	1.05	0.23	0.027	0.0077	14.4	5.80
Packaging 	0.23	0.05	0.027	0.008	2.98	1.20
Transport 	0.19	0.04	0.027	0.008	6.38	2.57
Retail 	-	-	-	-	-	-
End mile 	-	-	-	-	-	-
Loss 	0.21	0.05	0.04	0.012	3.60	1.45
Cooking 	-	-	-	-	-	-
Food Waste 	0.11	0.02	0.04	0.012	1.44	0.58

### Data Quality

#### Foodsteps data

	GHG Emissions	Land Use	Water Use
Rating	Very Good	Good	Good
Score	4.7/5	4.5/5	3.9/5

#### Not Quite Meat's data

Foodsteps verified the data entered by Not Quite Meat to ensure that it was plausible and real data of sufficient quality to support external communication of impact. The following points summarise the quality of the data entered:

- The data was from the facilities producing the exact product rather than similar products.
- The data was collected from facilities in the USA. The product is produced in the USA, Canada, and France.
- The data was collected from within the two most recent annual administration periods
- The data is sampled from 5 of a possible 7 production sites accounting for 78% of production volume, without any averaging over multiple time periods.
- Data entered was measured but not verified internally or externally.

## Ingredients and Sourcing

Ingredients	Foodsteps ingredient*	Country of Origin	Data Quality Rating   Score
Rapeseed oil	Rapeseed oil	Average Sourcing	Good   3.9/5
Wheat flour	All-purpose-flour	United States	Very Good   4.6/5
Modified corn starch	Corn starch	United States	Very Good   4.1/5
Water	Water	United States	Good   3.6/5
Faba bean protein	Fava bean protein	Average Sourcing	Good   3.3/5
Breadcrumbs	Bread	United States	Fair   2.8/5
Coconut Oil	Coconut Oil	Average Sourcing	Good   3.4/5
Pea Starch	Pea Starch	Phillipines	Very Good   4.4/5

\* This is the food item in the Foodsteps database that has been used to provide impacts for the ingredient in the product. Where these do not match, we have reviewed the available data and provided the best available proxy for the ingredient.

## Scope of Assessment

The assessment considered a **cradle-to-processing-gate system boundary**, including farm, ingredient transport, product processing and storage, and product packaging. It assumed product processing occurred in the **United States**, and ingredients were sourced from the **countries listed in the Ingredients & Sourcing section**.

The assessment incorporates **primary data where available**, including ingredients, country of origin, processing energy use and loss.

This assessment has been **manually verified by Foodsteps**. The review consisted of plausibility checks, evidence checks, and provision of further information to contextualise the data entered by **Not Quite Meat**.

For more information on the method used in this calculation, please refer to the [methodology document](#).

The assessment covers activities in the production of the product from 1st January 2023 to 31st December 2023, and is **valid until 31st December 2024**.

Verification date: [22nd April 2024](#)

Signed:



Joe Duncan-Duggal  
Chief Scientific Officer

