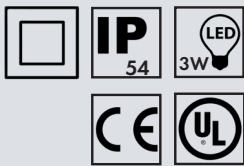


CL-613

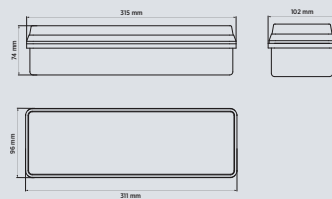
Emergency Light



Details



Schematic

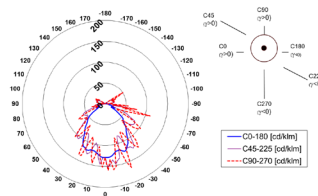


Type	LED emergency light
Mounting	Sidewall, ceiling
Light source	50.000h operational time, 6000K color temperature
Luminous flux	294 lm
Warranty	5-years warranty
Dimensions	315x102x74mm
Housing color and material	White, black plastic
Cable connection	Max. 2.5mm ² cross-section solid or sleeved twisted wire
Operating mode:	Non-maintained / Maintained
Constant nominal ambient temperature range	0 °C < T _a < 45 °C

LED safety light with IP54 protection for ceilings or sidewalls. Maintained function with the built-in 1W LED.

Mounting height (m)		2.5	3	4	6	8	10	15
Escape route min 1 lux	Transverse mounting	7.43	8.38	9.71	10.58	10.68	8.29	0
	Escape mounting	3.27	3.55	3.73	3.8	2.07	0	0
Axial mounting	Escape mounting	9.37	10.09	11.19	11.56	10.27	6.18	0
	Axial mounting	4.14	4.52	3.78	2.99	1.65	0	0

CL-613 világítótest fényábrára normált fényerősség-elosztási görbéje



Product name	System type	Main supply	Input current	Battery type/time	Product code
CL-613 Slave/Con/MB	Conventional main battery	AC 120-240V	32mA	NIMH 600mA 1 h	300037
CL-613 Slave/Con/MB	Conventional main battery	AC 120-240V	32mA	NIMH 1600mA 3 h	300086
CL-613 Slave/MB	Addressable main battery	AC 120-240V	32mA	NIMH 600mA 1 h	300038
CL-613 Slave/MB	Addressable main battery	AC 120-240V	32mA	NIMH 1600mA 3 h	300087
CL-613 Slave/RF/MB	Addressable wireless main battery	AC 120-240V	32mA	NIMH 600mA 1 h	-
CL-613 Slave/RF/MB	Addressable wireless main battery	AC 120-240V	32mA	NIMH 2400mA 3 h	-
CL-613 Slave/RF/MB	Addressable wireless main battery	AC 120-240V	32mA	NIMH 2400mA 3 h	-