

Standing Seam Panels

NRM-1000 1½" CLIP SYSTEM



NRM-1750 1¾" CLIP SYSTEM




NRM-2000 1½" CLIP SYSTEM



NRM-5000 1" SNAP-LOCK SYSTEM



NRM-6000 1" SNAP-LOCK SYSTEM




NRM-1000 & NRM-2000 Specific for panels with 1½" ribs

NRM-5000 & NRM-6000 Specific for panels with 1" ribs

NRM-1750 Specific for panels with 1¾" and 2" ribs

UNIVERSAL Works with any standing seam panel



AN OMNIMAX PORTFOLIO BRAND

Washington 253.833.7228

California 909.748.6836

Sales@NuRayMetals.com

C120 1½" Notched Ridge 	S550 1" Notched Ridge 	A170 1¾" Notched Ridge 	C128 1½" Standard Z-Closure 	S558 1" Standard Z-Closure 	A178 1¾" Standard Z-Closure 	
C121 1½" Notched Shed Ridge 	S551 1" Notched Shed Ridge 	A171 Notched Shed Ridge 	C129 1½" Vented Z-Closure 	S559 1" Vented Z-Closure 	A179 1¾" Vented Z-Closure 	
C122 1½" Notched L/H Transition 	S552 1" Notched L/H Transition 	A172 1¾" Notched L/H Transition 	C130 1½" Standard Sidewall 	S560 1" Standard Sidewall 	A180 1¾" Standard Sidewall 	
C123 1½" Notched H/L Transition 	S553 1" Notched H/L Transition 	A173 1¾" Notched H/L Transition 	Chimney Flashing 	S107 Vented Endwall 	S112 Snow Break 	
C124 1½" Notched Endwall 	S554 1" Notched Endwall 	A174 1¾" Notched Endwall 	S103 Big Eave 	S108 Drip Edge Eave 	S113 Hook Eave 	
C125 1½" Standard Gable 	S555 1" Standard Gable 	A175 1¾" Standard Gable 	S104 Prow Gable 	S109 Standard Valley 	S114 Snow Valley 	
S101 Back Pan 	C126 1½" Narrow Gable 	S556 1" Narrow Gable 	A176 1¾" Narrow Gable 	S105 Standard Ridge/Hip 	S110 Shed Ridge 	S115 Vented Shed Ridge
S100 Vented Ridge 	C127 1½" Snow Gable 	S557 1" Snow Gable 	A177 1¾" Snow Gable 	S106 High/Low Transition 	S111 Low/High Transition 	S116 Gable Cleat

NU-RAY METALS

Exposed Fastener Panels

NRM-4500 36" w Screw-Through




Please Note
7000 Panel is 1/4" larger dimension


NRM-7000 Industrial 7.2 Rib



NRM-9000 Multiple-Use Panel



NRM-PBR 36" w Screw-Through



AN OMNIMAX PORTFOLIO BRAND

Metal Roofing & Siding Trim Guide



<p>H700 1 1/4" C-Metal</p> <p>*7000 Panel: 1 5/8"</p>	<p>H706 3/4" C-Metal</p> <p>Varies 1-2"</p>	<p>W900 1" C-Metal</p> <p>Varies 1-2"</p>
<p>H701 1 1/4" Base Flashing</p> <p>*7000 Panel: 1 1/2"</p>	<p>H707 3/4" Base Flashing</p>	<p>W901 1" Base Flashing</p>
<p>H702 1 1/4" Standard Gable</p> <p>*7000 Panel: 1 3/4"</p>	<p>H708 3/4" Standard Gable</p>	<p>W902 1" Standard Gable</p>
<p>H703 1 1/4" Compensating Gable</p> <p>*7000 Panel: 1 3/4"</p>	<p>H709 3/4" Compensating Gable</p>	<p>W903 1" Compensating Gable</p>
<p>H704 1 1/4" Outside Corner</p>	<p>H710 3/4" Outside Corner</p>	<p>W904 1" Outside Corner</p>
<p>H705 1 1/4" Inside Corner</p>	<p>H711 3/4" Inside Corner</p>	<p>W905 1" Inside Corner</p>
<p>E603 Ridge Cap</p>	<p>S100 Vented Ridge</p>	<p>S105 Standard Ridge</p>
<p>S110 Shed Ridge</p>	<p>E602 Sidewall</p>	<p>S102 Standard Endwall</p>
<p>S106 High/Low Transition</p>	<p>S111 Low/High Transition</p>	<p>S109 Standard Valley</p>
<p>S112 Snow Break</p>	<p>Valley Cleat</p>	<p>Coping</p>
<p>Gable Support</p>		



NURAYMETALS.COM