

"Buzz..+BusyBee"

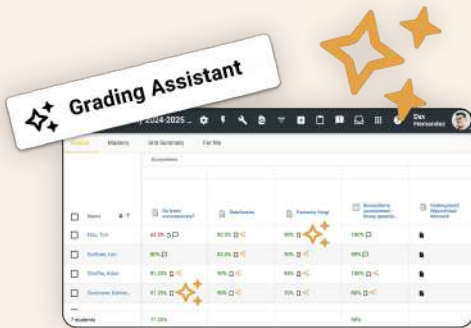
# Back-to-School Checklist 2025

Welcome to Your Most Impactful Year Yet!

BusyBee isn't just a set of AI features—it's your partner for deeper teaching, more personal feedback, and student growth. Here's how to use BusyBee to reclaim your time and invest it where it matters most.



## 1 BusyBee Grading Assistant



### What it does:

Automates scoring and drafts personalized feedback for student submissions.

### So what?

Use your time savings to...

- Meet individually with students who need a nudge or a challenge.
- Review BusyBee's suggested feedback and use it as a launchpad for targeted coaching.
- Quickly spot trends, see who's excelling or struggling, and act on that data.
- Or use the extra time to wrap up grading before dinner or take a short PD session.



### Action Steps

- ☐ Enable Grading Assistant in your course.
- ☐ Each week, use saved time to conference with at least one student—or spend a moment recharging.



## 2 BusyBee AI-Powered Chats



### What it does:

Offers safe, adaptive, and engaging AI conversations for students—debates, interviews, brainstorming, and more.

### So what?

Leverage chats to...

- Give quiet or hesitant students a voice and a safe practice space.
- Use chat transcripts to identify misconceptions or spark class discussions.
- Assign a BusyBee Chat as a warm-up so you can focus on small-group work or catch up on planning.

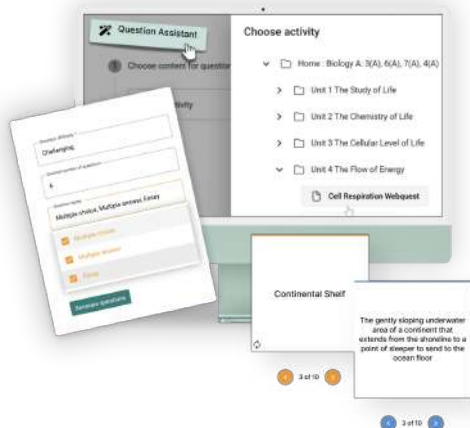


### Action Steps

- ☐ Assign your first BusyBee Chat.
- ☐ Review transcripts and jot down follow-up questions for your next lesson.



## 3 Study Tools & Question Assistant



### What it does:

Generates instant practice questions and feedback, available 24/7 for students.

### So what?

Turn student self-assessment into actionable insight.

- Use class data to identify “sticky” concepts for reteaching.
- Encourage students to reflect on feedback and set learning goals.
- With students practicing independently, you might mentor a colleague, review a PD article, or leave school on time.



### Action Steps

- ☐ Introduce students to BusyBee Study Tools.
- ☐ Use analytics to plan a short, targeted reteach or enrichment.



## 4 Add Activity Experience



### What it does:

Makes it faster and easier to add, organize, and discover activities in Buzz.

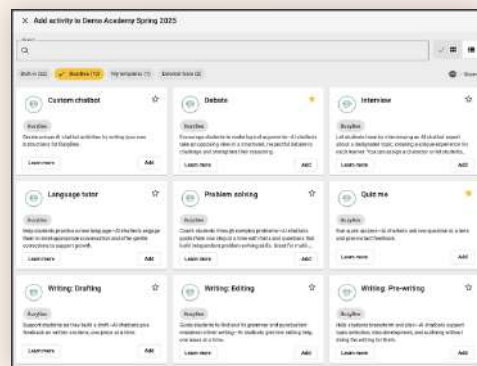
### So what?

Spend less time on logistics, more on relationships and innovation.

- Use the extra minutes to try a new instructional strategy, connect with a colleague, or simply enjoy a quieter afternoon.
- The time you save isn't just efficiency; it's a buffer against burnout that makes your day more sustainable.

### Action Steps

- ☐ Explore the new Add Activity workflow.
- ☐ Use your time savings to experiment or collaborate—or just breathe.



BusyBee gives you **more than efficiency**—it gives you freedom to teach, connect, and inspire. Use every minute you save to **make a difference for your students** and yourself.

## Ready to get started?

Download this checklist, try one tip per week, and see how BusyBee transforms your classroom—and your day.

