




How to Heat with termios Pro

termios Pro works just like a conventional thermostat. Simply turn it to the right (warmer) or left (cooler) to select your desired room temperature.

You can choose between the following settings:

Setting	Meaning
	Snowflake: The device is in frost protection mode (6 °C). This prevents the heating system from freezing when the room temperature is very low. When switching to this setting, it may take up to 30 minutes for the radiator to cool down completely.
1	Absolute Levels: Choose between levels 1 to 5 to set your desired room temperature. The higher the number, the warmer the room. Once the room reaches the set temperature, the thermostat maintains it. If the room is already at the set temperature, the radiator won't continue heating. It may take up to 10 minutes to reach the desired temperature.
1  2	Intermediate Levels: For more precise temperature control, intermediate settings (e.g., 1.25, 1.50, 1.75) are also available. These are positioned between two absolute levels and are displayed as shown. The arrow indicates the current setting (e.g., 1.25).
	Summer Mode: The thermostat's summer mode activates automatically when no heating activity is detected over an extended period, in order to reduce battery consumption. The thermostat exits summer mode either automatically—when it detects heat from the radiator again (e.g. in autumn)—or on request: if a user attempts to operate the thermostat, it checks for the presence of heat by fully opening the valve. If heat is detected, the device returns to normal mode; otherwise, it remains in summer mode.

Recommended Settings

Recommended Room Temperatures	Daytime		Nighttime	
	Temperature	Thermostat Setting	Temperature	Thermostat Setting
Hallway	16-18 °C	2-3	16-18 °C	2-3
Living Room	19-21°C	3-4	16-18 °C	2-3
Bedroom	19-21°C	3-4	16-18 °C	2-3
Children's Room	19-21°C	3-4	16-18 °C	2-3
Kitchen	19-21°C	3-4	16-18 °C	2-3
Bathroom	20-22°C	4-5	20-22 °C	4-5

termios Pro enables hydraulic balancing. This ensures that the heating water is optimally distributed to all radiators in the building. Each room receives the necessary amount of heat, preventing over- or under-supply.

Are you away on a trip, out during the day, or is a window open? Your new thermostat automatically adjusts the room temperature. The nighttime temperature reduction also helps save additional energy and costs. You won't have to sacrifice comfort: the thermostats detect your comfort temperature and automatically adapt to it.



Your benefits

- **Save up to 30% on energy and heating costs:** termios Pro significantly reduces energy consumption, benefiting both the environment and your wallet.
- **Enjoy maximum comfort:** With termios Pro, every room reaches your individual comfort temperature.
- **Data protection:** To securely collect and process your data, we comply with all GDPR regulations.

Do you have questions?
Visit www.termios.de/mieterinfo or
scan this QR code:

