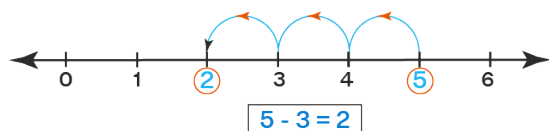


# Year 1 Home Learning 13th November 2025

## Maths

This week we have been focusing on subtracting using a numberline.



For your home learning this week have a go at the sheet on the next page by using the numberline to fill in the missing subtraction sentences.

To help you with this method watch this video:

<https://www.youtube.com/watch?v=5XjQH0AV6-M>

You can also log on to MyMaths (login is in your reading record) to practise counting objects



## Reading

Try to remember to read your book for 10 minutes everyday.

## Phonics/spelling

This half-term we are focusing on

Phase 4 mastery in Phonics as well as recapping our CEWs

For your home learning this week have a go at these spellings:

- |         |         |
|---------|---------|
| 1. said | 2. so   |
| 3. like | 4. do   |
| 5. no   | 6. some |

How many times can you write each word in 1 min? Can you beat your score?

Can you spot these CEWs in the books you are reading?

I have also attached the CEWs given at parents evening to help you practise the CEWs at home.

## Topic

This week we have been learning all about Fossils. For your home learning this week have a look at these pictures of different fossils and write down what you think they could be. Use the example below to get you started.



I think this is a dinosaur skull.

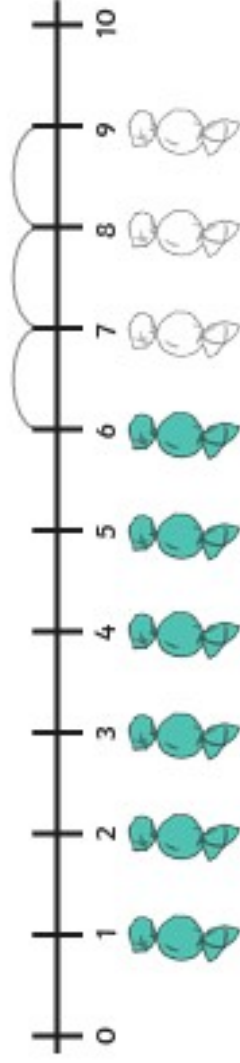


As a challenge you could draw your own fossil and write a sentence describing what it is a fossil of.

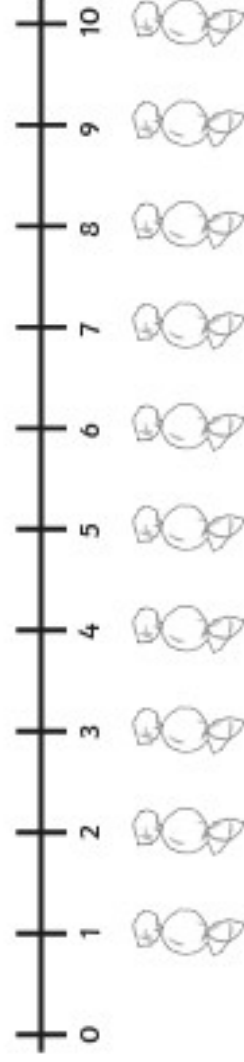
# Number Line Subtraction

Example

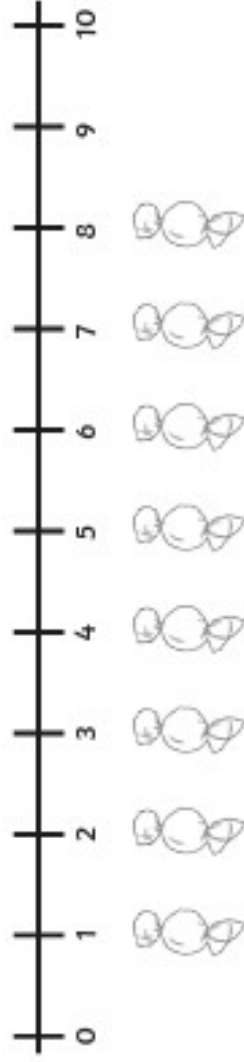
$$9 - 3 = 6$$



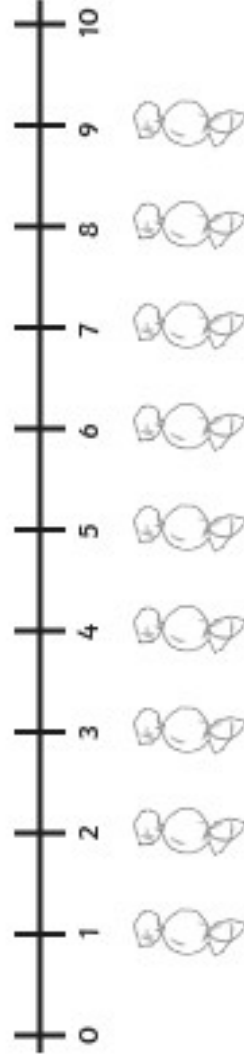
$$10 - 5 =$$



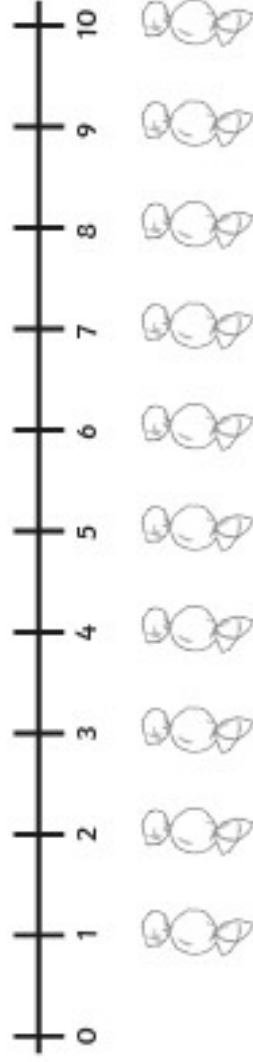
$$8 - 6 =$$

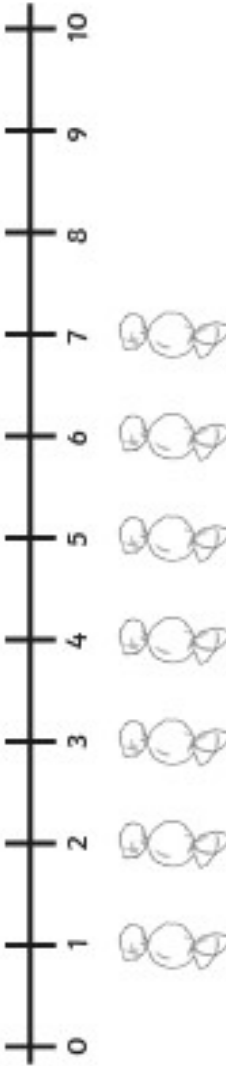
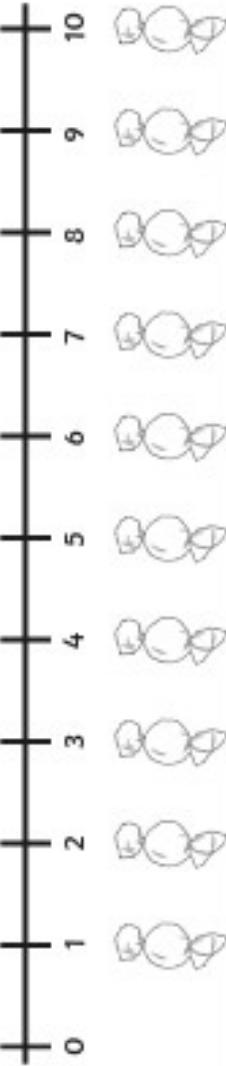
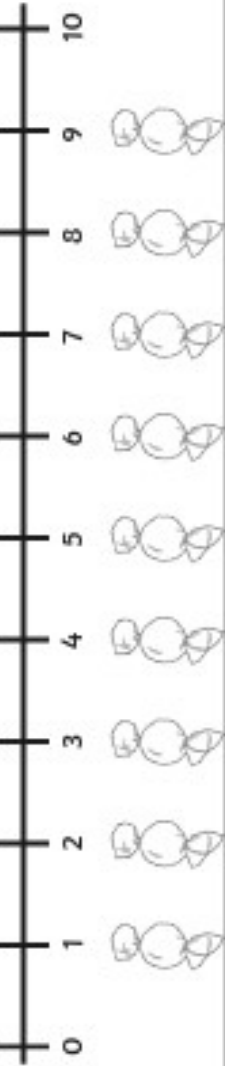
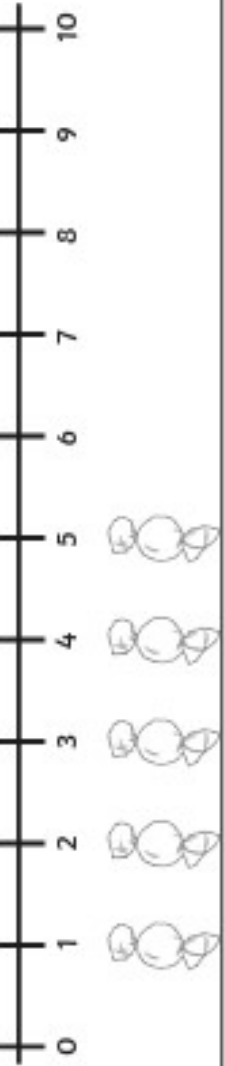
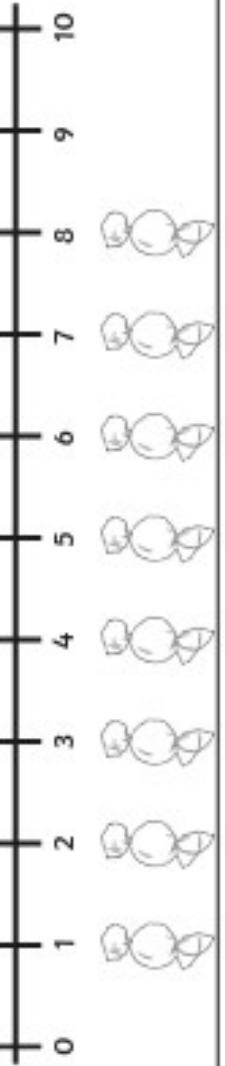
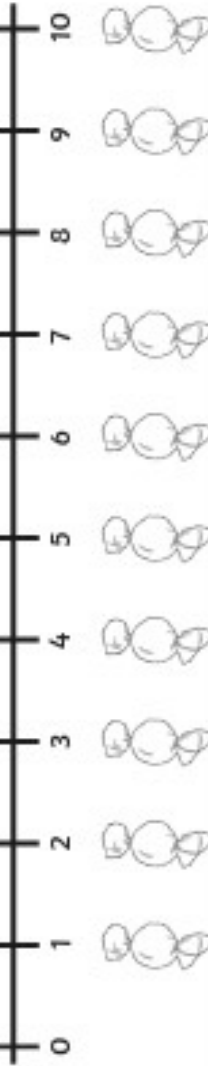


$$9 - 4 =$$



$$10 - 3 =$$



$7 - 4 =$	
$10 - 6 =$	
$9 - 2 =$	
$5 - 3 =$	
$8 - 5 =$	
$10 - 9 =$	

the

to

into

no

I

go

me

we

be

he

she

was

you

they

all

are

my

her

said	have	like
so	do	some
come	were	there
little	one	when
out	what	