

# Year 1 Home Learning 14th May 2026

## Maths

In maths this week we have been looking at mass.



Here's a helpful link to help you understand what mass is:

<https://www.bbc.co.uk/bitesize/articles/z428wty>

For your home learning have a go at completing the attached worksheet by ticking the heaviest object by looking at how many cubes each object weighs .



You could also logon to MyMaths (**Login is in your reading record**) to practice comparing mass.

## Phonics/spelling

This week we continued with **Phase 5 Mastery** in Phonics.

For your Home Learning this week have a go at the free games on phonics play to practice your **Phase 2-5** sounds.

**Buried treasure:**

<https://www.phonicsplay.co.uk/resources/phase/4/buried-treasure>

**Dragons den:**

<https://www.phonicsplay.co.uk/resources/phase/4/dragons-den>

**Picnic on Pluto**

<https://www.phonicsplay.co.uk/resources/phase/4/picnic-on-pluto>

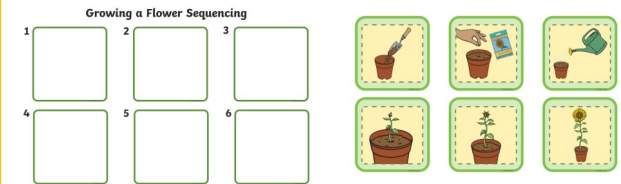
**Remember to keep practicing all the sounds we have learnt all the way from Phase 2 to Phase 5.**

## English

This week we have been looking at ' The Tiny Seed' By Eric Carle.

As part of our learning we planted seeds so we can watch them grow.

For your home learning this week have a go at sequencing the steps of growing a flower activity attached.



You could also choose to draw each step then write a sentence explaining it.

## Reading

**Try to remember to read your book for 10 minutes everyday.**



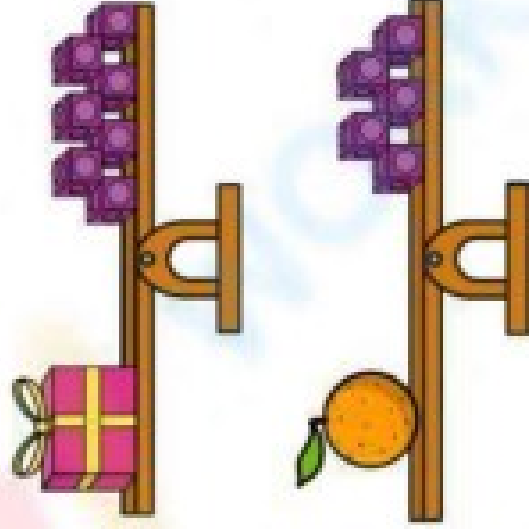
**Don't forget to bring in your books to be changed.**



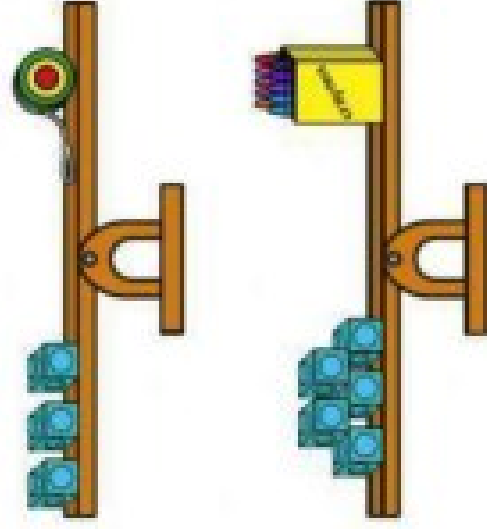
1 Which object is heavier?

Tick your answer.


a)



b)




c)




# Growing a Flower Sequencing


1




2




3



4



5



6

