

Holbeach

WEEKLY NEWSLETTER

Friday 5th June 2026

IMPORTANT DATES

Monday 8th - Friday 13th June

- Year 1 Phonics Screening Checks (see separate email)
- Year 4 Multiplication Tables Check (see separate email)

Tuesday 9th June

- 1T Educational Visit to Surrey Docks Farm
- Holbeach Hub Shop (9am in the school house)

Thursday 11th June

- 4F Class Assembly (Parents and carers invited to attend at 10:15am)
- 2W Educational Visit to The Horniman Museum (Plant Safari)

Friday 12th June

- 2A Educational Visit to The Horniman Museum (Plant Safari)
- School Photographer visiting (to take whole-class photographs).

Saturday 13th June

- Friends of Holbeach Fun Run (10am in Ladywell Fields see page 3)

Monday 15th - Friday 19th June

- Culture Week (more information on page 2)

Young Carers

On Wednesday, Tom Cunningham from Imago Community visited the school to talk to the children about being a Young Carer.

Imago Community supports young carers, young adult carers and unpaid adult carers to balance their caring responsibilities with their own needs.

Tom shared that as many as 1 in 5 children and young people are young carers in the UK. Some begin giving care from a very young age, and others become carers overnight. Many young carers don't see themselves as carers and miss out on getting the help and support they need and deserve.

For more details, click [here](#), see page 4 or speak with one of our Designated Safeguarding Leads.

1S Visit Surrey Docks Farm

On Thursday, the children in 1S visited Surrey Docks Farm where they had a workshop in which they learnt about the different parts of a plant that we eat. They also looked at different seeds and then they planted their own cress seeds to take home.

After lunch, they went on a tour of the farm to see all of the different produce that was growing before ending their day by feeding the sheep and goats. It was a brilliant trip!



A special mention has to be made for the children's behaviour as they were delayed in the morning, and it took 2 hours to get there with a significant amount of time sitting on the bus and having to change buses mid-route. They really did Holbeach proud!



Year 4 visit to The British Museum



On Tuesday, Year 4 visited The British Museum to look at the exhibition galleries that had artifacts and information about the ancient people of modern day Mexico.

They mainly investigated the sculptures and paintings from the Mayans but their attention was also drawn to the double-headed serpent that has survived since the time of the Aztecs. As always, the children really benefited from seeing these historic sources first hand.

"Drama4All" Workshops

On Tuesday, all of the children in Reception and Year 1 had a great time taking part in some extra drama workshops.

These lively workshops combined movement, storytelling and role-play as Peter Pan arrived at Holbeach with a problem that only the children could help him with. Captain Hook had stolen the treasure and each class had to help rescue it from The Jolly Roger and return it safely.

Thank you to Mrs Freeman for organising these drama opportunities. The children loved them.




Message from the Friends of Holbeach (FoH)

We are pleased to announce that there are still two exciting Friends of Holbeach events to take place during this final half of the Summer Term.

The **FoH Fun Run** is taking place on **Saturday 13th June** (10am in Ladywell Park). More details on page 2.

The annual **Friends of Holbeach Summer Fair** will be taking place on **Saturday 11th July from 11am until 2pm** at the school. More information will be communicated about this event in the coming weeks.

Remember, these events are free to all and are also lots of fun. However, they do take quite a bit of work to organise so if you are able to help out in any way on the day, please email us on friendsofholbeach@gmail.com and let us know that you are willing to help.



Holbeach Primary School
Culture Week 2026: A Celebration of Our World
Monday 15th – Friday 19th June

Dear Parents and Carers,

We are very excited to be able to let you know that the 2026 **Culture Week** is just around the corner!

From Monday 15th to Friday 19th June, our children will be learning about many different countries and cultures. They will be discovering these things through stories, art, food, language and much more. Culture Week always a wonderful time in school, full of fun, learning and celebration and is a fantastic opportunity for children to share and discover together.

This year, each year group will be exploring a different country. The chosen countries are: **Slovakia, France, Morocco, Eritrea, Fiji, Barbados, Australia and Japan.**

If you, or someone in your family, has a connection to one of these countries, we would love to hear from you!

You might be willing to:

- Share photos or stories about living or travelling there
- Bring in traditional food to taste
- Teach the children to count to 10 or say a few simple words
- Show special items, music or traditional dress


Even a **short visit can make a big difference** and bring the learning to life for our children.

If you would be happy to get involved, please speak to Mrs Akitoye, Miss Bell, Mrs Josephs, or contact the school office on 0208 690 4713.

Thank you for helping us make Culture Week a rich and memorable experience for everyone!

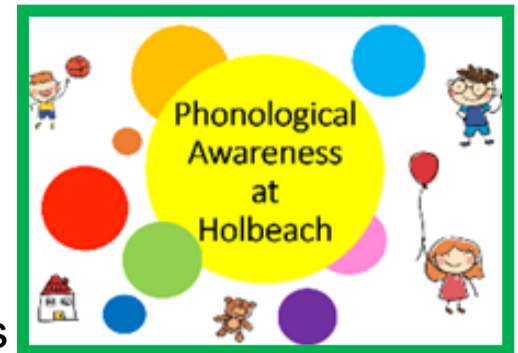
Warm wishes,

Mrs Akitoye & Miss Bell



Supporting Learning

Whole School Development of 'Phonological awareness'



This week, we have continued to focus on "Segmenting Sounds". Segmenting sounds in words means breaking a word down into its individual sounds, like taking the word "dog" and separating it into "d," "o," and "g." Working on this will help your child to be able spell much more accurately.

All children would benefit from...

Playing 'I Spy' with a twist: Play I Spy with your child but start with "I spy something with these sounds... t...r...ee... (tree)" In the beginning, leave a very small gap between sounds so it is easy for them to hear the word 'tree'

Once a child can break a word into individual sounds, then they can start to connect each sound to a letter. This skill helps children understand how sounds work together to form words, which is important for reading and writing.

Helpful Videos

Video 1: [click here](#)

Video 2: [click here](#)

Video 3: [click here](#)

**HOLBEACH
FUN RUN
2026**

**SATURDAY 13TH JUNE
10AM
LADYWELL FIELDS**

Holbeach children (and their grown-ups!) are all welcome to join our annual Fun Run. There is no cost but we do ask children to help fundraise if possible. Please look out for letters in book bags and hand in permission slips via the class teachers by Friday 5th June.

If you have any questions, email friendsofholbeach@gmail.com

Thursday 21st May 2026

Dear Parents and Carers,

RE: HOLBEACH PRIMARY SCHOOL FUN RUN 2026 – SATURDAY 13TH JUNE

The *Friends of Holbeach* are organising a school fun run for all Holbeach Primary School and Nursery pupils and teachers, and their families / carers on Saturday 13th June.

The event will start with a warm-up at **10am** in Ladywell Fields, near the children's playground. Children can run, walk or skip and the route will be two laps of the field by Lewisham hospital (2km). We encourage family members to join in and run (or walk or skip!) with their children.

The fun run is **free to enter** and all finishers will receive a special medal to celebrate their brilliant achievement.

The *Friends of Holbeach* aims to use this event to raise money to subsidise school trips and for other resources for school, and so we are asking children to gather sponsorship for their running if possible. We'll hand out a paper sponsorship form when children sign up and you can also share our online fundraising pages by email or on social media with friends and family.

- Our main page is on Wonderful - search for 'Friends of Holbeach Fun Run 2026' or use this link <https://wonderful.org/fundraisers/RLmJ>
- If you have trouble donating via Wonderful, you can use Givey (but please note it charges an automatic 5% per transaction) <https://www.givey.com/friendsofholbeachfunrun2026>

Please return the slip below to your class teacher by **Friday 5th June** at the latest and we'll make sure your child gets a race number and a paper sponsorship form.

If you have any questions about the Fun Run or if you can volunteer to help out on the morning e.g. as a marshal, please get in touch with Hannah Williams or email: friendsofholbeach@gmail.com

We look forward to seeing you on Saturday 13th June!


Friends of Holbeach – Reply Slip

Pupil: Class: will be attending the Fun Run on 13th June 2026

Signed:

Relationship to pupil:

Safeguarding Update



Safeguarding Notice

Safeguarding children at Holbeach is **everyone's** responsibility

If you have any concerns regarding the safety and welfare of any child within our school, then please ask to speak with one of the following people:

Designated Safeguarding Lead
Tom Bulpitt (Headteacher)



Deputy Safeguarding Leads
Phil Morriss (Deputy Headteacher)
Annette Howes (Learning Mentor)



You can also share your concerns directly by contacting the **Lewisham Families First Contact Point (FFCP)** team on 020 8314 6660.

Alternatively, you can call **Childline** on 0800 1111.

However, if you believe a child is in imminent danger, you should contact the **police** immediately by calling **999**.

Could you or someone you know be a young carer?

A young carer is anyone who regularly undertakes one or more of the tasks below:



Looking after your family

Take responsibility for shopping for food for the family
Make main meals for the family
Wash or iron clothes for other people you live with



Paperwork, benefits and banking

Help with financial matters such as dealing with bills, banking, collecting benefits.
Help with paperwork e.g. writing letters for someone, filling in forms



Helping others to understand

Interpret, sign or use another communication system for the person you care for.
Interpret for someone you live with because English is not their first language.



Looking after medical needs

Go to the doctor or hospital with the person you care for
Making appointments/being main point of contact for the cared for person's GP
Help the person you care for with their medication e.g. making sure he/she takes their pills, giving injections, changing dressings



Getting washed and dressed

Help the person you care for to dress or undress
Help the person you care for to have a wash, bath or shower
Help the person you care for to walk, get up the stairs, get into and out of bed
Help the person you care for use the toilet



Brothers and sisters

Take brothers or sisters to school
Look after brothers or sisters on your own

What is the impact of being a young carer?

Being a carer can have a profound effect on young people's lives. The impacts of being a carer can include:



Missing sleep (e.g. have to get up in the night or stay up late), taking care of someone at night.



Because of caring duties at home, being absent or late for work or classes.



Because of caring duties at home, missing out on work and events at school.



Because of caring duties at home, not having time to hang out with my friends.



Because of caring not having enough time to take care of my own needs.



Having to do things that make me upset.



Feeling stressed.



Feeling very lonely.



Feeling like I can't cope.

How to Spot a Phishing Email

Phishing emails are one of the most common cyber threats facing organisations today. They are getting more convincing, more targeted, and much harder to spot.

A single successful phishing attack can lead to:

- Compromised email accounts
- Data breaches
- Financial loss
- Significant disruption

The good news?

Most phishing attacks can still be stopped with a few simple checks.

What is a Phishing Email?

A phishing email is designed to trick you into:

- Clicking a malicious link
- Opening a harmful attachment
- Sharing sensitive information

These emails often look like they come from trusted sources, Microsoft, your bank, a colleague, or even a supplier.

In Summary

Phishing emails are getting smarter, but they still rely on quick reactions. Slow down, check carefully, and when in doubt... don't click!

HOW TO SPOT A PHISHING EMAIL

Simple checks to keep you and your organisation safe.



1 CHECK THE SENDER ADDRESS (NOT JUST THE NAME)

Phishing emails often use familiar names—but the email address tells the real story.

Look out for misspellings, extra characters or unusual domains.

2 LOOK CLOSELY AT LINKS

Never click straight away.

- Hover over links to preview them
- Check the URL carefully
- Be cautious of unexpected login pages

If you weren't expecting it, treat it carefully.

3 QUESTION UNEXPECTED ATTACHMENTS

Even if it looks like it's from someone you know:

- Were you expecting the file?
- Does it feel out of context?

When in doubt, confirm with the sender another way.

4 WATCH FOR URGENT OR PRESSURED LANGUAGE

Phishing emails try to rush you.

- "Action required immediately"
- "Your account will be suspended"
- "Review this document now"

Genuine organisations rarely pressure you like this.

5 CHECK THE CONTEXT

Ask yourself:

- Does this make sense?
- Was I expecting this?

If something feels off, it probably is.

6 DOES IT KNOW YOUR NAME?

Phishing emails often don't. Instead, they use generic greetings like:

- "Dear user"
- "Dear customer"
- "Dear colleague"

If the email should know who you are but doesn't, treat it with caution.

WHAT SHOULD YOU DO?

- Don't click links or open attachments
- Report it to your IT support team
- Delete it once reported

ALREADY CLICKED SOMETHING?

Contact your IT support team immediately.

BUSINESS IT SUPPORT MAKES A DIFFERENCE

- Email filtering & threat detection
- Continuous monitoring
- Multi-factor authentication (MFA)
- Fast response if an incident occurs

Stay alert. Take a moment. **Protect**

