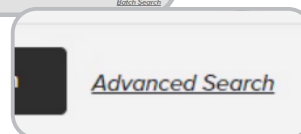
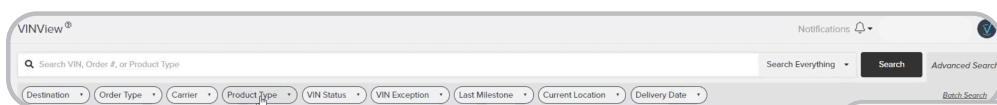


VINView knows how hard it is to quickly pinpoint an inbound vehicle's location...  
...so we give you the **power** of **VINView Advanced Search**.

As you know, you can use the **search bar** to locate an inbound vehicle by entering its VIN, or at least the VIN's last 8 digits.

But for more specific information, click on **Advanced Search**



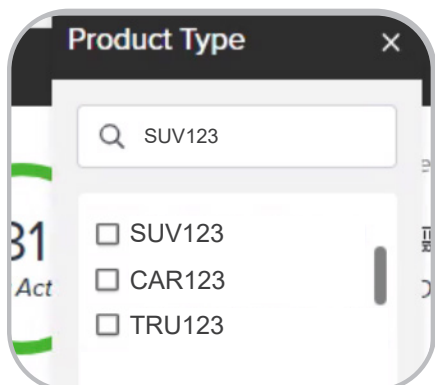
This feature is located to the right of the Search button.

Then apply filters to narrow your search.

**Easy-to-use pulldown menus** help you easily find the VIN's by searching for...

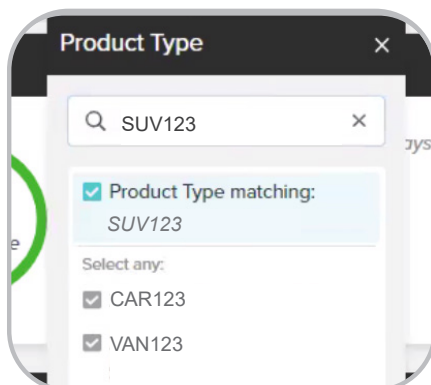
## Product Type

For example, we can search for an SUV



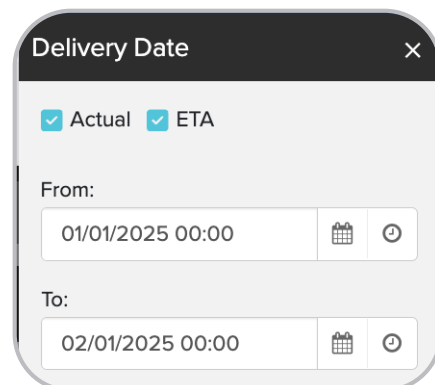
## Multiple Products

You can search by year, make and model



## Delivery Date

Such as a delivery date between Jan. 1 - Feb. 1, 2025



VINView's **Advanced Search** helps you find your inbound vehicles, so you can focus on more important activities.