

HARVARD CAPS HARRIS POLL



Field Dates: April 23-26, 2026



SURVEY METHOD

This survey was conducted online within the United States on **April 23-26, 2026, among 2,745 registered voters** by The Harris Poll and HarrisX.

Respondents for this poll are recruited through opt-in, web-panel recruitment sampling. Recruitment occurs through a broad variety of professional, validated respondent panels to expand the sampling frame as wide as possible and minimize the impact of any given panel on recruiting methods.

Results are weighted for age within gender, region, race/ethnicity, marital status, household size, income, employment, education, political party, and political ideology where necessary to align them with their actual proportions in the population. Propensity score weighting was also used to adjust for respondents' propensity to be online. The margin of error for the total sample is +/- 1.87 pts on a 95% confidence level.

The poll was supervised by pollsters:

Mark Penn (Chairman, The Harris Poll)

Dritan Nesho (CEO, HarrisX)

Stephen Ansolabehere (Professor and CAPS Director Emeritus, Harvard University)

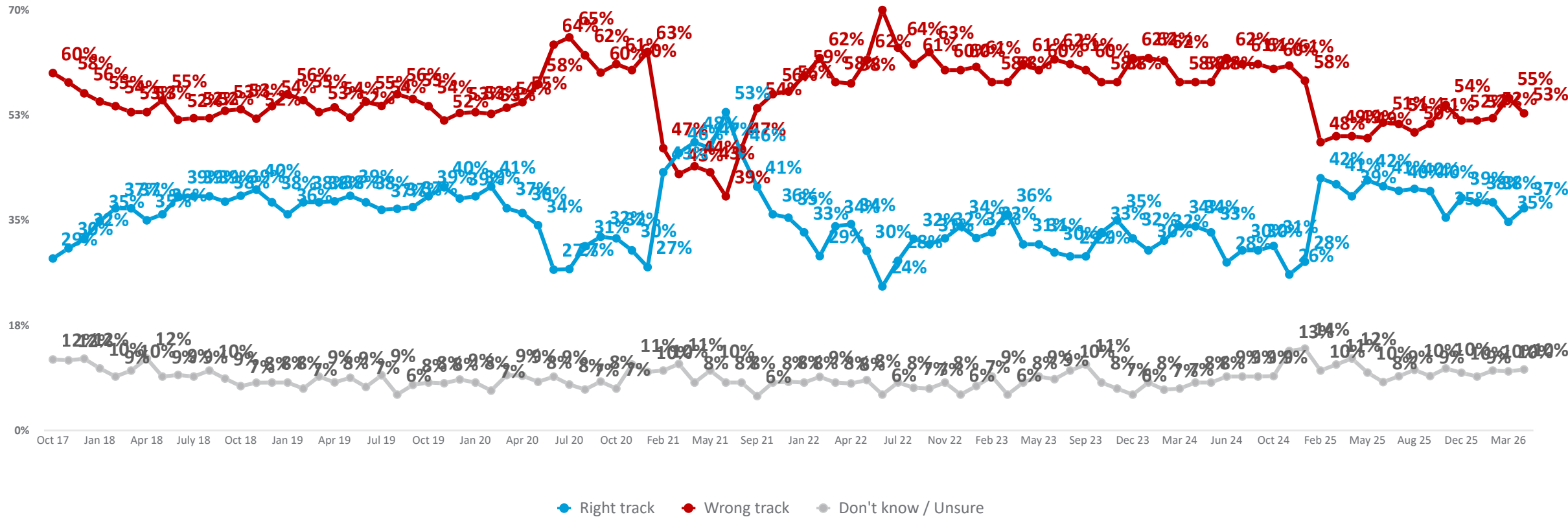
**Approval and
Mood of Country**

37% SAY THE COUNTRY IS ON THE RIGHT TRACK, UP +2PTS FROM MARCH

% Who Say "Right Track"

Country: Right Track / Wrong Track

	04/25	05/25	06/25	07/25	08/25	09/25	11/25	12/25	01/26	02/26	03/26	04/26
GOP	69%	76%	71%	73%	72%	71%	69%	74%	74%	73%	67%	69%
DEM	20%	17%	17%	19%	20%	19%	16%	19%	15%	16%	14%	19%
IND	27%	30%	31%	26%	26%	27%	19%	22%	24%	24%	20%	22%



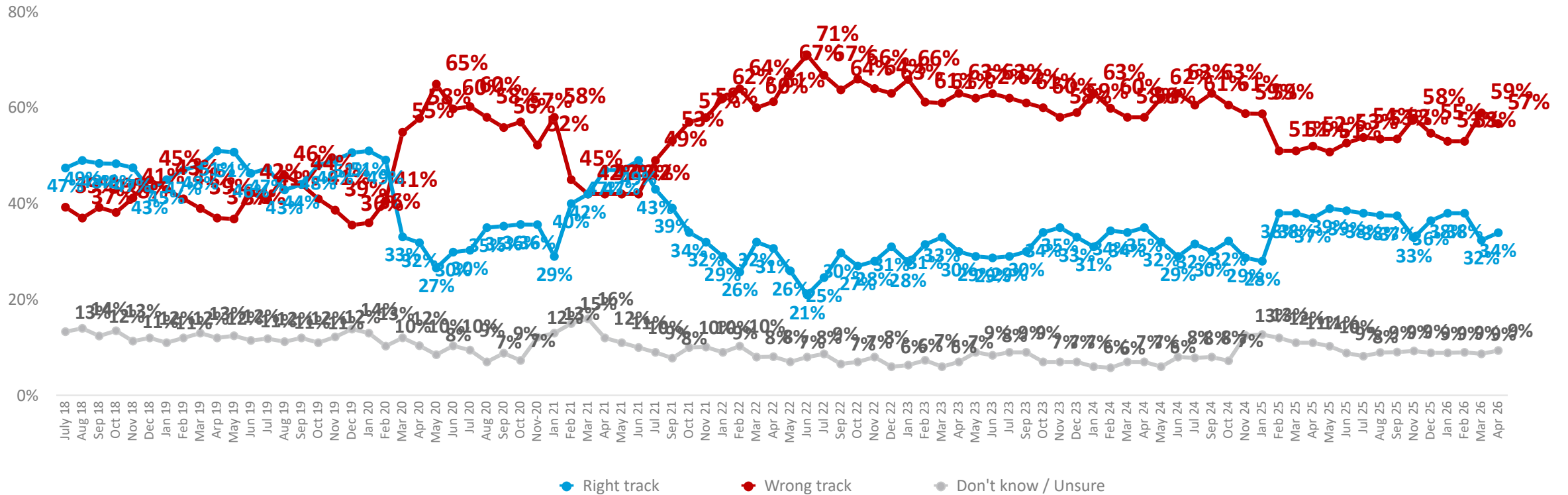
M1. In general, do you think the country is on the right track or is it off on the wrong track?

34% OF VOTERS SAY THE ECONOMY IS ON THE RIGHT TRACK

% Who Say "Right Track"

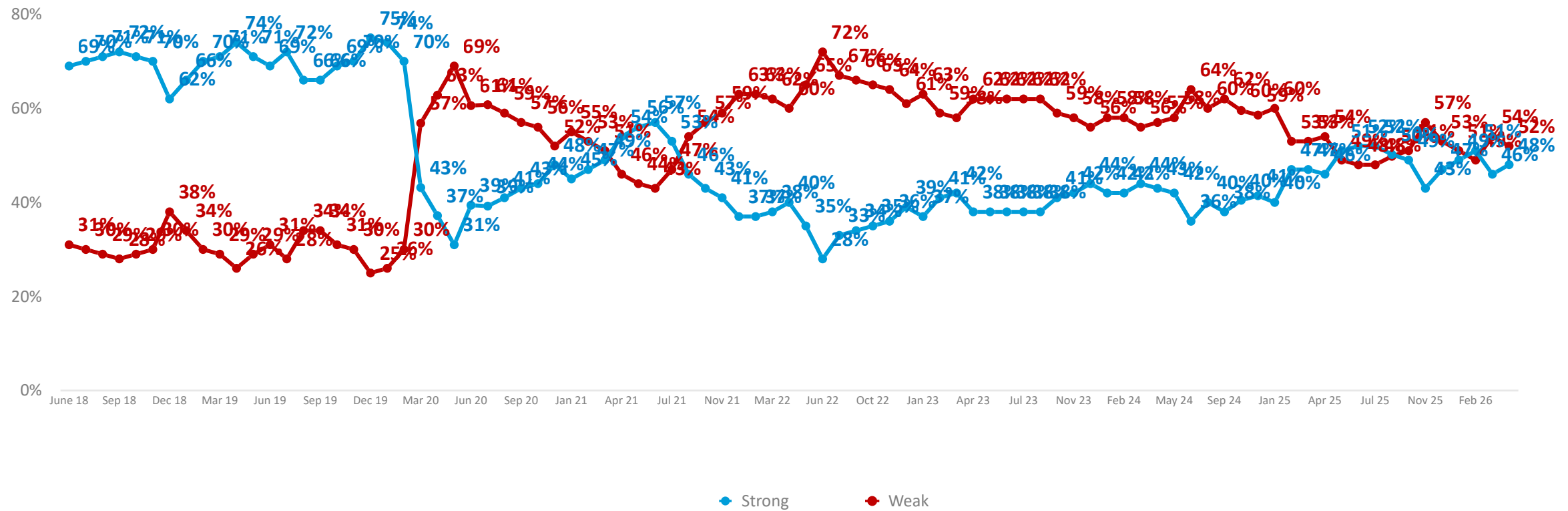
U.S. Economy: Right Track / Wrong Track

	03/25	04/25	05/25	06/25	07/25	08/25	09/25	11/25	12/25	01/26	02/26	03/26	04/26
GOP	67%	64%	72%	69%	70%	68%	66%	61%	68%	73%	73%	61%	63%
DEM	17%	18%	15%	15%	17%	17%	18%	15%	17%	17%	16%	15%	18%
IND	29%	26%	28%	29%	25%	26%	26%	20%	22%	22%	24%	19%	19%



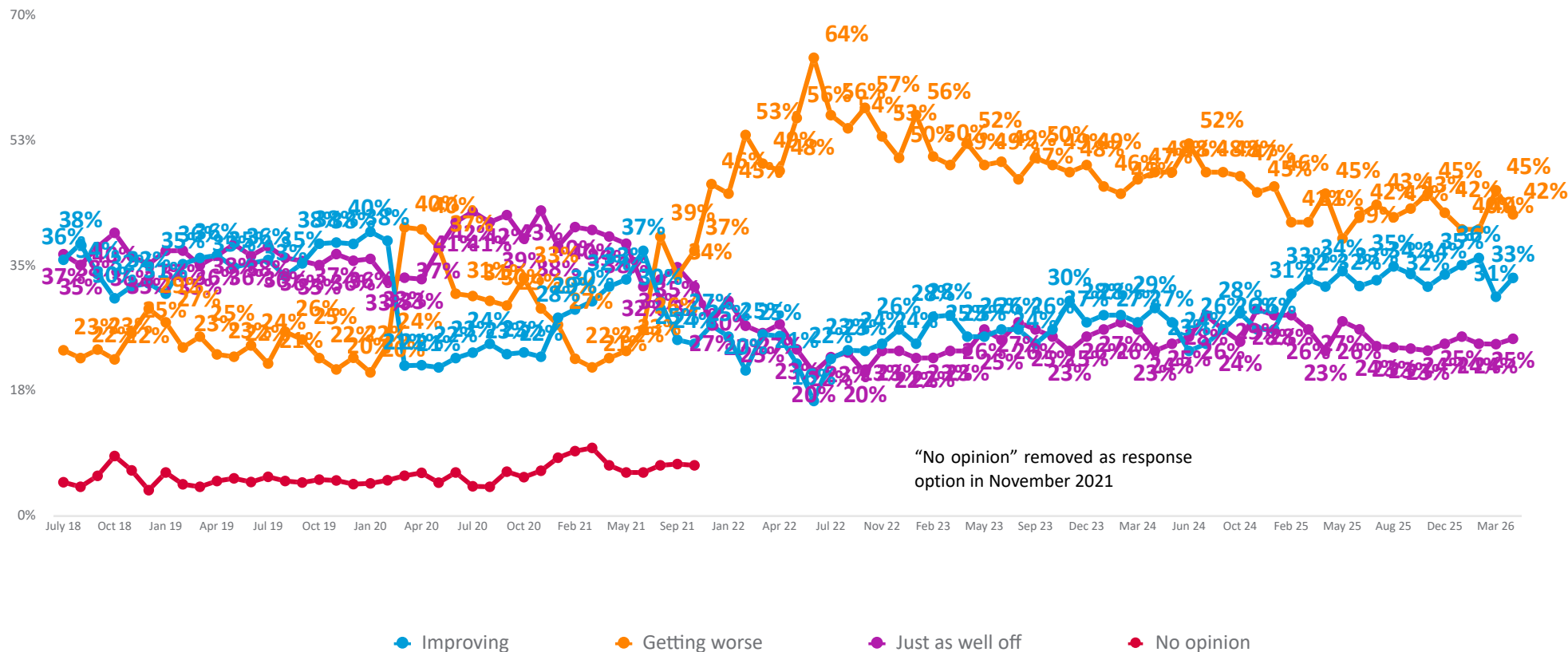
JUST UNDER HALF SAY THE U.S. ECONOMY IS STRONG TODAY

How strong do you think the U.S. economy is today?



SLIGHTLY UP FROM MARCH, A THIRD NOW SAY THEIR PERSONAL FINANCIAL SITUATION IS IMPROVING

Would you say that your personal financial situation is improving or getting worse?

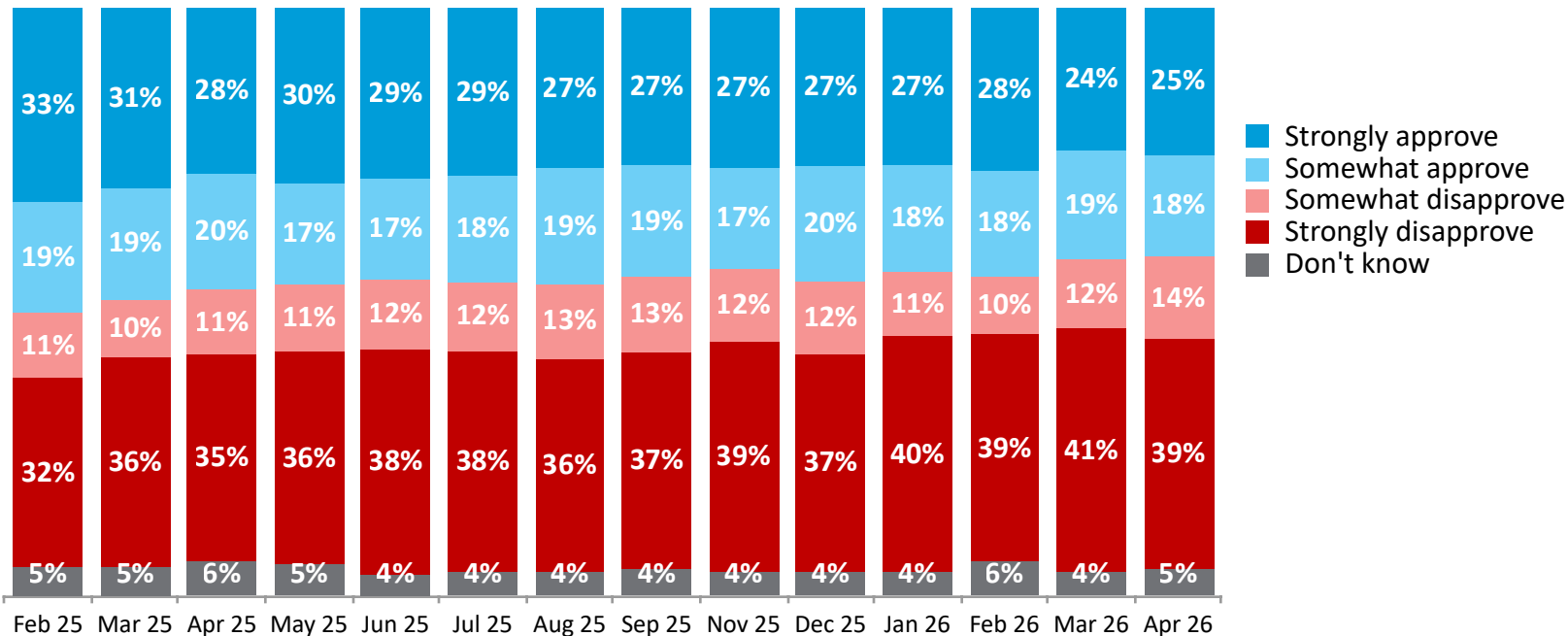


Row %	Improving	Getting worse
Total	33%	42%
DEM	24%	52%
GOP	51%	24%
IND/OTH	23%	51%
Likely midterm voter	37%	38%
Male	41%	36%
Female	26%	48%
18-24	31%	55%
25-34	40%	39%
35-44	40%	36%
45-54	31%	46%
55-64	30%	48%
65+	27%	38%
White	35%	40%
Black or African American	30%	50%
Hispanic	32%	47%
Asian	31%	39%
Other	25%	37%
Urban	39%	40%
Suburban	32%	42%
Rural	27%	46%

TRUMP APPROVAL HAS SLIPPED TO 42% BUT REMAINS STEADY WITH LIKELY MIDTERM VOTERS (MAR: 46%) AND GOP VOTERS (MAR: 79%)

Do you disapprove or approve of the job Donald J. Trump is doing as President of the United States?

52% 49% 48% 47% 46% 47% 47% 46% 44% 47% 45% 46% 43% 42% *Approve*



Row %	Approve (NET)	Disapprove (NET)
Total	42%	53%
DEM	16%	82%
GOP	80%	18%
IND/OTH	29%	61%
Likely midterm voter	46%	51%
Male	49%	48%
Female	36%	58%
18-24	32%	61%
25-34	42%	52%
35-44	45%	49%
45-54	39%	55%
55-64	38%	58%
65+	50%	48%
White	50%	47%
Black or African American	22%	71%
Hispanic	33%	62%
Asian	34%	51%
Other	21%	69%
Urban	39%	55%
Suburban	44%	52%
Rural	44%	50%

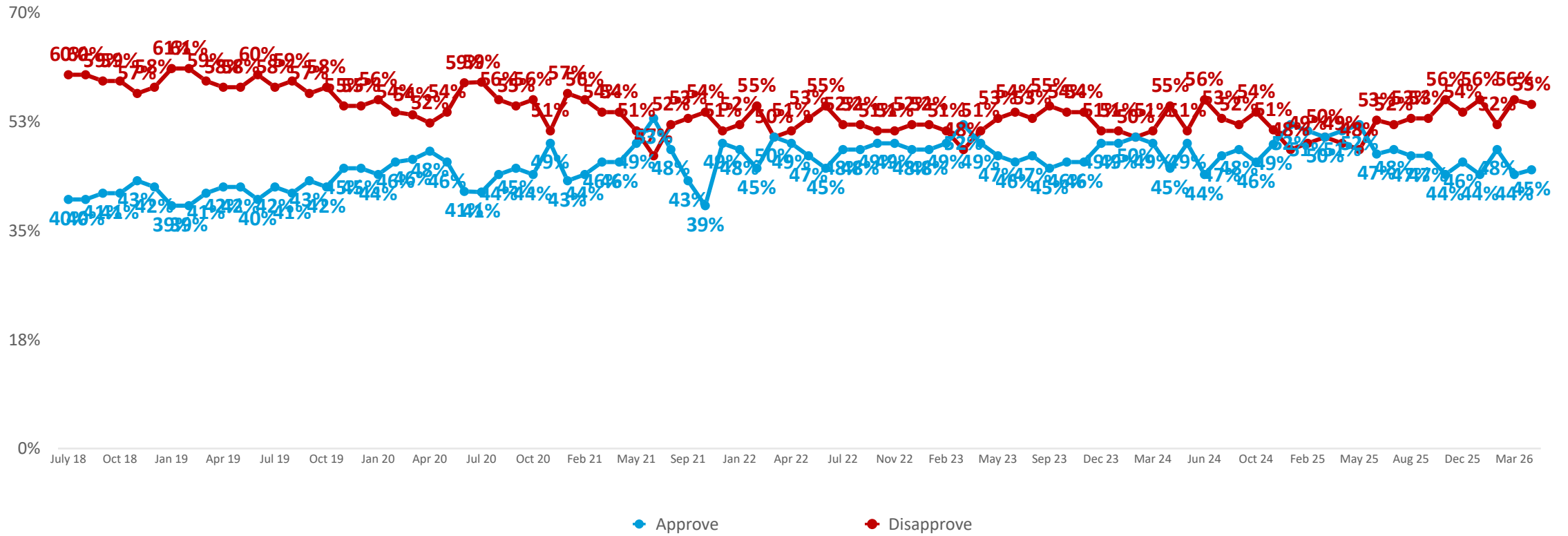
TRUMP APPROVAL IS UNDERWATER ACROSS ALL KEY ISSUES, WITH STRONGEST RATINGS ON CRIME AND IMMIGRATION, AND WEAKEST ON ECONOMIC ISSUES AND IRAN

Approve of Trump on... (Strongly or Somewhat Approve)

	Jan 25 (Biden)	Feb 25	Mar 25	Apr 25	May 25	Jun 25	July 25	Aug 25	Sep 25	Nov 25	Dec 25	Jan 26	Feb 26	Mar 26	Apr 26
The Economy	37%	49%	45%	43%	46%	44%	44%	44%	43%	41%	44%	43%	45%	40%	39%
Immigration	34%	56%	53%	51%	51%	49%	50%	50%	49%	47%	49%	46%	48%	46%	47%
Foreign Affairs	38%	48%	45%	44%	46%	45%	45%	44%	44%	44%	45%	42%	45%	41%	41%
Administering the Government	40%	49%	47%	47%	47%	45%	46%	45%	45%	42%	45%	43%	44%	43%	43%
Handling Inflation	34%	45%	43%	41%	43%	42%	42%	41%	40%	39%	40%	39%	44%	38%	37%
Reducing the Cost of the Government		53%	49%	50%	49%	46%	46%	46%	47%	45%	48%	44%	47%	44%	42%
Returning America to its Values		53%	49%	49%	51%	48%	50%	50%	48%	46%	50%	45%	48%	47%	46%
Tariffs and Trade Policy				41%	42%	41%	42%	41%	40%	40%	42%	39%	43%	41%	40%
Fighting crime in America's cities								51%	50%	49%	51%	47%	51%	47%	48%
Managing the Iran conflict														41%	39%

REPUBLICAN PARTY APPROVAL IS TRENDING UP, NOW AT 45%

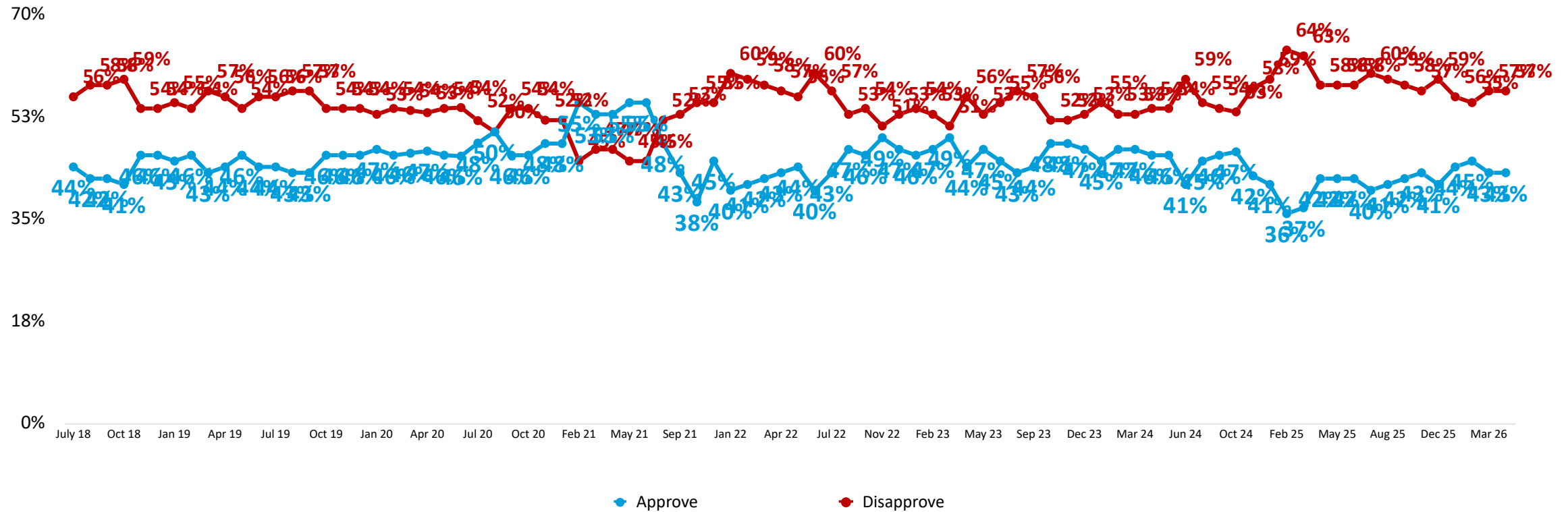
GOP Approval



Column %	Total	DEM	GOP	IND/OTH	Likely midterm voter	Male	Female	18-24	25-34	35-44	45-54	55-64	65+	White	Black or African American	Hispanic	Asian	Other	Urban	Suburban	Rural
Approve (NET)	45%	17%	83%	32%	47%	51%	40%	34%	43%	47%	45%	45%	49%	52%	28%	34%	41%	21%	46%	44%	47%
Disapprove (NET)	55%	83%	17%	68%	53%	49%	60%	66%	57%	53%	55%	55%	51%	48%	72%	66%	59%	79%	54%	56%	53%

DEMOCRATIC PARTY APPROVAL REMAINS STEADY AT 43%

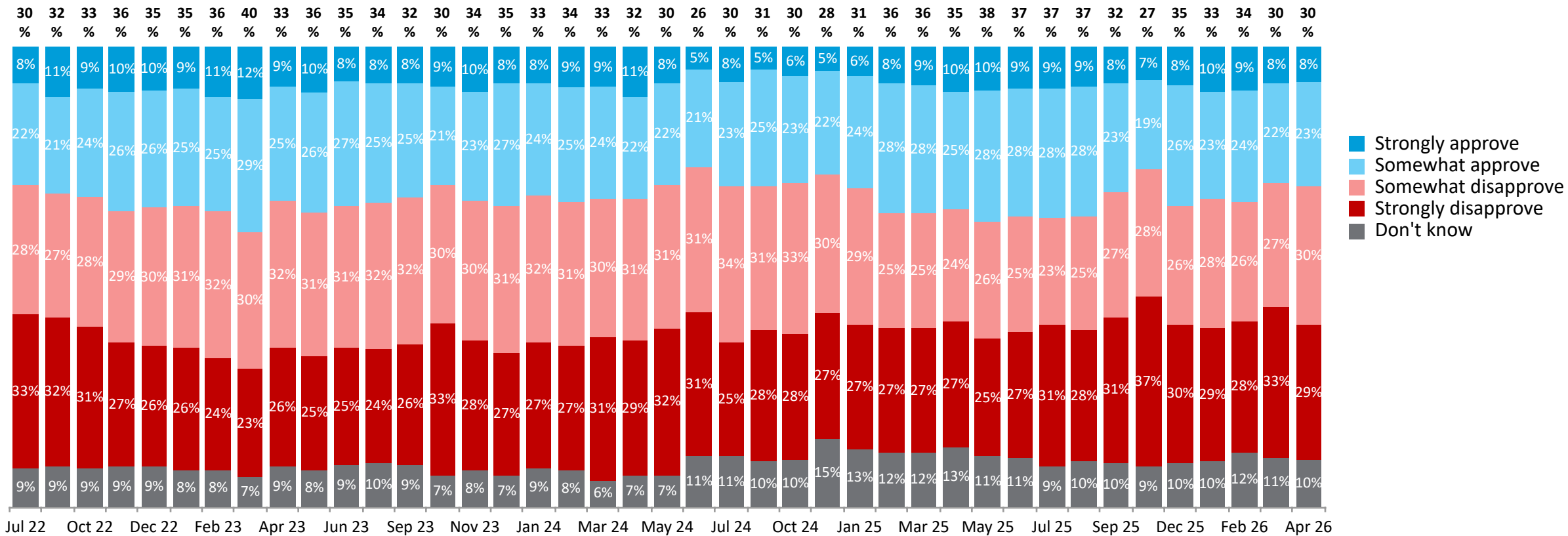
Democratic Party Approval



Column %	Total	DEM	GOP	IND/OTH	Likely midterm voter	Male	Female	18-24	25-34	35-44	45-54	55-64	65+	White	Black or African American	Hispanic	Asian	Other	Urban	Suburban	Rural
Approve (NET)	43%	78%	20%	34%	45%	45%	42%	53%	53%	50%	44%	38%	31%	37%	68%	47%	49%	58%	57%	39%	30%
Disapprove (NET)	57%	22%	80%	66%	55%	55%	58%	47%	47%	50%	56%	62%	69%	63%	32%	53%	51%	42%	43%	61%	70%

CONGRESSIONAL APPROVAL IS ALSO STEADY AT 30%

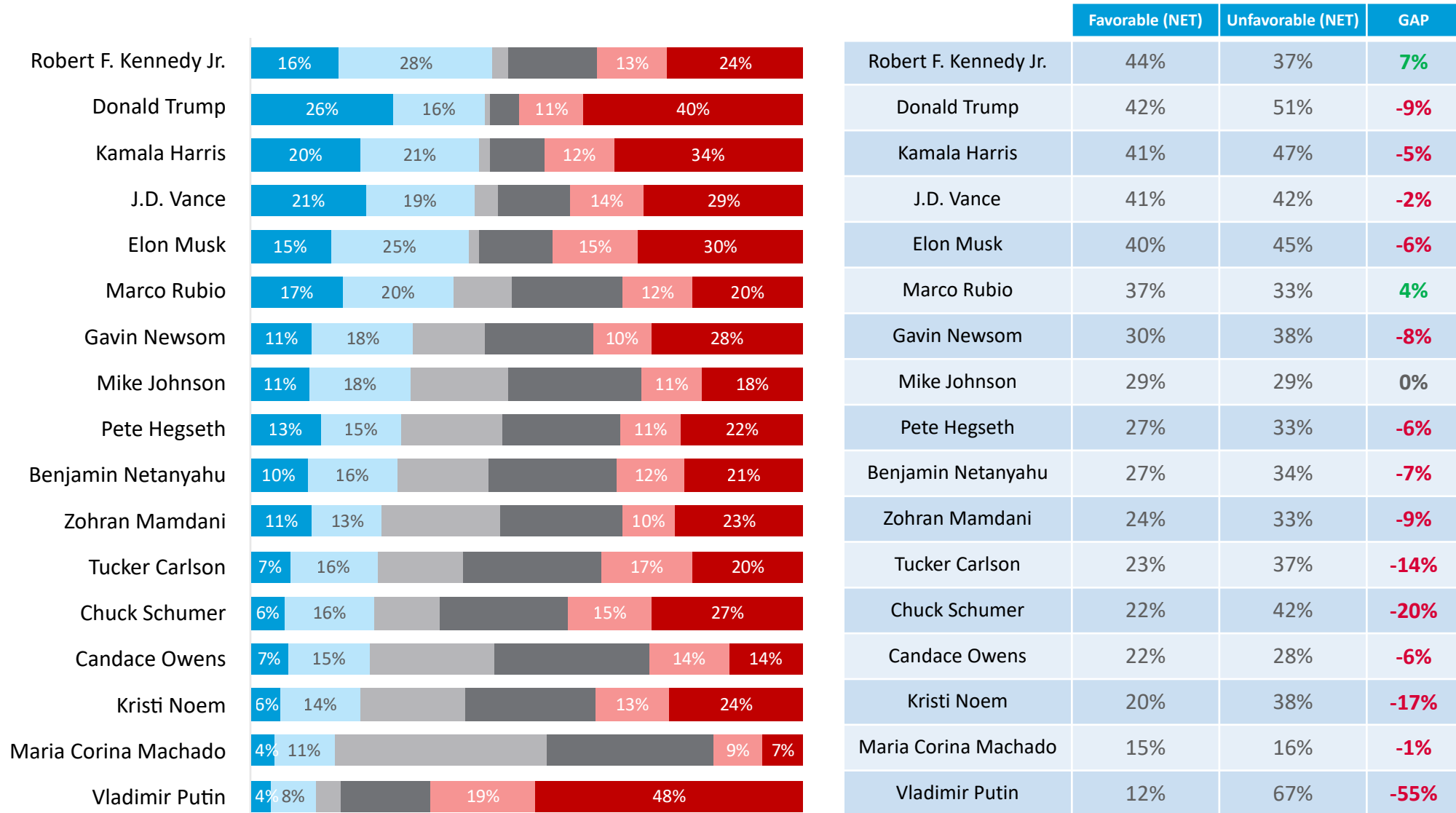
Do you approve or disapprove of the way Congress is doing its job?



RFK JR., TRUMP, HARRIS, VANCE AND MUSK ARE THE TOP FIGURES TESTED; ONLY RFK JR. AND RUBIO ENJOY POSITIVE NET FAVORABILITY

Favorability of Political Figures

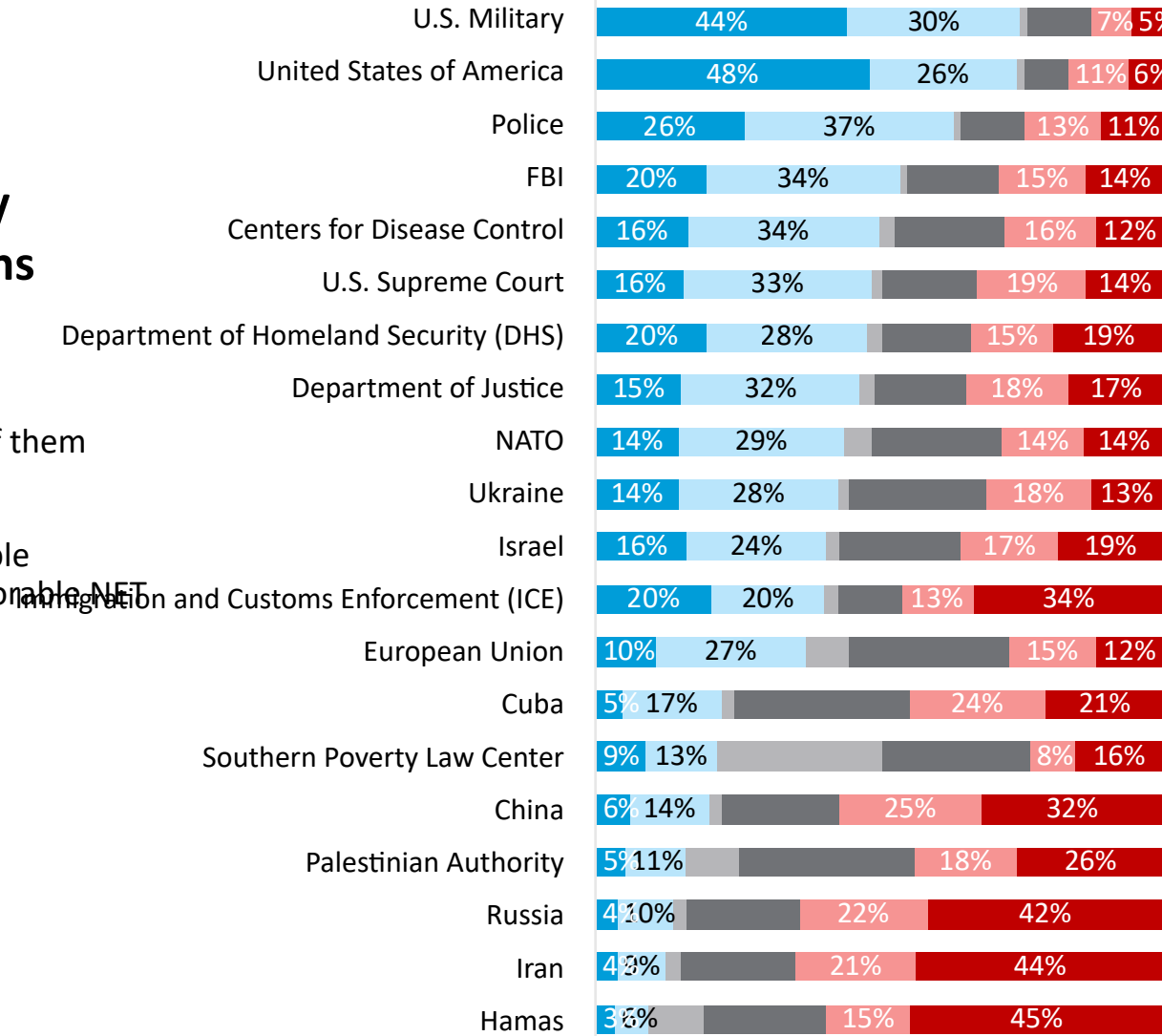
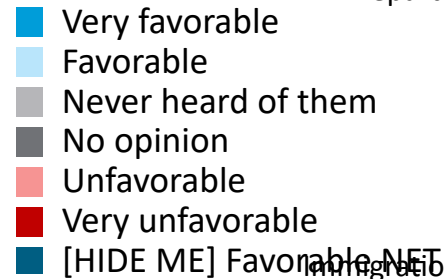
- Very favorable
- Favorable
- Never heard of them
- No opinion
- Unfavorable
- Very unfavorable
- [HIDE ME] Favorable NET



F1r. Now we will show you some names and groups. Please indicate if you have a favorable or unfavorable view of that person or group – or if you’ve never heard of them.

FAVORABILITY IS STRONGEST FOR THE UNITED STATES AND THE MILITARY; IT IS POSITIVE FOR MOST DOMESTIC INSTITUTIONS AND ALLIES, AND NEGATIVE FOR ICE AND FOREIGN ADVERSARIES

Favorability of Institutions

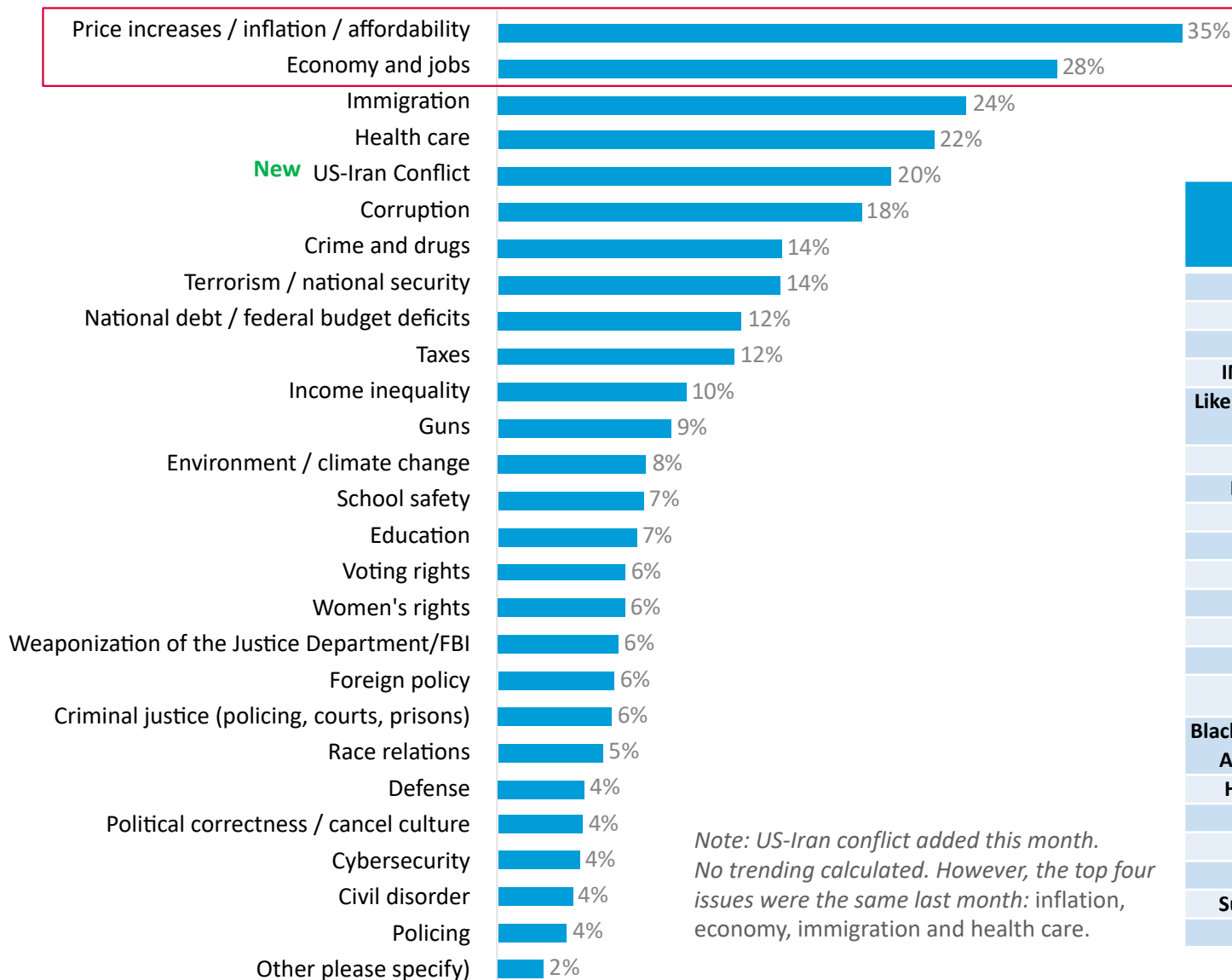


	Favorable (NET)	Unfavorable (NET)	GAP
U.S. Military	75%	13%	62%
United States of America	74%	17%	57%
Police	63%	24%	39%
FBI	54%	29%	25%
Centers for Disease Control	50%	28%	22%
U.S. Supreme Court	49%	33%	16%
Department of Homeland Security (DHS)	48%	34%	14%
Department of Justice	47%	35%	12%
NATO	44%	28%	15%
Ukraine	43%	31%	12%
Israel	41%	36%	5%
Immigration and Customs Enforcement (ICE)	40%	46%	-6%
European Union	37%	27%	10%
Cuba	22%	45%	-23%
Southern Poverty Law Center	21%	24%	-2%
China	20%	57%	-37%
Palestinian Authority	16%	44%	-28%
Russia	14%	64%	-50%
Iran	12%	65%	-52%
Hamas	9%	59%	-50%

F1r. Now we will show you some names and groups. Please indicate if you have a favorable or unfavorable view of that person or group – or if you’ve never heard of them.

ECONOMIC ISSUES REMAIN MOST SALIENT, FOLLOWED BY IMMIGRATION AND HEALTHCARE, WHILE 1 IN 5 VOTERS NOW CITE THE US-IRAN CONFLICT AS A TOP CONCERN

What would you say are the most important issues facing the country today?

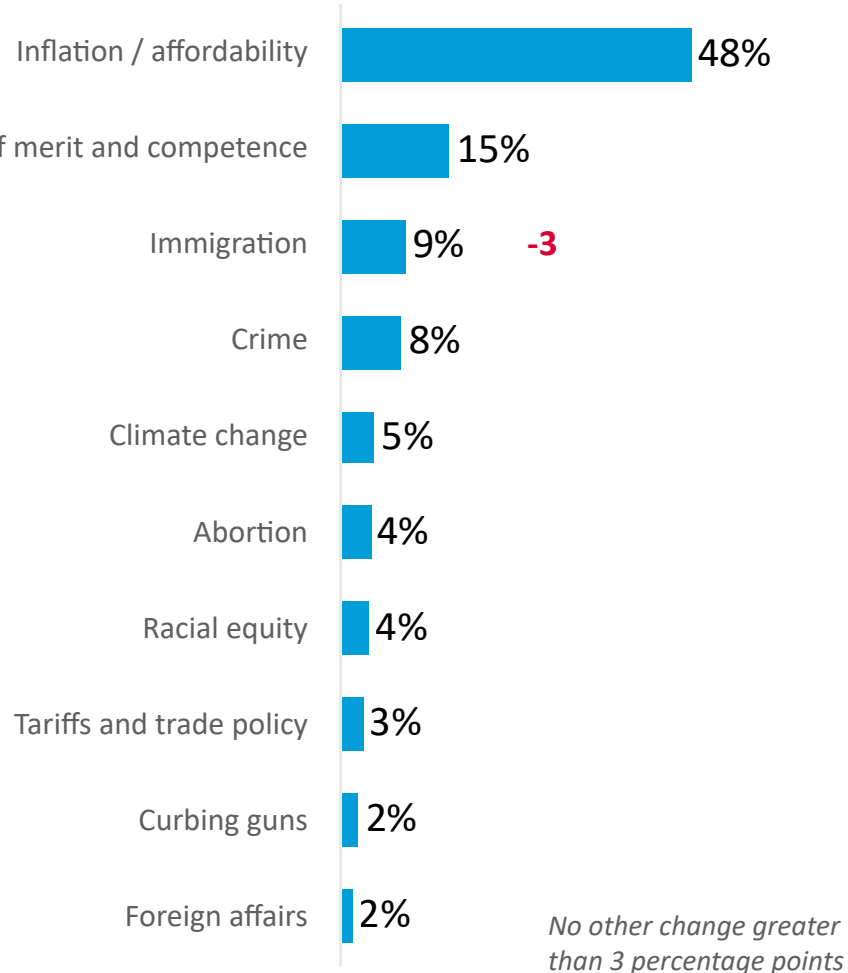


Note: US-Iran conflict added this month. No trending calculated. However, the top four issues were the same last month: inflation, economy, immigration and health care.

	Price increases / inflation / affordability	Economy and jobs
Total	35%	28%
DEM	36%	30%
GOP	33%	27%
IND/OTH	35%	28%
Likely midterm voter	35%	28%
Male	32%	28%
Female	37%	28%
18-24	25%	24%
25-34	29%	29%
35-44	34%	33%
45-54	35%	30%
55-64	35%	31%
65+	43%	22%
White	37%	28%
Black or African American	26%	27%
Hispanic	28%	30%
Asian	39%	32%
Other	33%	23%
Urban	32%	28%
Suburban	36%	29%
Rural	36%	27%

INFLATION REMAINS THE TOP ISSUE TO VOTERS PERSONALLY

Which of these issues is most important to you personally?

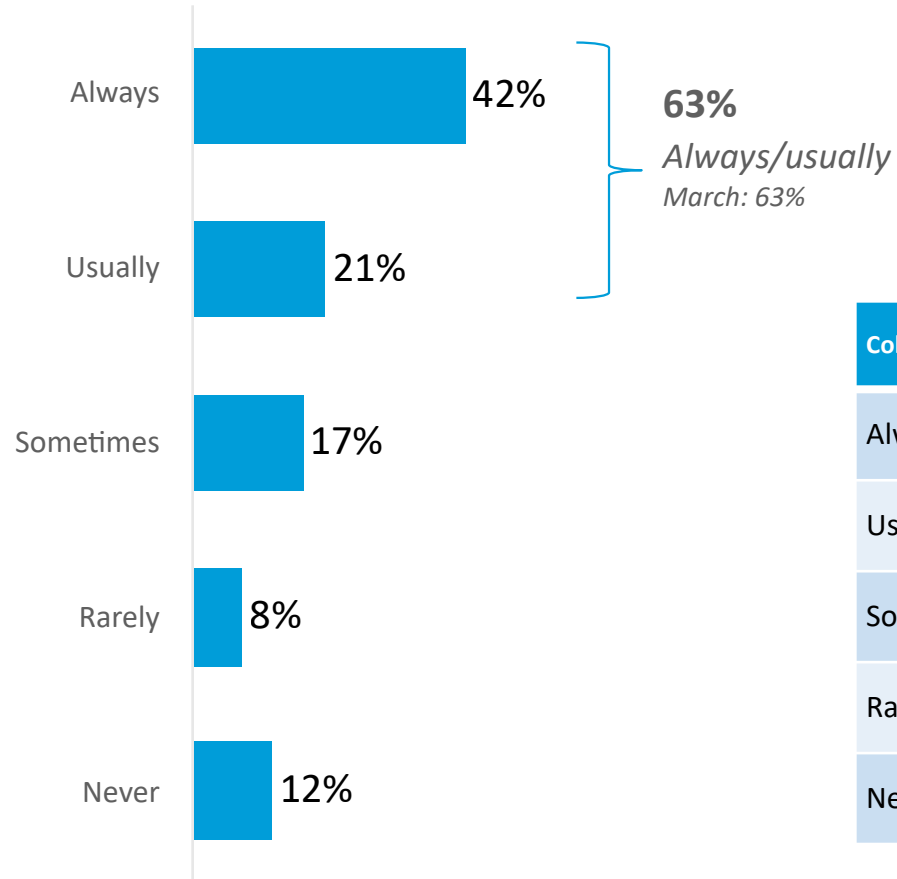


Column %	DEM	GOP	IND/OTH	Likely midterm voter
Inflation / affordability	50%	45%	48%	50%
Restoring basic American values of merit and competence	10%	19%	15%	16%
Immigration	7%	13%	6%	10%
Crime	8%	9%	8%	8%
Climate change	7%	3%	4%	5%
Abortion	5%	4%	3%	4%
Racial equity	5%	1%	6%	3%
Tariffs and trade policy	3%	2%	5%	2%
Curbing guns	4%	1%	2%	2%
Foreign affairs	1%	2%	2%	2%

MIDTERMS

CONSISTENT WITH MARCH, 63% SAY THEY USUALLY OR ALWAYS VOTE IN CONGRESSIONAL MIDTERMS

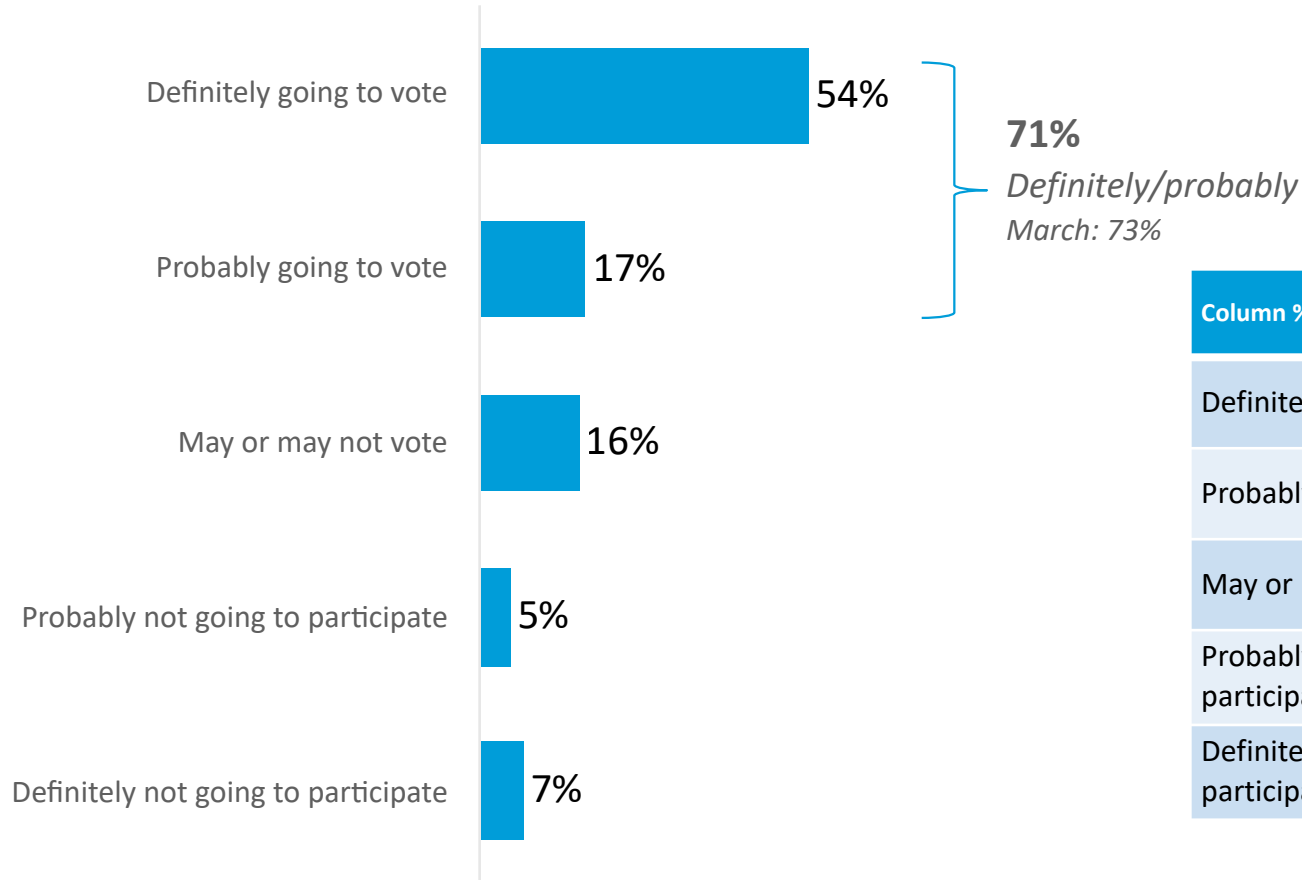
How often do you vote in Congressional midterm elections?



Column %	DEM	GOP	IND/OTH	Likely midterm voter
Always	45%	53%	28%	57%
Usually	22%	22%	18%	26%
Sometimes	19%	13%	19%	12%
Rarely	6%	6%	11%	3%
Never	8%	6%	24%	2%

7 IN 10 VOTERS SAY THEY ARE PLANNING TO VOTE IN THE UPCOMING MIDTERMS

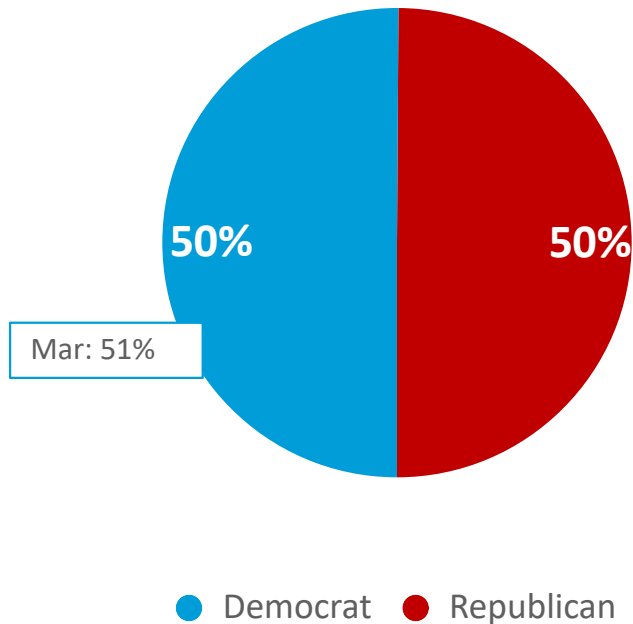
How likely or unlikely are you to vote in the upcoming 2026 Congressional midterm elections on November 3rd?



Column %	DEM	GOP	IND/OTH	Likely midterm voter
Definitely going to vote	59%	62%	40%	76%
Probably going to vote	17%	18%	17%	24%
May or may not vote	14%	13%	22%	0%
Probably not going to participate	4%	4%	8%	0%
Definitely not going to participate	5%	3%	14%	0%

THE RACE FOR CONGRESS IS A DEAD HEAT WITH VOTERS EVENLY DIVIDED BETWEEN DEMOCRATS AND REPUBLICANS

If the congressional election were held today would you be more likely to vote for a Democrat or a Republican for Congress?

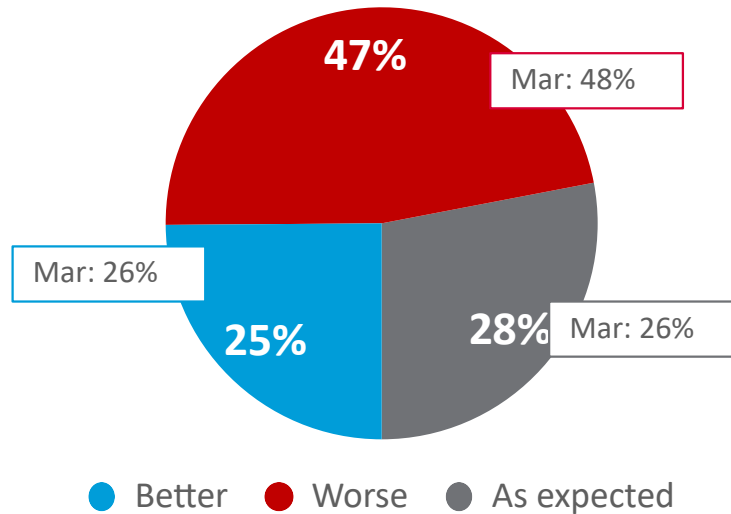


Column %	DEM	GOP	IND/OTH	Likely midterm voter
Democrat	97%	4%	52%	50%
Republican	3%	96%	48%	50%

TRUMP PERFORMANCE

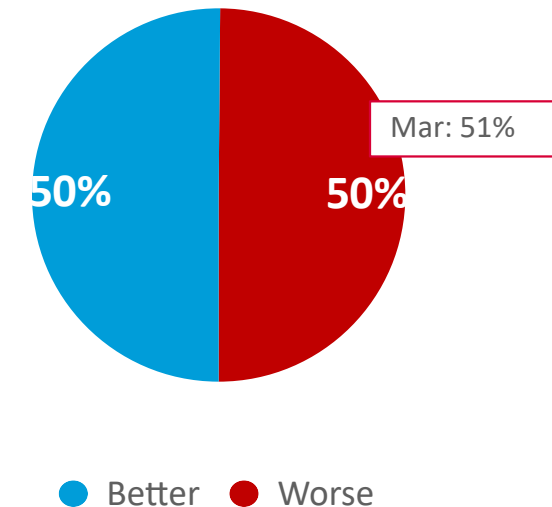
CLOSE TO 1 IN 2 VOTERS SAY TRUMP IS DOING WORSE THAN EXPECTED, AND ARE DIVIDED OVER WHETHER TRUMP IS OUTPERFORMING BIDEN

Is Donald Trump doing better than you expected as president, worse or about what you expected?



Column %	DEM	GOP	IND/OTH	Likely midterm voter
Better	10%	50%	13%	29%
Worse	72%	17%	54%	45%
As expected	18%	33%	33%	26%

Do you think that Donald Trump is doing a better or worse job as Joe Biden did as President?



Column %	DEM	GOP	IND/OTH	Likely midterm voter
Better	19%	89%	40%	53%
Worse	81%	11%	60%	47%

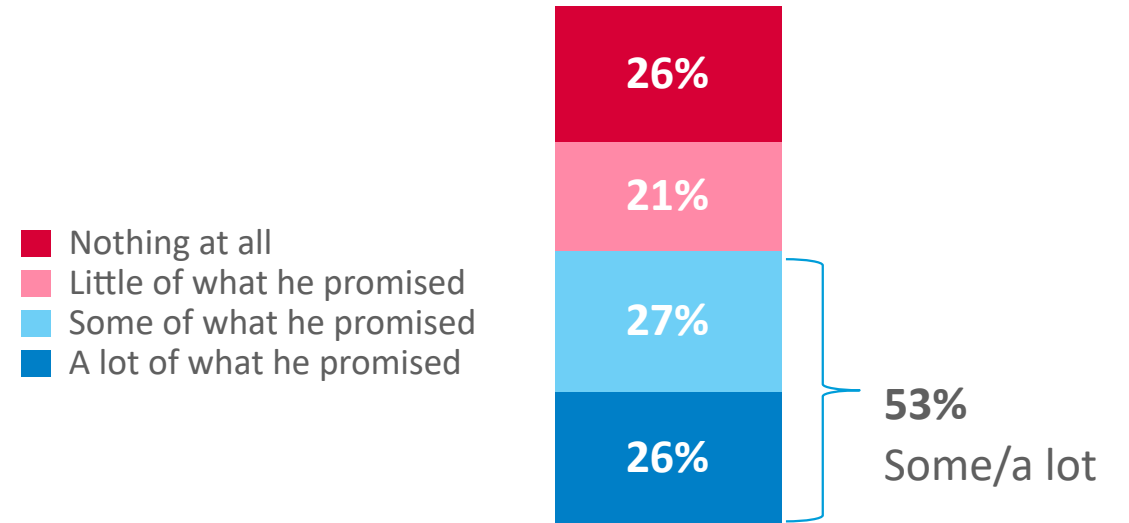
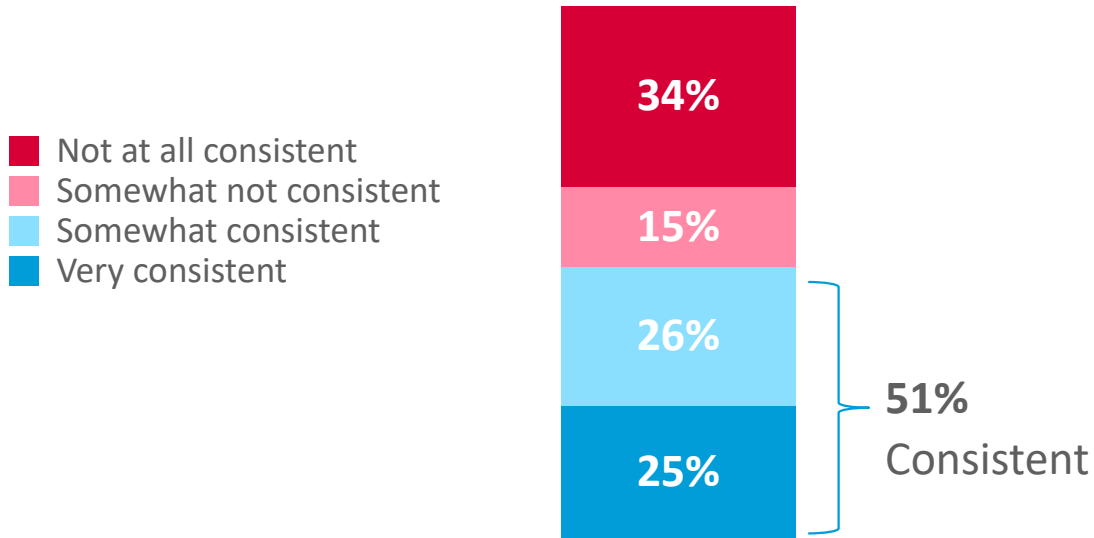
DJT01: Is Donald Trump doing better than you expected as president, worse or about what you expected?

DJT02: Do you think that Donald Trump is doing a better or worse job as Joe Biden did as president?

VOTERS ARE SPLIT ON WHETHER TRUMP HAS DELIVERED ON HIS PROMISES AND ON HOW MUCH HE HAS ACCOMPLISHED

Do you think that Donald Trump's policies so far are consistent with his campaign promises or not?

Regardless of whether you agree with his policies or not, how much would you say Donald Trump has accomplished over the last 15 months as President?



Column %	DEM	GOP	IND/OTH	Likely midterm voter
Very consistent	10%	50%	13%	30%
Somewhat consistent	18%	35%	25%	26%
Somewhat not consistent	16%	9%	20%	12%
Not at all consistent	57%	6%	42%	33%

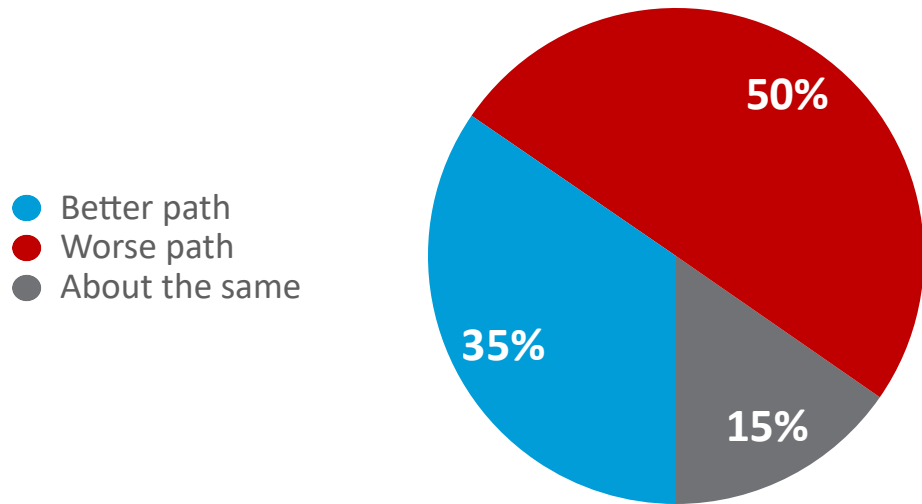
Column %	DEM	GOP	IND/OTH	Likely midterm voter
A lot of what he promised	8%	53%	15%	31%
Some of what he promised	19%	36%	26%	25%
Little of what he promised	29%	8%	27%	19%
Nothing at all	45%	3%	32%	25%

DJT0403: Do you think that Donald Trump's policies so far are consistent with his campaign promises or not?

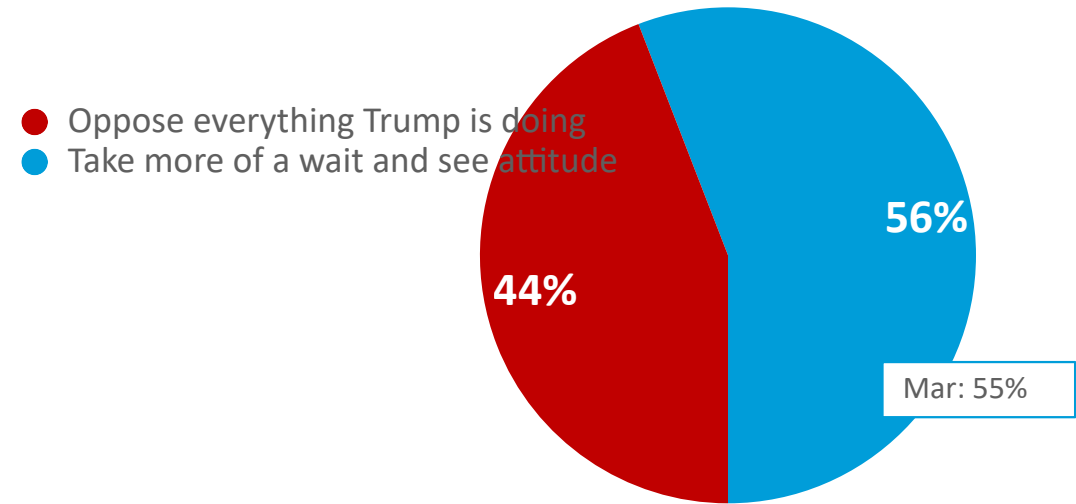
DJT0404: Regardless of whether you agree with his policies or not, how much would you say Donald Trump has accomplished over the last 15 months as President?

HALF OF VOTERS SAY TRUMP HAS PUT THE COUNTRY ON THE WRONG TRACK, BUT A SMALL MAJORITY CONTINUE TO PREFER DEMS TAKE A WAIT-AND-SEE APPROACH WITH TRUMP

Do you think Donald Trump's policies his first 15 months in office have set America on a better path, a worse path, or is the country about the same as it was?



Do you think Democrats should oppose everything that Trump is doing or should they take more of a wait and see attitude towards his actions?



Column %	DEM	GOP	IND/OTH	Likely midterm voter
Better path	10%	70%	20%	40%
Worse path	78%	17%	58%	48%
About the same	11%	13%	22%	11%

Column %	DEM	GOP	IND/OTH	Likely midterm voter
Oppose everything Trump is doing	72%	17%	45%	44%
Take more of a wait and see attitude	28%	83%	55%	56%

DJT0405: Do you think Donald Trump's policies his first 15 months in office have set America on a better path, a worse path, or is the country about the same as it was?
 DJT0108: Do you think Democrats should oppose everything that Trump is doing or should they take more of a wait and see attitude towards his actions?

LOWERING DRUG PRICES, DEPORTING CRIMINAL ILLEGAL IMMIGRANTS, AND CUTTING GOVERNMENT WASTE ARE MOST POPULAR TRUMP POLICIES

% Support by Political Party

TOP 10 Policies Tested Column %	DEM	GOP	IND/OTH
Lowering prescription drug prices for Medicare recipients and low-income patients	84%	16%	80%
Deporting immigrants who are here illegally and have committed crimes	75%	25%	63%
Undertaking a full-scale effort to find and eliminate fraud and waste in government expenditures	73%	27%	61%
Capping credit card interest rates at 10% for one year	69%	31%	62%
Banning large institutional investors from buying single-family homes	68%	32%	60%
Launch a government-run website for consumers to buy drugs directly from manufacturers at discounts of 50% or higher	64%	36%	53%
Banning men who have undergone operations and hormones to become women from girls' sports	63%	37%	44%
Eliminating all preferences by race in the hiring and awarding of government contracts	63%	37%	45%
Raise fitness and readiness standards in the military on a gender-neutral basis	63%	37%	50%
Declaring that there are only two genders male and female in all government forms and programs	60%	40%	37%

Support Oppose

CUTTING MEDICAID, ADDING ICE AGENTS, AND ADDITIONAL TARIFFS ARE THE LEAST POPULAR POLICIES TESTED

% Support by Political Party

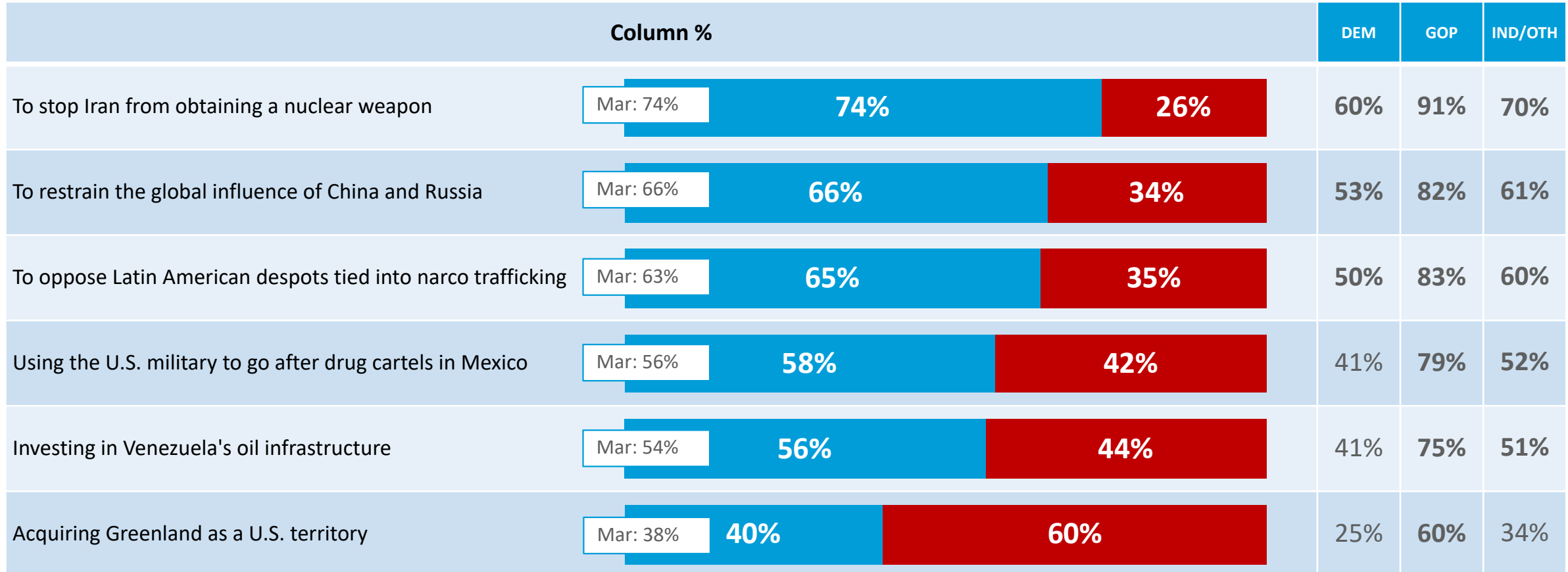
BOTTOM 10 Policies Tested Column %			DEM	GOP	IND/OTH
Tightening voter ID requirements for the 2026 Congressional midterm elections	60%	40%	38%	88%	52%
Using the U.S. military to target cartel drug smugglers in Latin America	60%	40%	41%	84%	52%
Placing reciprocal tariffs on countries that have tariffs on US goods	58%	42%	39%	82%	51%
Deporting all immigrants who are here illegally	55%	45%	33%	80%	49%
Ending bans on offshore drilling in Alaska and elsewhere	53%	47%	34%	76%	47%
Directing national defense departments to buy more electricity from coal-burning power plants to help promote the coal industry	52%	48%	36%	74%	44%
Using the National Guard and active-duty military to police American cities and stop crime and disorder	51%	49%	30%	81%	41%
Placing tariffs on goods from China, Mexico and Canada to encourage U.S. manufacturing	49%	51%	28%	78%	38%
Hiring an additional 20,000 border patrol and ICE agents to conduct immigration raids and policing within different parts of the country	47%	53%	23%	77%	37%
Making cost cuts to Medicaid programs by adding work requirements for those up to 64-year-old	44%	56%	27%	65%	37%

Support Oppose

A STRONG MAJORITY SAY STOPPING IRAN'S NUCLEAR PROGRAM AND COUNTERING CHINA AND RUSSIA IS IN THE NATIONAL INTEREST; MAJORITY OPPOSE TRUMP'S INITIATIVES ON GREENLAND

Do you think it is in the U.S.' interests or not:

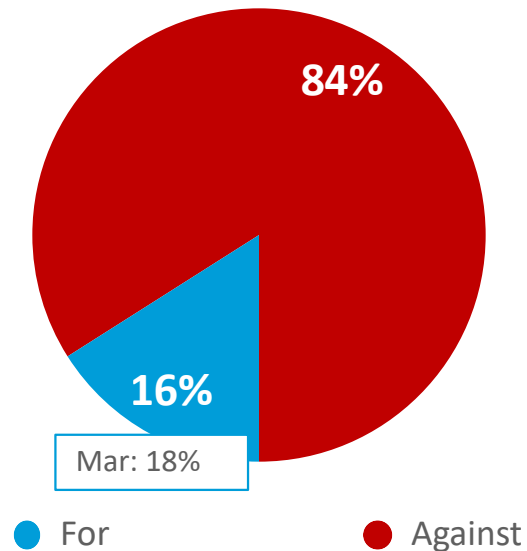
% Support by Political Party



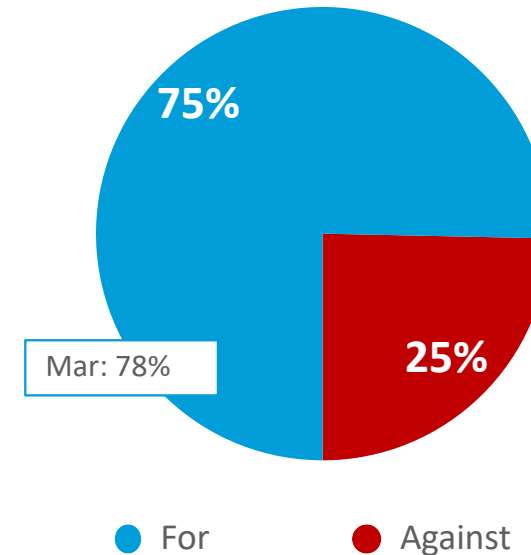
■ In the U.S.' interest
■ Not in the U.S.' interest

STRONG MAJORITIES SAY THAT DEMOCRATS OPPOSE THE WAR IN IRAN, WHILE MOST SAY REPUBLICANS SUPPORT IT

Are Democrats for or against the war on Iran?



Are Republicans for or against the war on Iran?

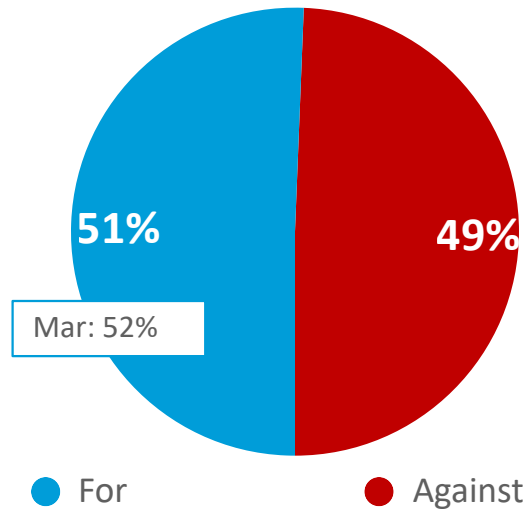


Column %	DEM	GOP	IND/OTH
For	15%	16%	18%
Against	85%	84%	82%

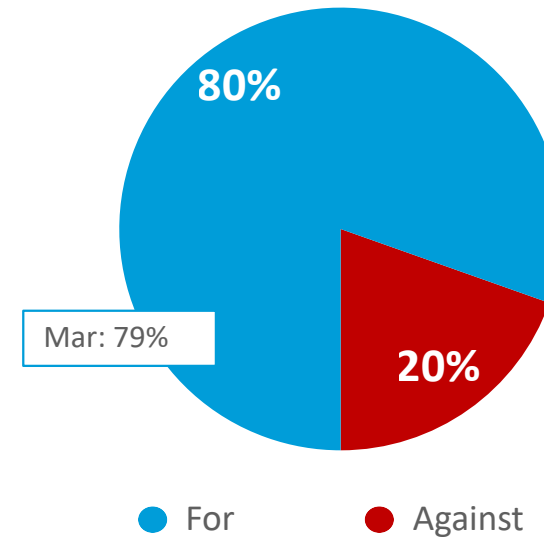
Column %	DEM	GOP	IND/OTH
For	76%	80%	70%
Against	24%	20%	30%

VOTERS ARE SPLIT ON WHETHER DEMOCRATS SUPPORT DEPORTING VIOLENT UNDOCUMENTED IMMIGRANTS, WHILE A STRONG MAJORITY SAY REPUBLICANS DO

Are Democrats for or against deporting violent criminals here illegally?



Are Republicans for or against deporting violent criminals here illegally?

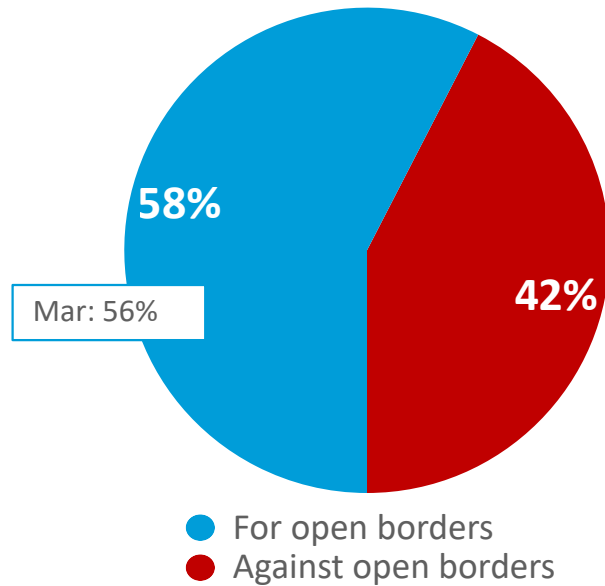


Column %	DEM	GOP	IND/OTH
For	71%	33%	50%
Against	29%	67%	50%

Column %	DEM	GOP	IND/OTH
For	79%	84%	78%
Against	21%	16%	22%

OVER HALF OF VOTERS FEEL THE DEMOCRATS STAND FOR OPEN BORDERS TODAY

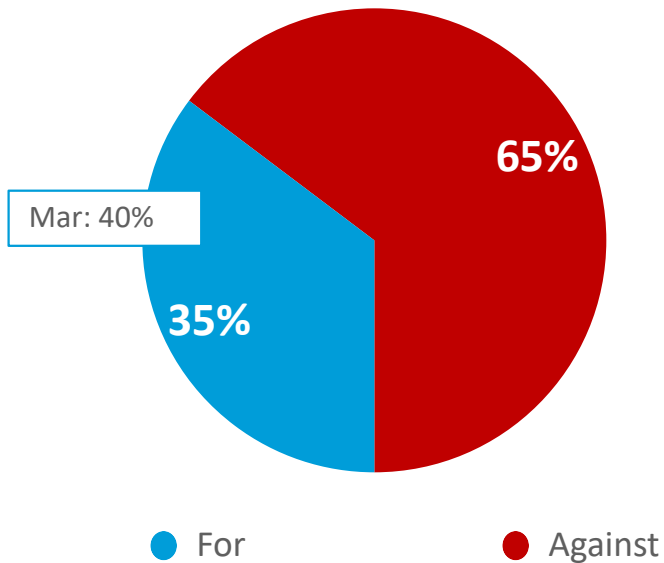
Do you think that the Democrats are standing now for open borders or are they against open borders?



Column %	DEM	GOP	IND/OTH
For open borders	52%	67%	53%
Against open borders	48%	33%	47%

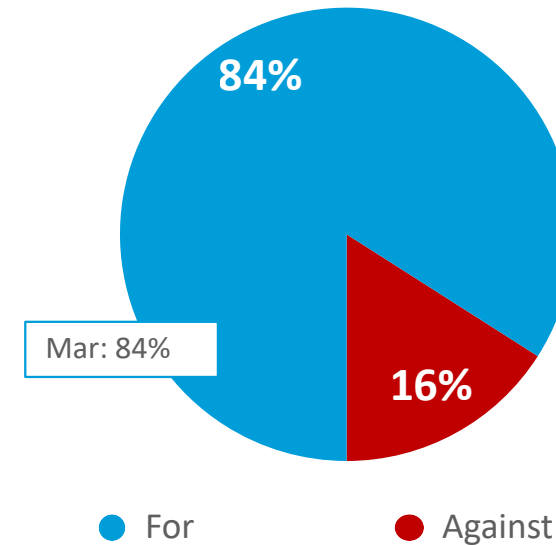
MOST VOTERS SAY DEMOCRATS OPPOSE VOTER ID REQUIREMENTS, WHILE A LARGE MAJORITY SAY REPUBLICANS SUPPORT THEM

Are Democrats for or against voters showing ID to vote?



Column %	DEM	GOP	IND/OTH
For	50%	22%	34%
Against	50%	78%	66%

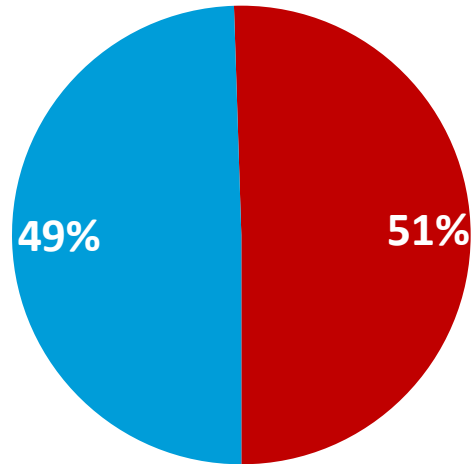
Are Republicans for or against voters showing ID to vote?



Column %	DEM	GOP	IND/OTH
For	80%	92%	80%
Against	20%	8%	20%

VOTERS ARE SPLIT ON WHO SHOULD HANDLE REDISTRICTING, WHILE A MODEST MAJORITY SAY VIRGINIA'S VOTE WILL FURTHER DEMOCRACY

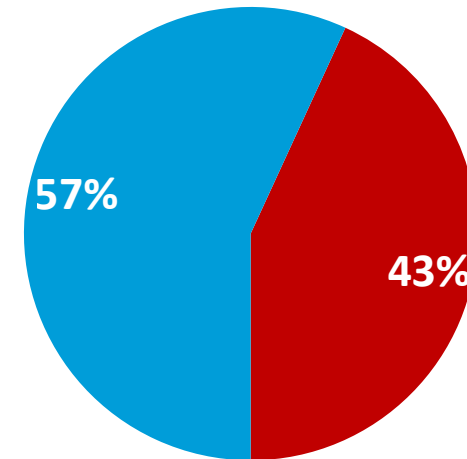
Should redistricting be done by state legislatures or by independent commissions in each state?



● State legislatures ● Independent commissions

Column %	DEM	GOP	IND/OTH
State legislatures	54%	53%	41%
Independent commissions	46%	47%	59%

Do you think the recent vote to add four Democrat districts to Virginia will help further democracy or lessen democracy?



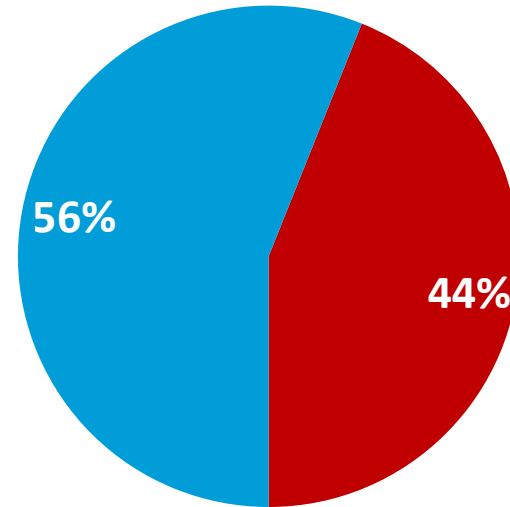
● Further democracy ● Lessen democracy

Column %	DEM	GOP	IND/OTH
Further democracy	80%	39%	53%
Lessen democracy	20%	61%	47%

A SMALL MAJORITY SAY GERRYMANDERING SHOULD BE RESTRICTED BY THE COURTS

Do you think political gerrymandering should be restricted by the courts or left to the state legislatures?

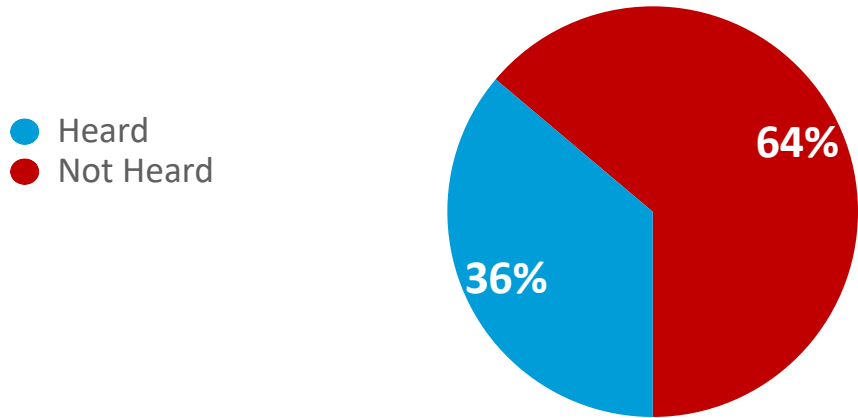
- Restricted by the courts
- Left to the state legislatures



Column %	DEM	GOP	IND/OTH
Restricted by the courts	51%	65%	51%
Left to the state legislatures	49%	35%	49%

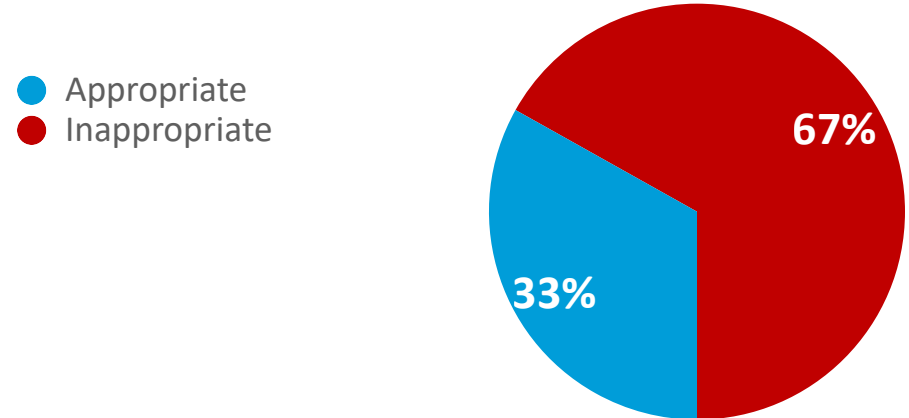
AWARENESS OF THE SOUTHERN POVERTY LAW CENTER CASE IS LIMITED, BUT A TWO-THIRDS MAJORITY VIEW THE ACTIONS AS INAPPROPRIATE

Have you heard or not heard anything about the federal indictment handed to the Southern Poverty Law Center, a historical civil rights, legal advocacy, and public education non-profit, for paying informants to infiltrate and instigate right wing extremist groups?



Column %	DEM	GOP	IND/OTH
Heard	32%	43%	33%
Not Heard	68%	57%	67%

Do you think such payments by the Southern Poverty Law Center to infiltrate right wing extremists were appropriate or inappropriate and violated legal statutes?



Column %	DEM	GOP	IND/OTH	Heard About SPLC Indictment
Appropriate	40%	30%	29%	43%
Inappropriate	60%	70%	71%	57%

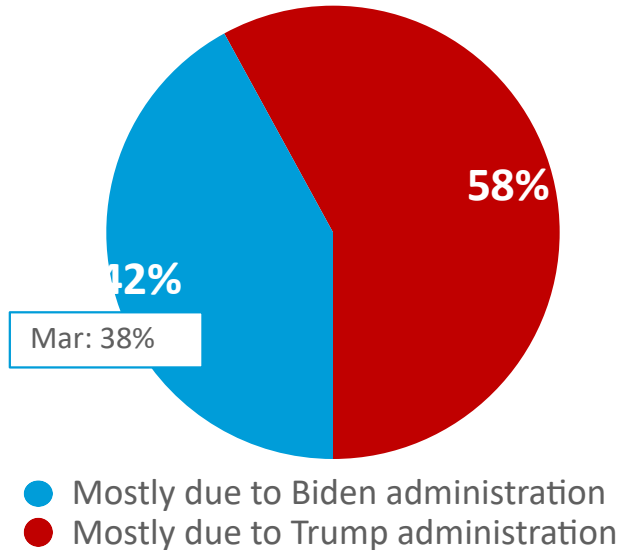
SPLC0401: Have you heard or not heard anything about the federal indictment handed to the Southern Poverty Law Center, a historical civil rights, legal advocacy, and public education non-profit, for paying informants to infiltrate and instigate right wing extremist groups?

SPLC0402: Do you think such payments by the Southern Poverty Law Center to infiltrate right wing extremists were appropriate or inappropriate and violated legal statutes?

ECONOMY & JOBS

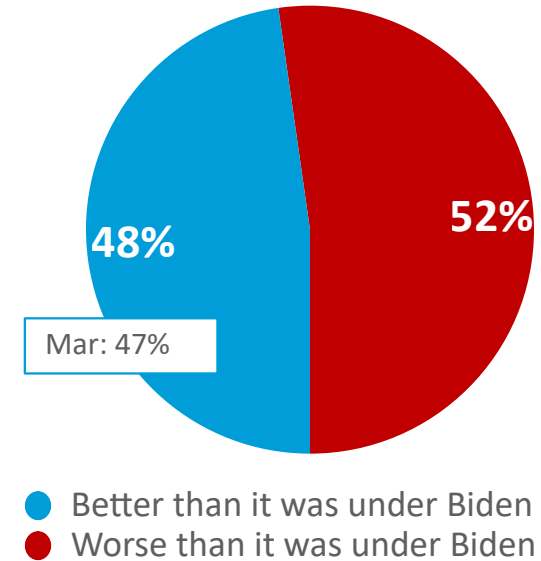
A MODEST MAJORITY OF VOTERS ATTRIBUTE TODAY'S ECONOMY TO TRUMP'S POLICIES, AND A SMALLER MAJORITY SAY IT IS WORSE THAN UNDER BIDEN

Do you think the current state of the economy is mostly due to the policies of the Biden administration or the Trump administration?



Column %	DEM	GOP	IND/OTH
Mostly due to Biden administration	23%	67%	35%
Mostly due to Trump administration	77%	33%	65%

Is the economy today better or worse than it was when Biden was president?

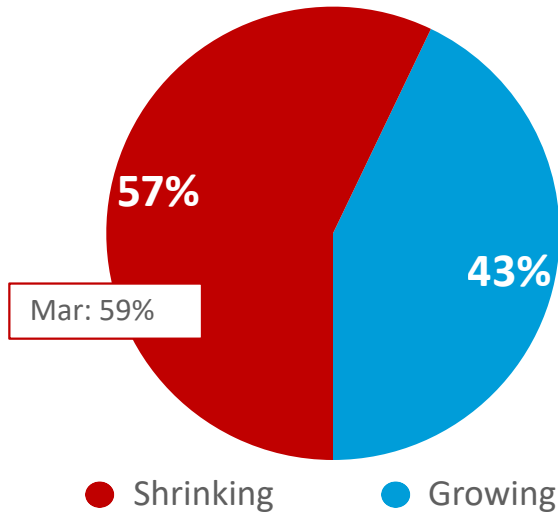


Column %	DEM	GOP	IND/OTH
Better than it was under Biden	29%	76%	35%
Worse than it was under Biden	71%	24%	65%

TE0101: Do you think the current state of the economy is mostly due to the policies of the Biden administration or the Trump administration?
 TE0102: Is the economy today better or worse than it was when Biden was president?

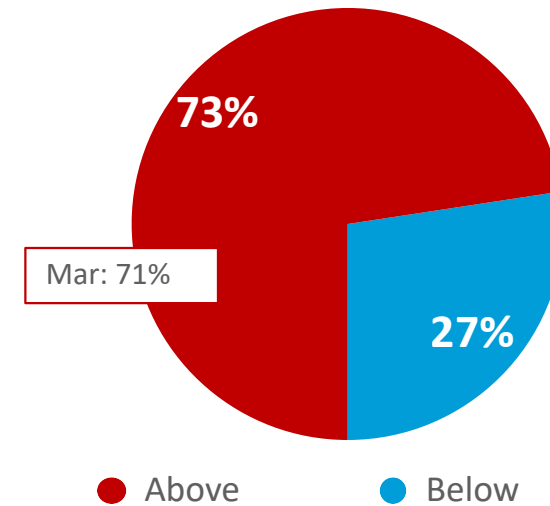
MOST VOTERS FEEL THE ECONOMY IS SHRINKING AND A LARGER MAJORITY SAY INFLATION REMAINS ABOVE 3 PERCENT

Do you think the economy is shrinking or growing?



Column %	DEM	GOP	IND/OTH
Shrinking	78%	30%	65%
Growing	22%	70%	35%

Do you think inflation is above or below 3 per cent a year right now?



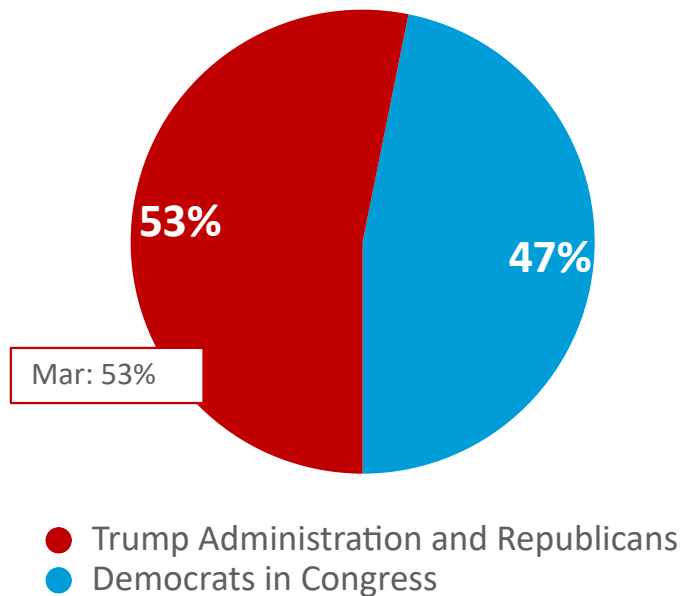
Column %	DEM	GOP	IND/OTH
Above	77%	66%	75%
Below	23%	34%	25%

TE0103: Do you think the economy is shrinking or growing?

TE0104: Do you think inflation is above or below 3 per cent a year right now?

STILL, TRUMP AND REPUBLICANS HOLD A NARROW EDGE OVER DEMOCRATS ON TRUST TO MANAGE THE ECONOMY

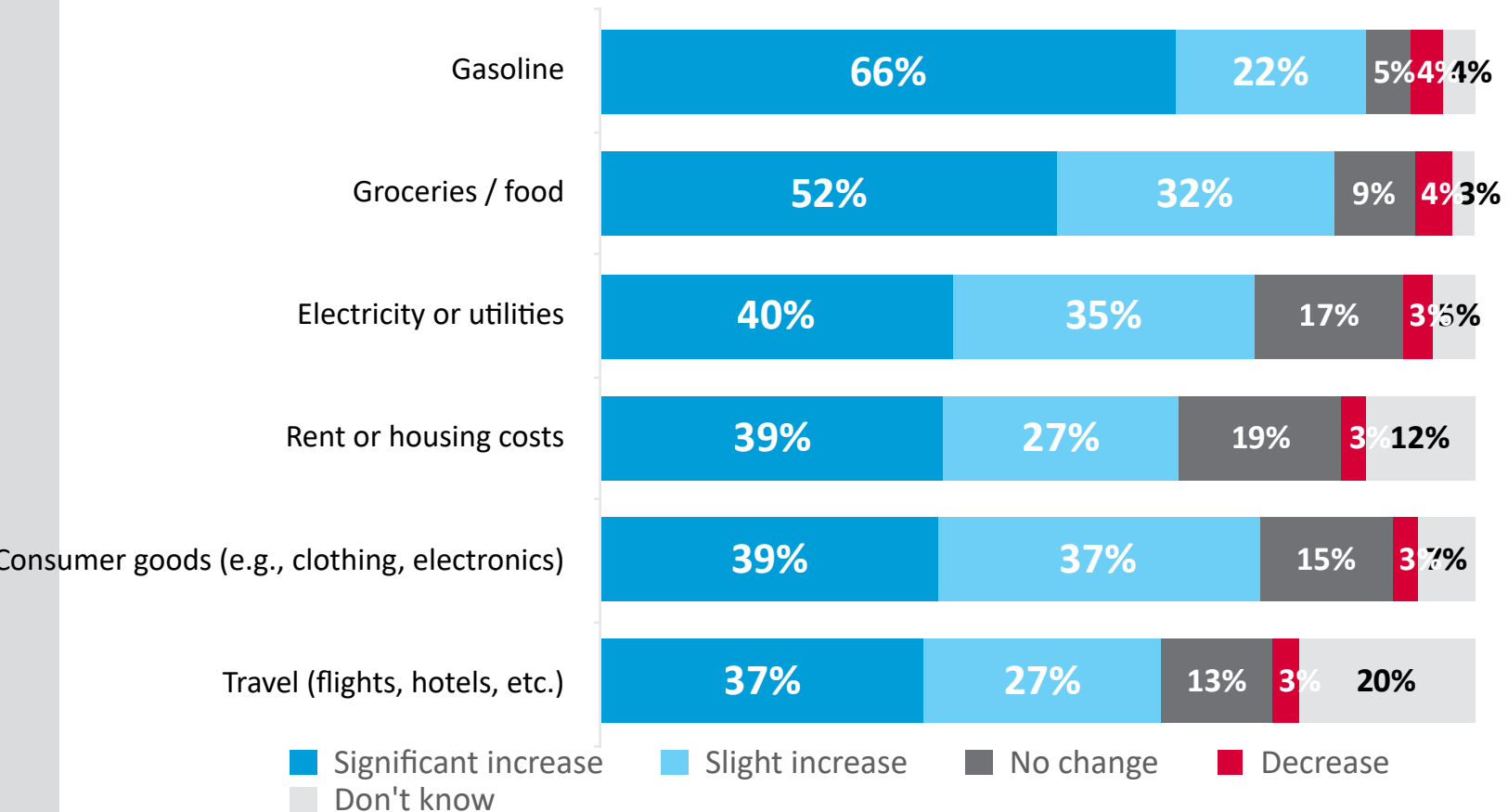
Who do you trust more to manage the economy – the Trump administration and Republicans or Democrats in Congress?



Column %	DEM	GOP	IND/OTH
Trump Administration and Republicans	16%	93%	48%
Democrats in Congress	84%	7%	52%

VOTERS REPORT WIDESPREAD PRICE INCREASES ACROSS KEY SPENDING CATEGORIES, WITH GAS HIKES FELT MOST BROADLY

In the past few months, have you noticed an increase, decrease, or no change in the price of any of the following?

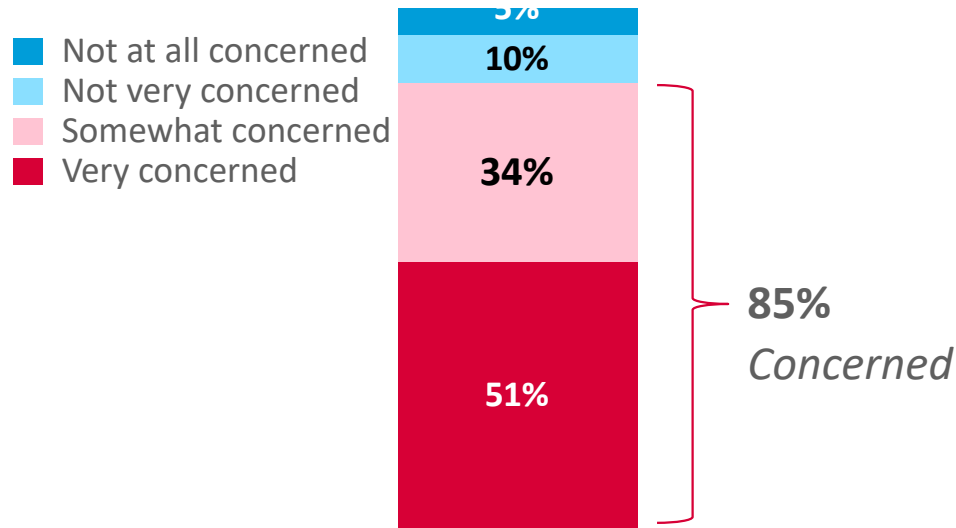


% Significant Increase

Column %	DEM	GOP	IND/OTH
Gasoline	74%	56%	67%
Groceries / food	64%	37%	56%
Electricity or utilities	49%	29%	43%
Rent or housing costs	49%	28%	42%
Consumer goods (e.g., clothing, electronics)	51%	23%	42%
Travel (flights, hotels, etc.)	46%	28%	38%

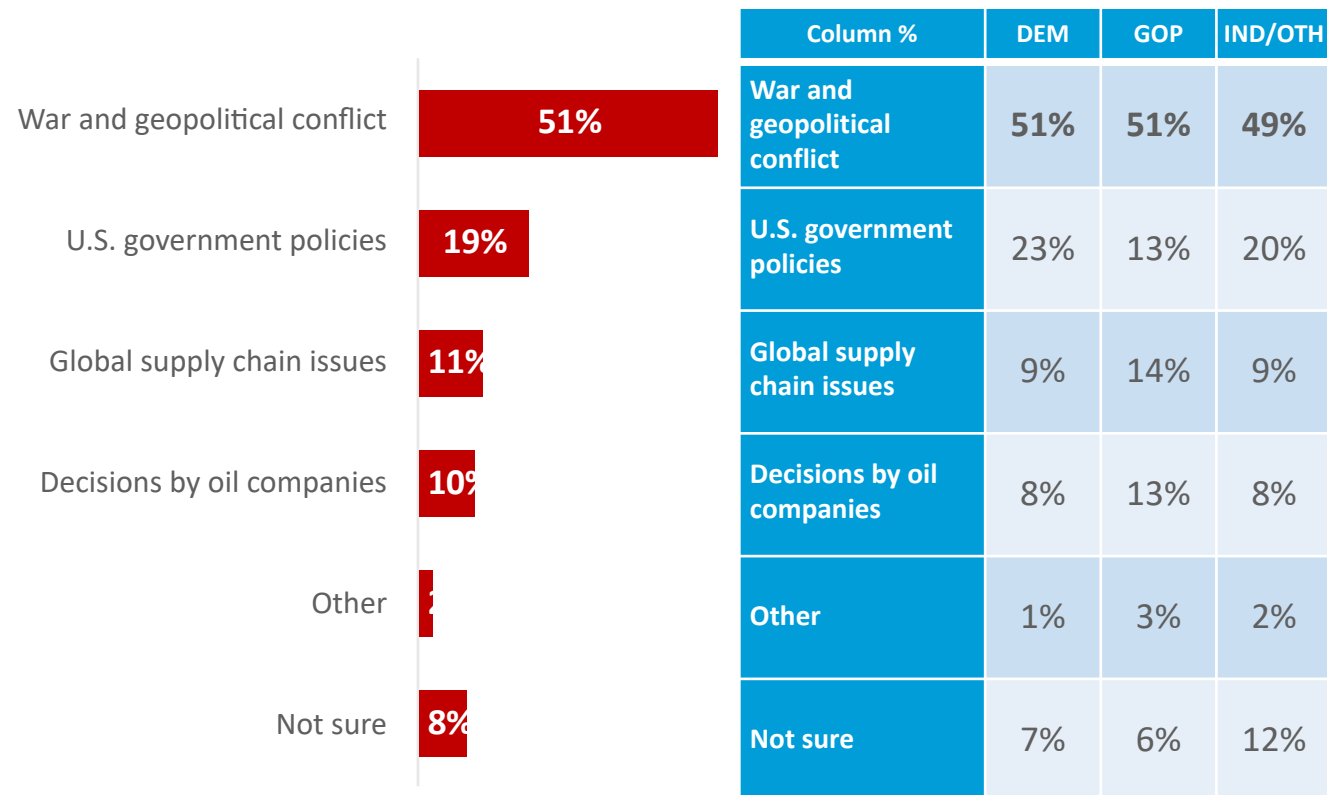
VOTERS ARE HIGHLY CONCERNED GAS PRICES WILL DRIVE BROADER COSTS INCREASES, WITH GEOPOLITICAL CONFLICT SEEN AS THE PRIMARY CAUSE

How concerned or unconcerned are you that higher gas prices will lead to broader increases in the cost of living (e.g., food, goods, services)?



Column %	DEM	GOP	IND/OTH
Concerned (NET)	91%	78%	86%
Not concerned (NET)	9%	22%	14%

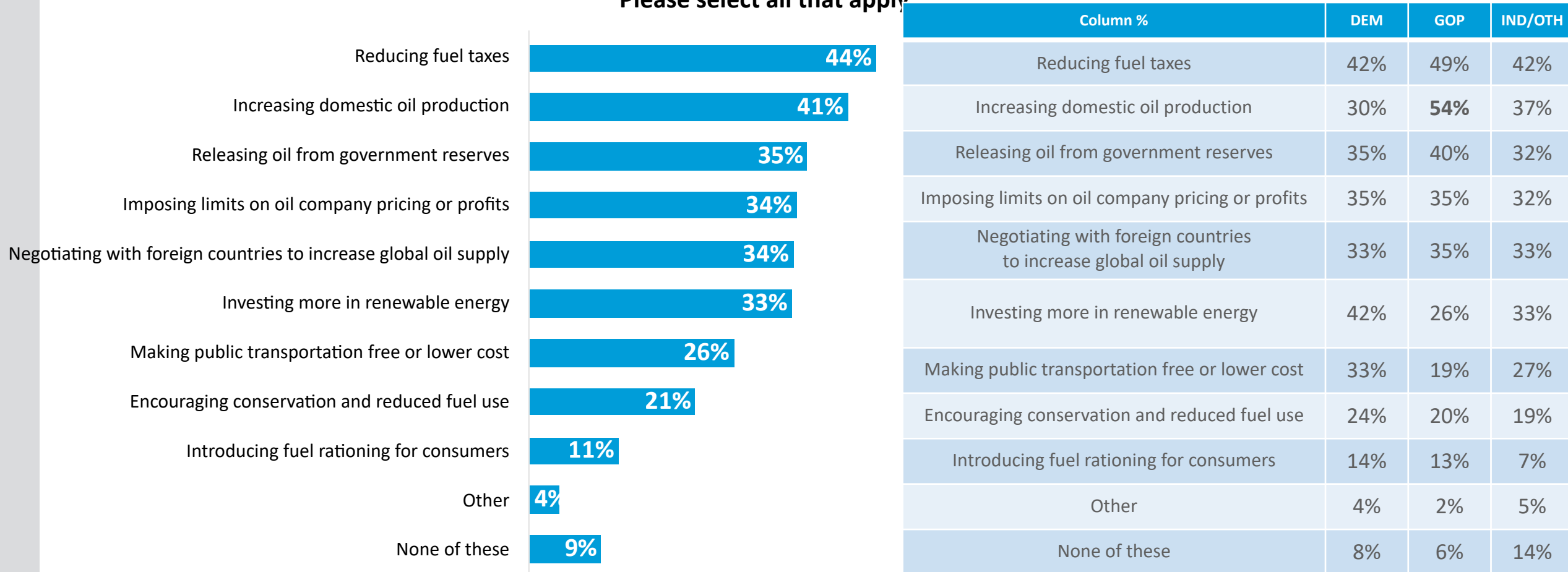
Which of the following do you think is the biggest cause of higher gas prices right now?



VOTERS MOST SUPPORT REDUCING FUEL TAXES TO ADDRESS HIGH GAS PRICES, FOLLOWED BY ACTIONS TO INCREASE OIL SUPPLY

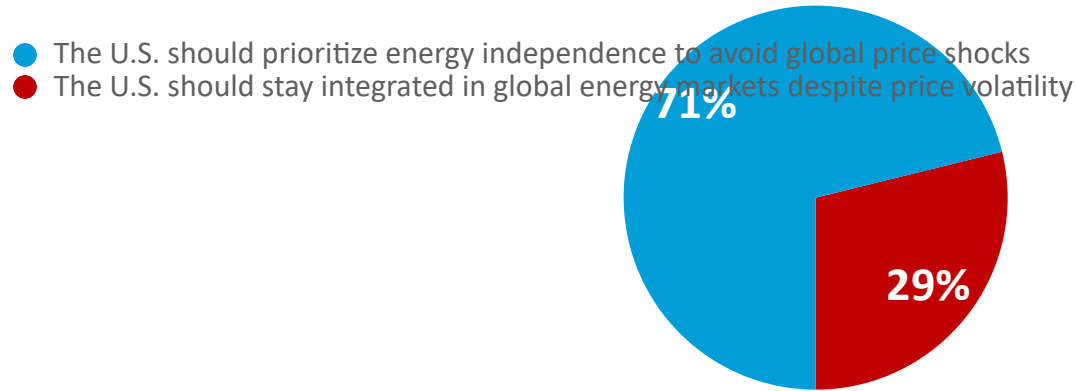
Which of the following actions would you support the U.S. government taking to address high gas prices?
Please select all that apply

% by Political Party

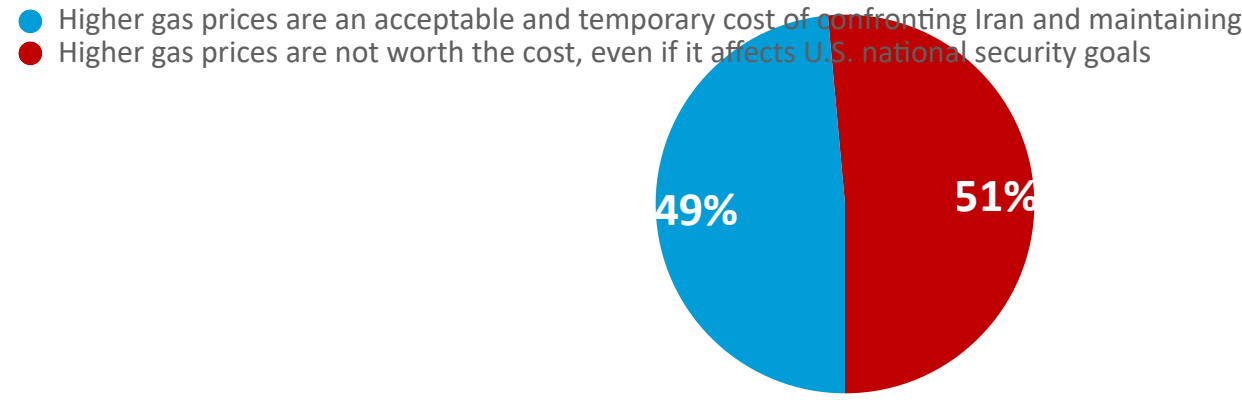


A STRONG MAJORITY FAVOR U.S. ENERGY INDEPENDENCE, BUT ARE SPLIT OVER WHETHER HIGHER GAS PRICES ARE WORTH THE NATIONAL SECURITY TRADEOFF

Which of the following do you agree with more, even if neither is exactly right?



Which of the following do you agree with more, even if neither is exactly right?



Column %	DEM	GOP	IND/OTH
The U.S. should prioritize energy independence to avoid global price shocks	66%	75%	72%
The U.S. should stay integrated in global energy markets despite price volatility	34%	25%	28%

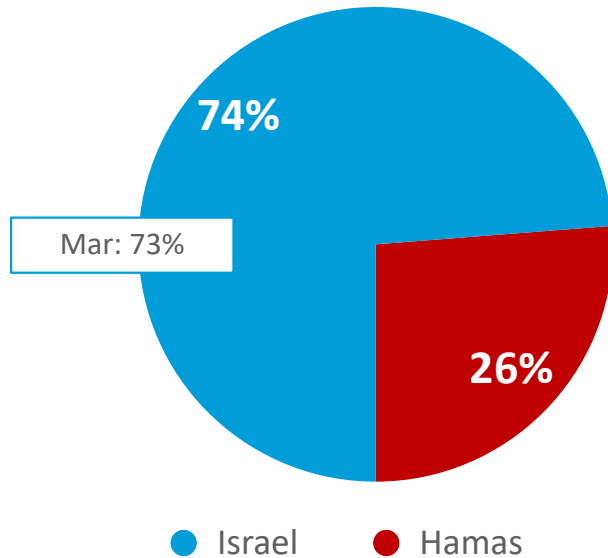
Column %	DEM	GOP	IND/OTH
Higher gas prices are an acceptable and temporary cost of confronting Iran and maintaining U.S. national security goals	32%	71%	41%
Higher gas prices are not worth the cost, even if it affects U.S. national security goals	68%	29%	59%

PRICE0405: Which of the following do you agree with more, even if neither is exactly right?
 PRICE0406: Which of the following do you agree with more, even if neither is exactly right?

MIDDLE EAST & IRAN

AROUND 3 IN 4 VOTERS SUPPORT ISRAEL OVER HAMAS, WITH SUPPORT FOR ISRAEL HIGHEST AMONG OLDER AGE GROUPS AND GOP

In the Israel-Hamas conflict do you support more Israel or more Hamas?

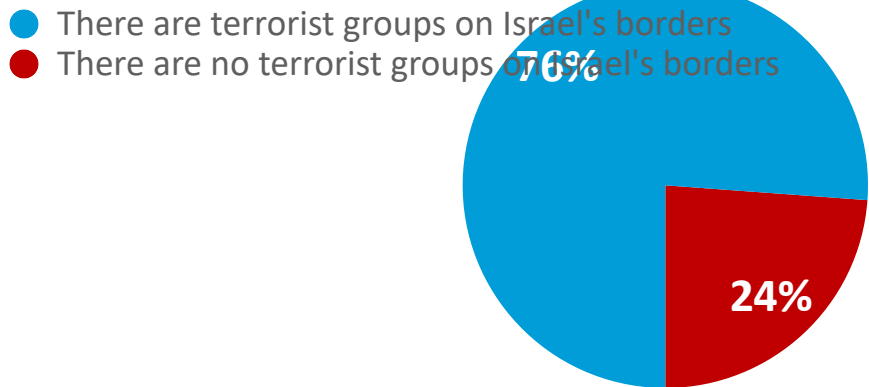


Column %	DEM	GOP	IND/OTH
Israel	66%	86%	68%
Hamas	34%	14%	32%

Column %	18-24	25-34	35-44	45-54	55-64	65+
Israel	54%	60%	71%	76%	78%	89%
Hamas	46%	40%	29%	24%	22%	11%

3 IN 4 SAY THERE ARE TERRORIST GROUPS ON ISRAEL'S BORDERS, WITH A PLURALITY AGREEING THEY AIM TO DESTROY ISRAEL

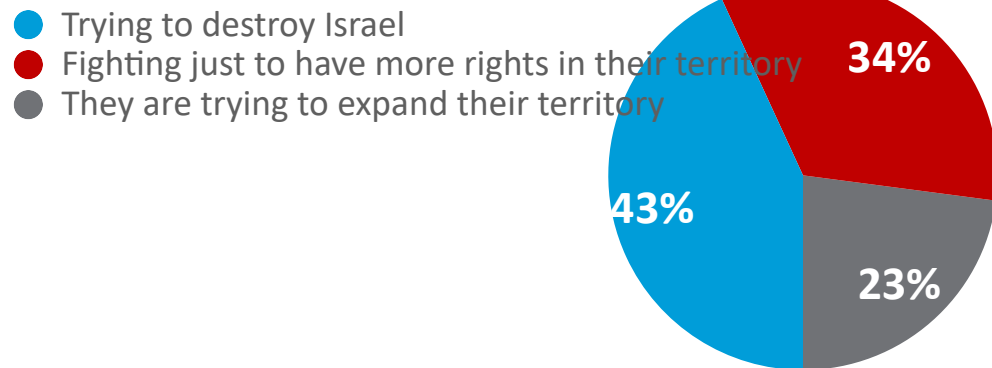
Would you say that today there are terrorist groups on the borders of Israel, including Hamas and Hezbollah, or is that not the case?



Column %	DEM	GOP	IND/OTH
There are terrorist groups..	70%	83%	75%
There are no terrorist group...	30%	17%	25%

Column %	18-24	25-34	35-44	45-54	55-64	65+
There are terrorist groups..	60%	67%	69%	75%	83%	90%
There are no terrorist group...	40%	33%	31%	25%	17%	10%

Do you think those groups are trying to destroy Israel, are they fighting just to have more rights in their territory, or are they fighting to expand their territory?



Column %	DEM	GOP	IND/OTH
Trying to destroy Israel	26%	61%	42%
Fighting just to have more rights...	48%	19%	35%
They are trying to expand...	26%	20%	23%

Column %	18-24	25-34	35-44	45-54	55-64	65+
Trying to destroy Israel	30%	28%	33%	46%	49%	61%
Fighting just to have more rights...	40%	47%	40%	30%	29%	22%
They are trying to expand...	30%	25%	26%	24%	21%	17%

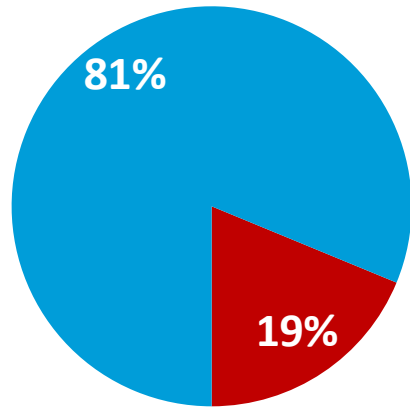
ISR0402: Would you say that today there are terrorist groups on the borders of Israel, including Hamas and Hezbollah, or is that not the case?

ISR0403: Do you think those groups are trying to destroy Israel, are they fighting just to have more rights in their territory, or are they fighting to expand their territory?

A STRONG MAJORITY SUPPORTS A LONG-TERM PEACE AGREEMENT BETWEEN ISRAEL AND LEBANON, WITH THREE-QUARTERS AGREEING HEZBOLLAH SHOULD BE REQUIRED TO DISARM AS PART OF IT

Do you support or oppose a long-term peace agreement between Israel and Lebanon?

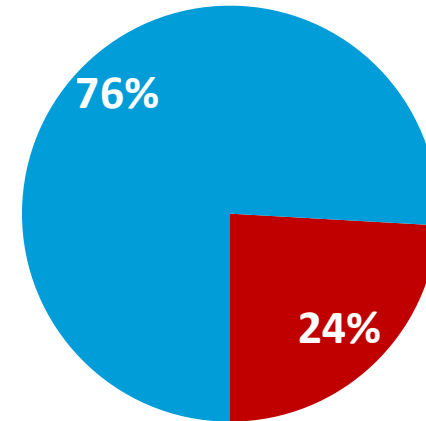
● Support
● Oppose



Column %	DEM	GOP	IND/OTH
Support	80%	88%	75%
Oppose	20%	12%	25%

Should Hezbollah be required to disarm or not be required to disarm as part of a long-term peace agreement between Israel and Lebanon?

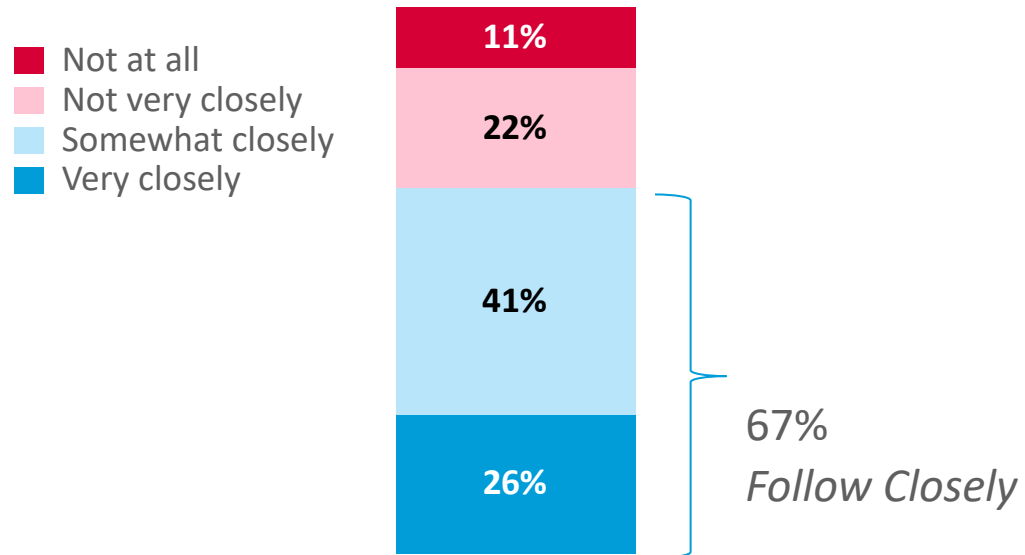
● Hezbollah should be required to disarm
● Hezbollah should not be required to disarm



Column %	DEM	GOP	IND/OTH
Hezbollah should be required to disarm	70%	87%	70%
Hezbollah should not be required to disarm	30%	13%	30%

MOST VOTERS ACROSS PARTY LINES AND AGE GROUPS ARE PAYING ATTENTION TO THE MIDDLE EAST CONFLICT BETWEEN THE UNITED STATES, ISRAEL AND IRAN

How closely have you been following developments in the conflict between the United States, Israel and Iran?

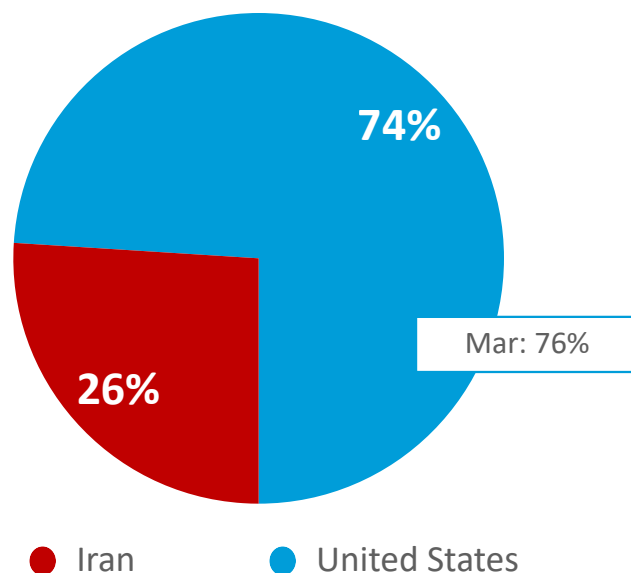


Column %	DEM	GOP	IND/OTH
Closely (NET)	67%	77%	58%
Not closely (NET)	33%	23%	42%

Column %	18-24	25-34	35-44	45-54	55-64	65+
Closely (NET)	64%	68%	70%	60%	62%	76%
Not closely (NET)	36%	32%	30%	40%	38%	24%

THREE-QUARTERS OF VOTERS THINK THE U.S. IS WINNING IN THE WAR WITH IRAN RIGHT NOW

In the war with Iran, is Iran or the U.S. winning right now?

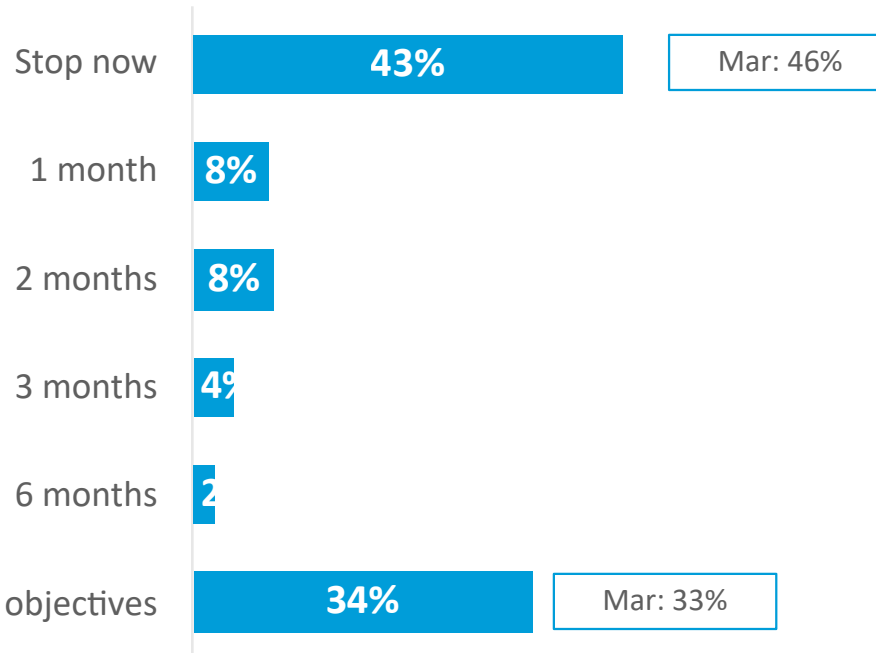


Column %	DEM	GOP	IND/OTH	Follow conflict closely
Iran	40%	9%	30%	28%
United States	60%	91%	70%	72%

Column %	18-24	25-34	35-44	45-54	55-64	65+
Iran	22%	28%	22%	22%	28%	30%
United States	78%	72%	78%	78%	72%	70%

A PLURALITY FEEL THE U.S. SHOULD STOP THE FIGHTING NOW, WHILE A THIRD SUPPORT CONTINUING ENGAGEMENT UNTIL OBJECTIVES ARE ACHIEVED

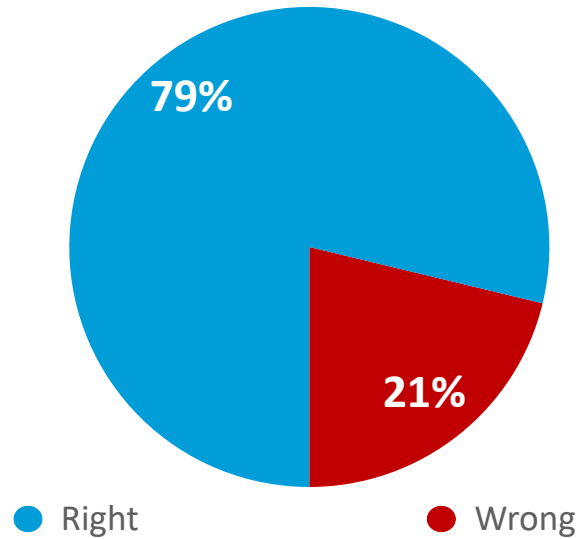
Do you think the U.S. should stop the fighting now, continue for a month, two months, three months, six months or however long it takes to achieve its objectives?



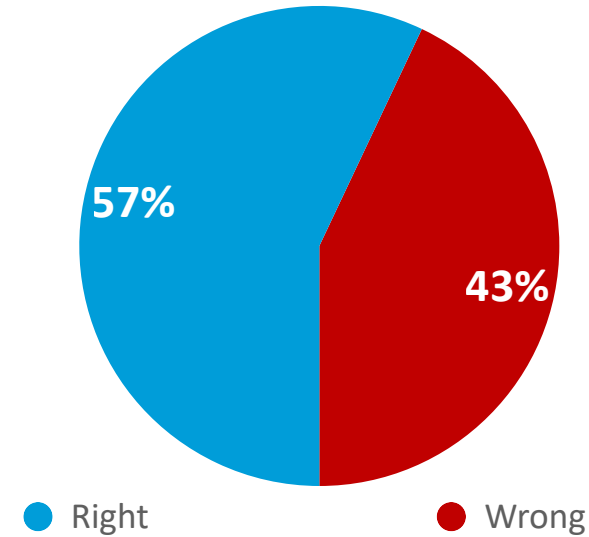
Column %	DEM	GOP	IND/OTH	Follow conflict closely
Stop now	64%	20%	48%	41%
1 month	7%	9%	7%	8%
2 months	9%	9%	7%	9%
3 months	4%	5%	3%	5%
6 months	2%	3%	3%	3%
Engage for however long it takes to achieve its objectives	15%	54%	33%	35%

4 IN 5 SAY TRUMP WAS RIGHT TO AGREE TO A CEASEFIRE, WHILE A SMALL MAJORITY FEEL HE WAS RIGHT TO ENFORCE A BLOCKADE

Do you think the president was right or wrong to agree to a cease fire?



Do you think the president was right or wrong to put a blockade on ships to Iran to take down the Iranian economy?



Column %	DEM	GOP	IND/OTH	Follow conflict closely
Right	76%	85%	75%	81%
Wrong	24%	15%	25%	19%

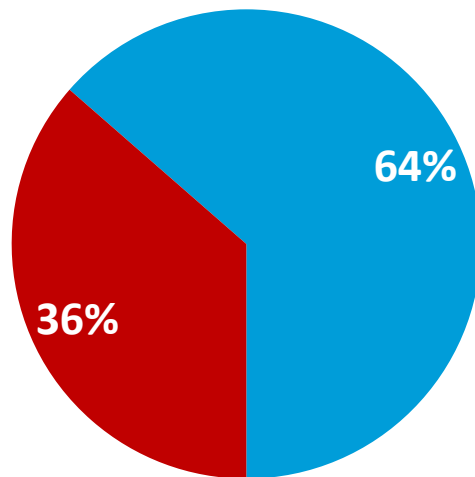
Column %	DEM	GOP	IND/OTH	Follow conflict closely
Right	36%	86%	46%	59%
Wrong	64%	14%	54%	41%

IRAN0412. Do you think the president was right or wrong to agree to a cease fire?

IRAN0413. Do you think the president was right or wrong to put a blockade on ships to Iran to take down the Iranian economy?

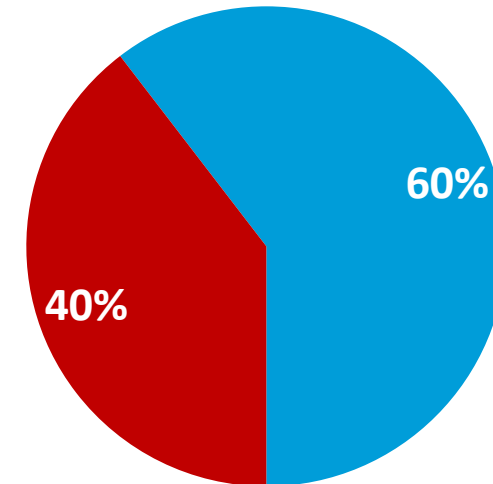
MOST BELIEVE IRAN'S LEADERSHIP IS NOW SPLIT INTO FACTIONS, AND THAT IF TRUMP MAINTAINS STRENGTH IRAN WILL GIVE UP ITS NUCLEAR PROGRAM

Do you think that the Iranians have new central leadership or that they leadership is now split into factions?



● Have central leadership ● Leadership is now split into factions

If the president remains strong against Iran do you think Iran will give up their nuclear program or not give it up?



● Give up ● Not give up

Column %	DEM	GOP	IND/OTH	Follow conflict closely
Have central leadership	43%	32%	35%	37%
Leadership is now split into factions	57%	68%	65%	63%

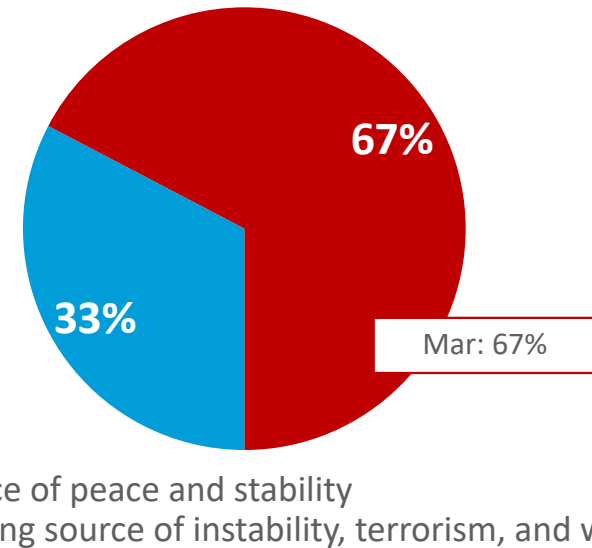
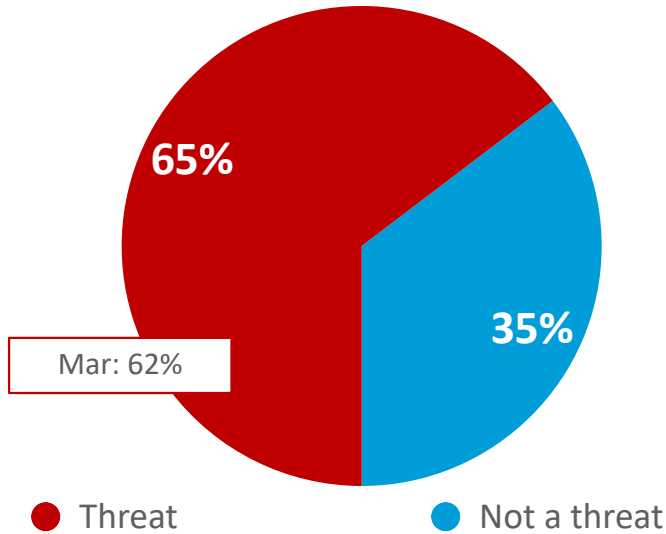
Column %	DEM	GOP	IND/OTH	Follow conflict closely
Give up	27%	56%	34%	42%
Not give up	73%	44%	66%	58%

IRAN0414. Do you think that the Iranians have new central leadership or that they leadership is now split into factions?
 IRAN0415. If the president remains strong against Iran do you think Iran will give up their nuclear program or not give it up?

AROUND 2 IN 3 AGREE IRAN IS A NATIONAL SECURITY THREAT, AND SAY IRAN IS A LEADING SOURCE OF REGIONAL INSTABILITY

Based on what you know, has Iran mainly acted as a source of peace and stability in the Middle East or has it been a leading source of instability, terrorism, and war in the region?

Is Iran a national security threat to the United States or not?



Column %	DEM	GOP	IND/OTH	Follow conflict closely
Threat	53%	81%	59%	66%
Not a threat	47%	19%	41%	34%

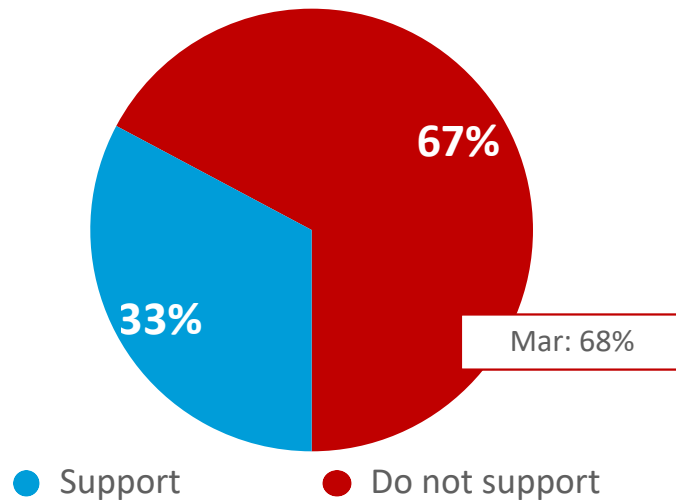
Column %	DEM	GOP	IND/OTH	Follow conflict closely
Source of peace and stability	42%	23%	33%	33%
Leading source of instability, terrorism, and war	58%	77%	67%	67%

IRAN0306: Is Iran a national security threat to the United States or not?

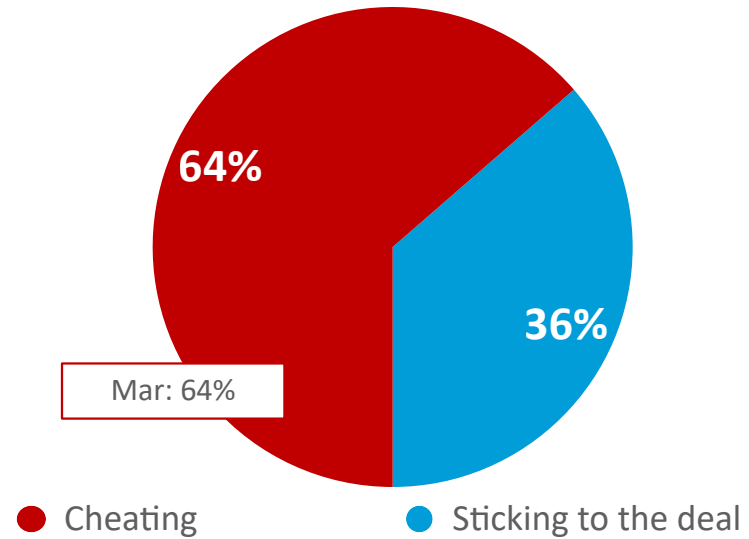
IRAN0307: Based on what you know, has Iran mainly acted as a source of peace and stability in the Middle East or has it been a leading source of instability, terrorism, and war in the region?

MOST BELIEVE IRANIANS DO NOT SUPPORT THE CURRENT REGIME, AND SAY REGIME WAS CHEATING THE NUCLEAR DEAL TERMS

Do you think the Iranian people support the Iranian regime run by the Ayatollahs or do they not support that regime?



Do you think Iran was cheating on its nuclear deal and undertaking banned activities or was it sticking to its deal?



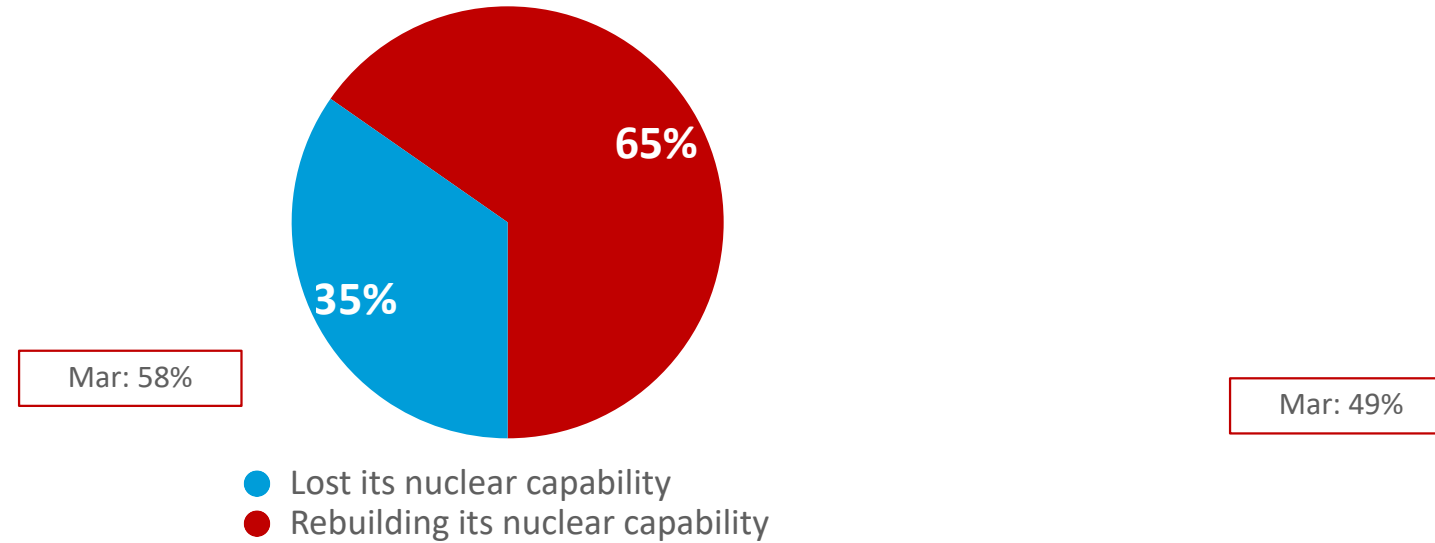
Column %	DEM	GOP	IND/OTH	Follow conflict closely
Support	36%	32%	31%	33%
Do not support	64%	68%	69%	67%

Column %	DEM	GOP	IND/OTH	Follow conflict closely
Cheating	48%	81%	61%	65%
Sticking to the deal	52%	19%	39%	35%

IRAN0308: Do you think the Iranian people support the Iranian regime run by the Ayatollahs or do they not support that regime?
 IRAN0305: Do you think Iran was cheating on its nuclear deal and undertaking banned activities or was it sticking to its deal?

MOST VOTERS BELIEVE IRAN IS REBUILDING ITS NUCLEAR PROGRAM

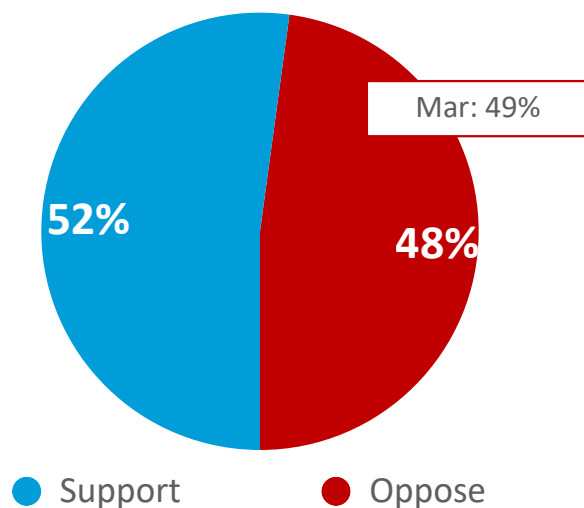
Do you think Iran has lost its nuclear capability after U.S. airstrikes on the country last year or is it rebuilding its nuclear capability?



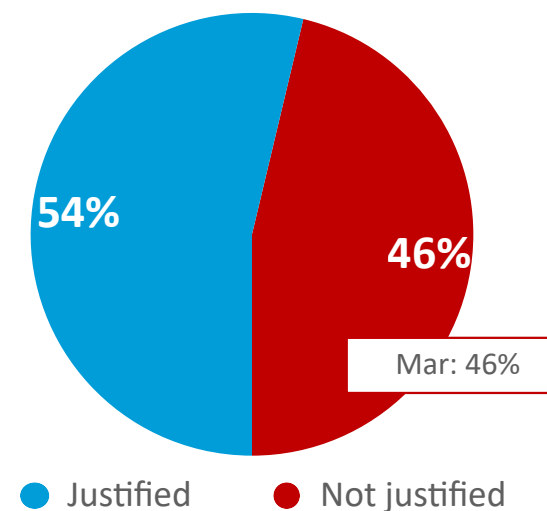
Column %	DEM	GOP	IND/OTH	Follow conflict closely
Lost its nuclear capability	33%	37%	35%	34%
Rebuilding its nuclear capability	67%	63%	65%	66%

A SLIGHT MAJORITY SUPPORTS THE U.S. AIRSTRIKES ON IRAN, AND A BROADER NUMBER STILL BELIEVE THE AIRSTRIKES WERE JUSTIFIED

Do you support or oppose the [U.S. government/ Trump administration] undertaking military airstrikes on Iran?



Do you think that the U.S. military airstrikes on Iran are justified or not justified?



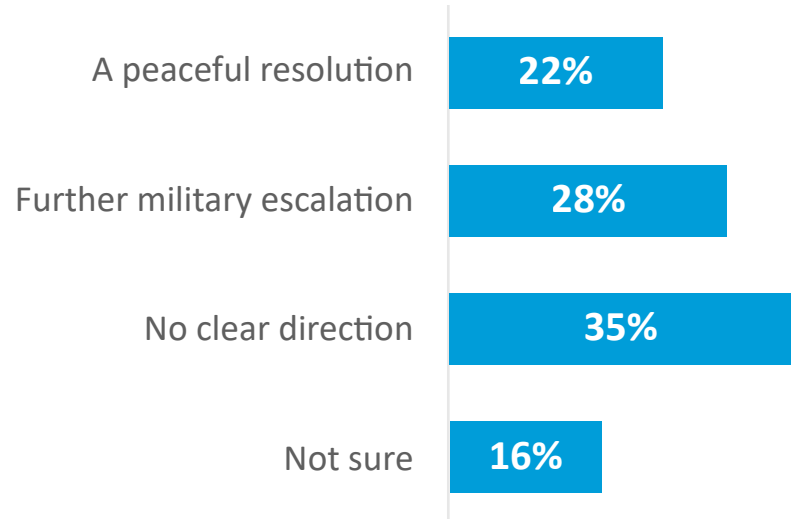
Column %	DEM	GOP	IND/OTH	Follow conflict closely
Support	29%	82%	44%	56%
Oppose	71%	18%	56%	44%

Column %	DEM	GOP	IND/OTH	Follow conflict closely
Justified	31%	84%	45%	57%
Not justified	69%	16%	55%	43%

IRAN0311: Do you support or oppose the [U.S. government/Trump administration] undertaking military airstrikes on Iran?
 IRAN0312: Do you think that the U.S. military airstrikes on Iran are justified or not justified?

THAT SAID, A PLURALITY FEEL THE CONFLICT IS MOVING IN NO CLEAR DIRECTION

Do you think the conflict between the United States and Iran is currently moving toward...

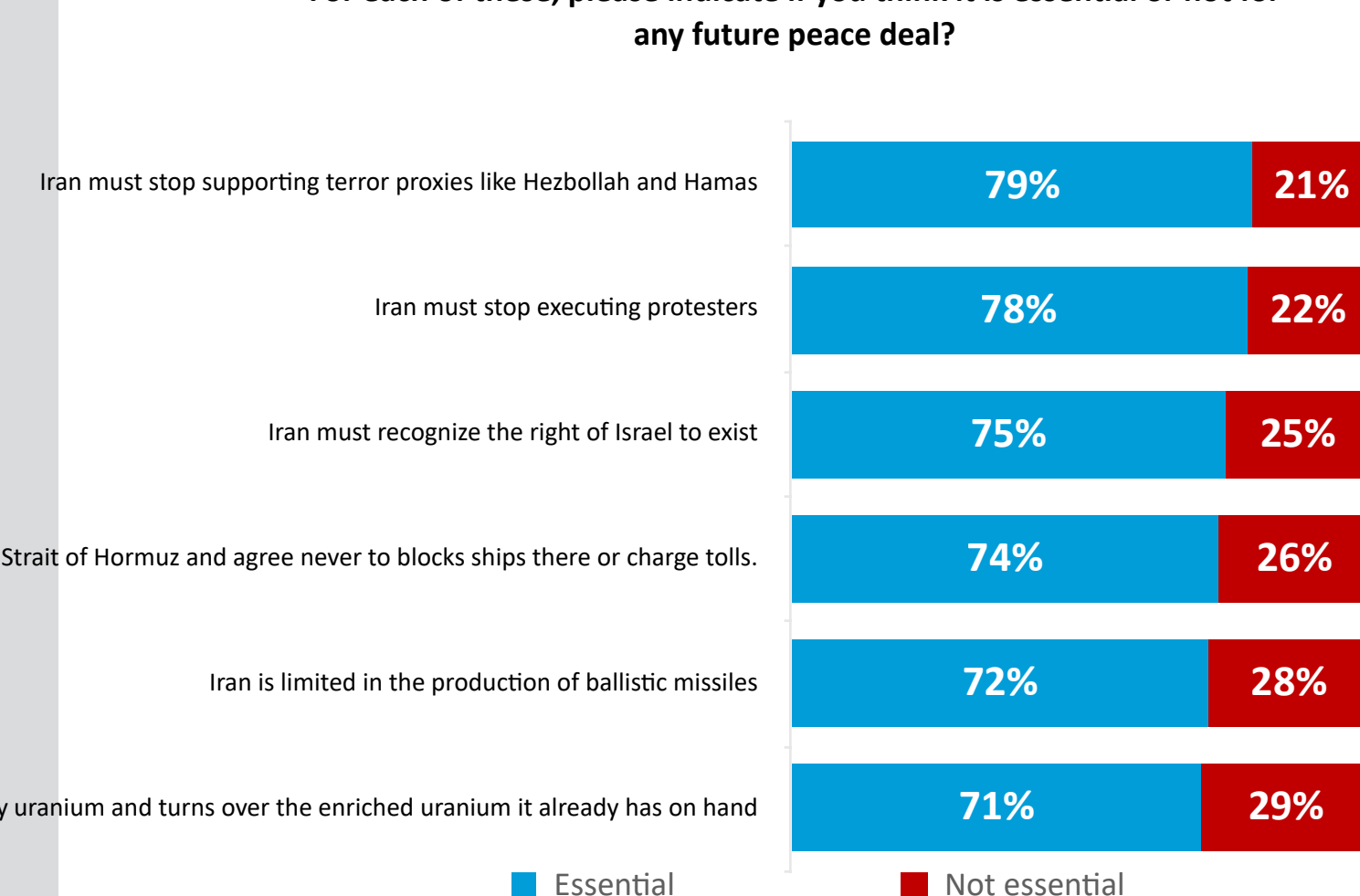


Column %	DEM	GOP	IND/OTH	Follow conflict closely
A peaceful resolution	18%	30%	16%	24%
Further military escalation	28%	31%	25%	32%
No clear direction	42%	26%	36%	34%
Not sure	11%	13%	23%	10%

STRONG MAJORITIES BACK EVERY KEY CONDITION FOR AN IRAN DEAL, WITH REPUBLICANS EXPRESSING THE MOST SUPPORT

For each of these, please indicate if you think it is essential or not for any future peace deal?

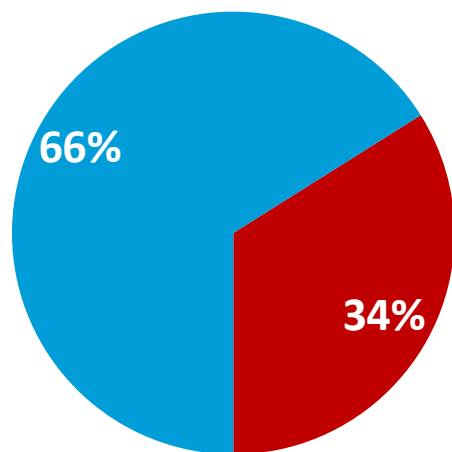
% "Essential"



Column %	DEM	GOP	IND/OTH	Follow conflict closely
Iran must stop supporting terror proxies like Hezbollah and Hamas	71%	91%	75%	82%
Iran must stop executing protesters	75%	84%	75%	81%
Iran must recognize the right of Israel to exist	68%	87%	68%	76%
Iran must give up control of the Strait of Hormuz and agree never to block ships there or charge tolls.	65%	89%	66%	76%
Iran is limited in the production of ballistic missiles	64%	87%	63%	75%
Iran gives up the right to enrich any uranium and turns over the enriched uranium it already has on hand	64%	86%	61%	73%

2 IN 3 SAY TRUMP SHOULD INSIST ON ALL PEACE DEAL PRIORITIES, AND OVER HALF FEEL THE U.S. HAS THE UPPER HAND IN NEGOTIATIONS

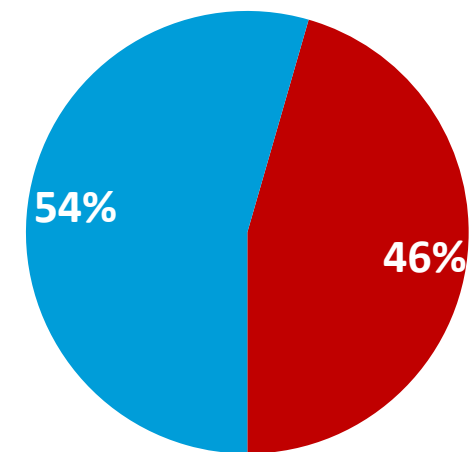
Should the President insist on all these points or should he settle for less?



● Insist on all these points ● Settle for less

Column %	DEM	GOP	IND/OTH	Follow conflict closely
Insist on all these points	52%	84%	60%	68%
Settle for less	48%	16%	40%	32%

Do you think Iran or the US has the upper hand in the negotiations or not?



● US has the upper hand ● US does not have the upper hand

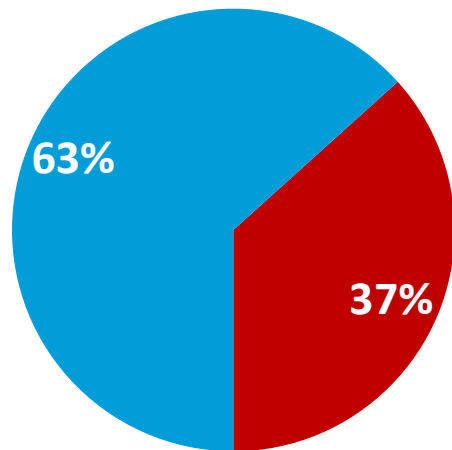
Column %	DEM	GOP	IND/OTH	Follow conflict closely
US has the upper hand	51%	65%	46%	59%
US does not have the upper hand	49%	35%	54%	41%

IRAN0417x: Should the President insist on all these points or should he settle for less?

IRAN0418: Do you think Iran or the US has the upper hand in the negotiations or not?

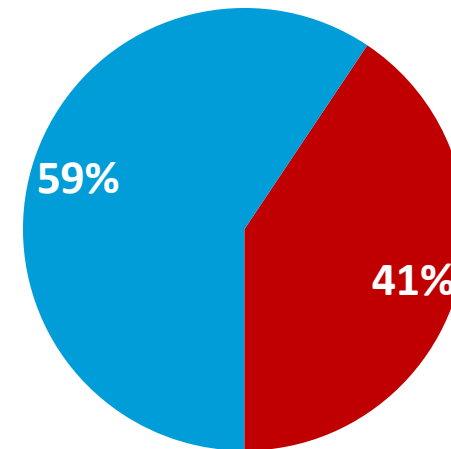
MOST SUPPORT BLOCKADING IRAN IF THEY REFUSE TO CEDE THEIR URANIUM, AND BACK MILITARY ACTION IF U.S. SHIPS ARE ATTACKED

If the Iranians refuse to budge and give up their uranium should the U.S. continue to blockade them?



● Continue to blockade ● Do not continue the blockade

Should the U.S. resume bombing Iranian military and infrastructure targets if they fire on American ships?



● Resume bombing ● Do not bomb again

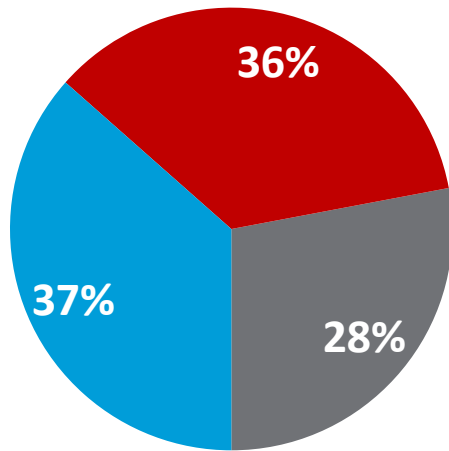
Column %	DEM	GOP	IND/OTH	Follow conflict closely
Continue to blockade	46%	86%	56%	66%
Do not continue the blockade	54%	14%	44%	34%

Column %	DEM	GOP	IND/OTH	Follow conflict closely
Resume bombing	43%	82%	51%	63%
Do not bomb again	57%	18%	49%	37%

IRAN0419: If the Iranians refuse to budge and give up their uranium should the U.S. continue to blockade them?
 IRAN0420: Should the U.S. resume bombing Iranian military and infrastructure targets if they fire on American ships?

THE IRAN CONFLICT'S IMPACT ON VOTE CHOICE SPLITS ALONG PARTISAN LINES. JUST OVER HALF DOUBT GAS PRICES WILL REDUCE BY SUMMER.

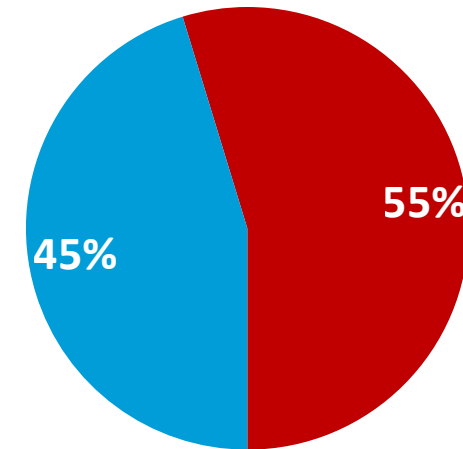
In general, do you think what the President is doing in Iran makes you...?



- More likely to vote Democrat in the upcoming midterm elections
- More likely to vote Republican in the upcoming midterm elections
- Does not have an effect

Column %	DEM	GOP	IND/OTH	Follow conflict closely
More likely to vote Democrat	71%	9%	33%	39%
More likely to vote Republican	9%	71%	23%	41%
Does not have an effect	20%	20%	45%	20%

Do you think the President will get the cost of gas back down or not by the summer?



- Get it back down by summer
- Will not be able to do so by summer

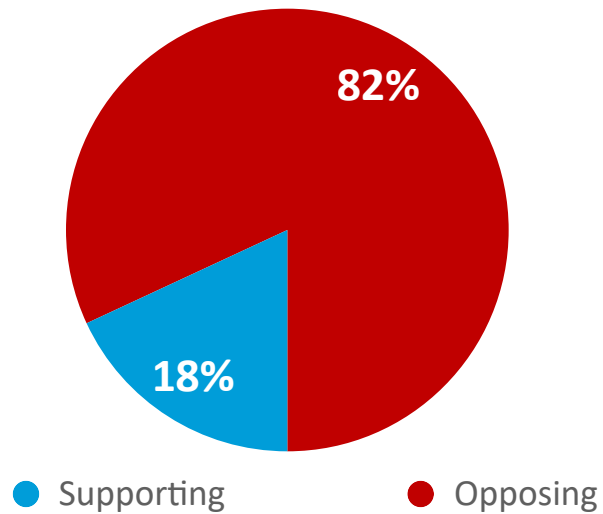
Column %	DEM	GOP	IND/OTH	Follow conflict closely
Get it back down by summer	29%	71%	33%	49%
Will not be able to do so by summer	71%	29%	67%	51%

IRAN0421: In general, do you think what the President is doing in Iran makes you...?

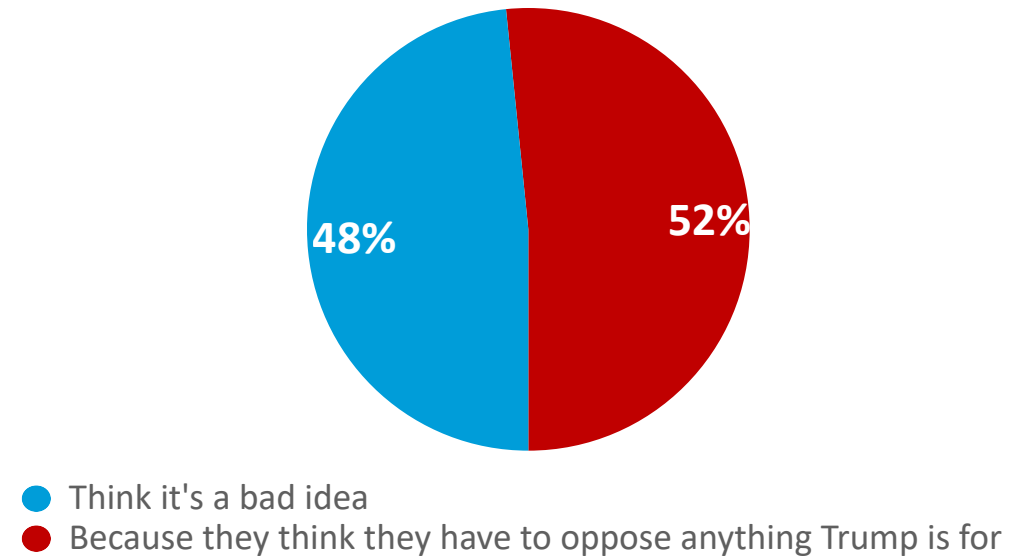
IRAN0422: Do you think the President will get the cost of gas back down or not by the summer?

DEMOCRATS WIDELY SEEN AS OPPOSING THE WAR, BUT VOTERS ARE DIVIDED ON THEIR MOTIVATION

Do you think Democrats are supporting or opposing the war on Iran?



Do you think they are against it because they think it's a bad idea or think they have to oppose anything Trump is for?



Column %	DEM	GOP	IND/OTH	Follow conflict closely
Supporting	19%	16%	20%	18%
Opposing	81%	84%	80%	82%

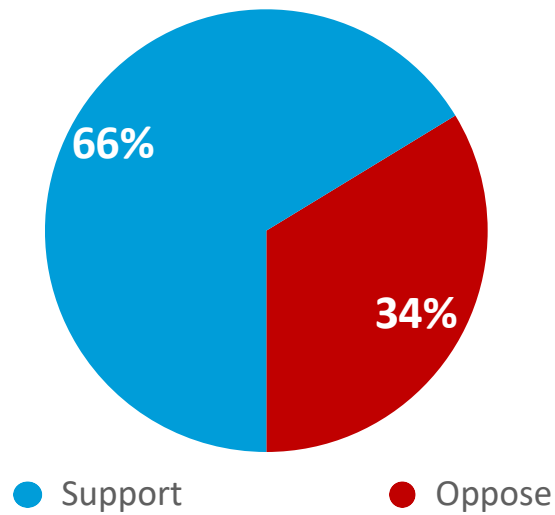
Column %	DEM	GOP	IND/OTH	Follow conflict closely
Think it's a bad idea	76%	21%	51%	48%
Because they think they have to oppose anything Trump is for	24%	79%	49%	52%

IRAN0423: Do you think Democrats are supporting or opposing the war on Iran?

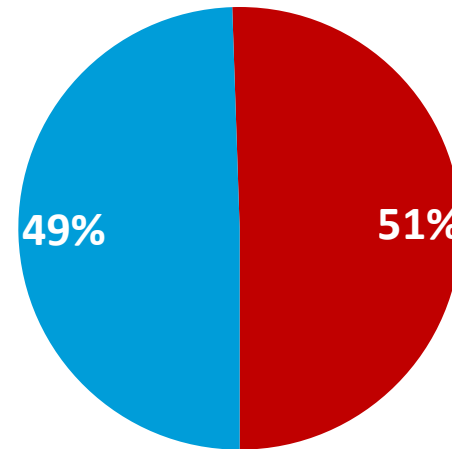
IRAN0424: Do you think they are against it because they think it's a bad idea or think they have to oppose anything Trump is for?

MOST BACK AN INTERNATIONAL NAVAL FORCE TO SECURE THE STRAIT OF HORMUZ, BUT ARE SPLIT ON AMERICA'S ROLE IN IT

Do you support or oppose the creation of an international naval force to secure free movement of ships in the Strait of Hormuz?



Which is closer to your view going forward?



● The U.S. should play a leading role in guarding...
● It is the responsibility of other nations that im...

Column %	DEM	GOP	IND/OTH	Follow conflict closely
Support	58%	78%	62%	71%
Oppose	42%	22%	38%	29%

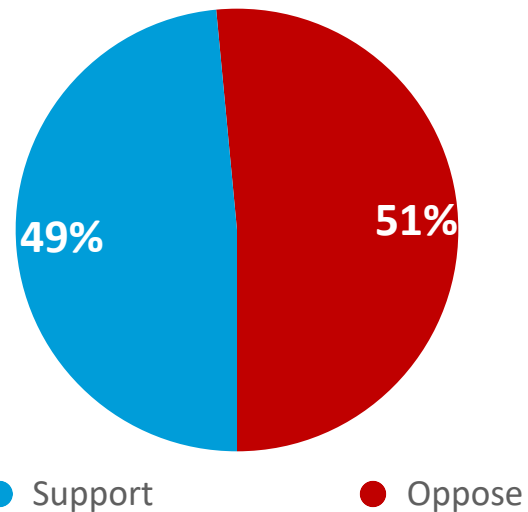
Column %	DEM	GOP	IND/OTH	Follow conflict closely
The U.S. should play a leading role...	43%	60%	45%	49%
It is the responsibility of other nations...	57%	40%	55%	51%

IRAN0410: Do you support or oppose the creation of an international naval force to secure free movement of ships in the Strait of Hormuz?

IRAN0409: Which is closer to your view going forward?

AMERICANS ARE DIVIDED ON TRUMP'S HANDLING OF THE IRAN CONFLICT, WITH OPINION SPLIT LARGELY ALONG PARTISAN LINES

Do you support or oppose Donald Trump's handling of the Iran conflict so far?



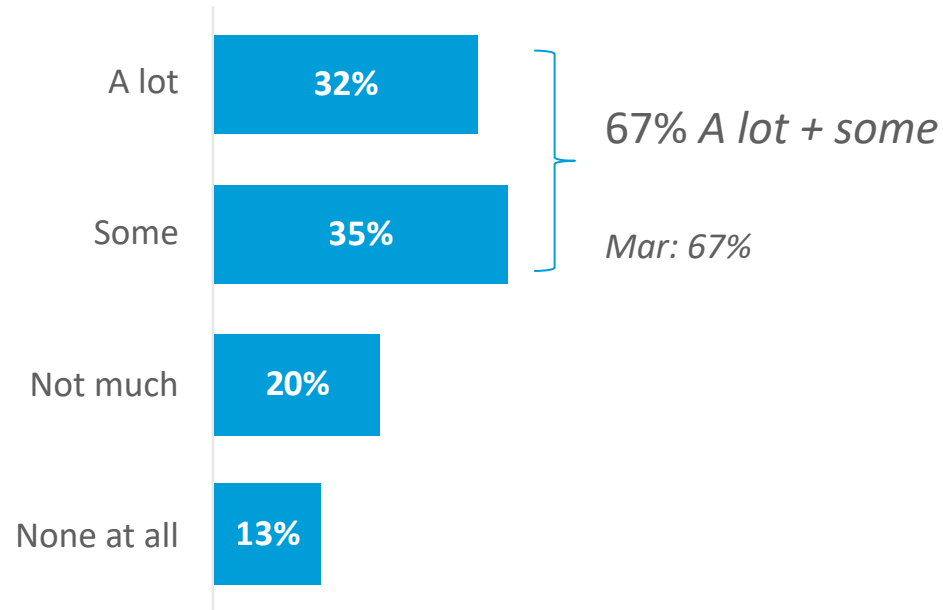
Column %	DEM	GOP	IND/OTH	Follow conflict closely
Support	21%	83%	39%	53%
Oppose	79%	17%	61%	47%

Column %	18-24	25-34	35-44	45-54	55-64	65+
Support	35%	39%	51%	51%	48%	57%
Oppose	65%	61%	49%	49%	52%	43%

2028 PRESIDENTIAL PRIMARIES

TWO-THIRDS SAY THEY HAVE GIVEN THOUGHT TO THE UPCOMING 2028 PRESIDENTIAL ELECTION

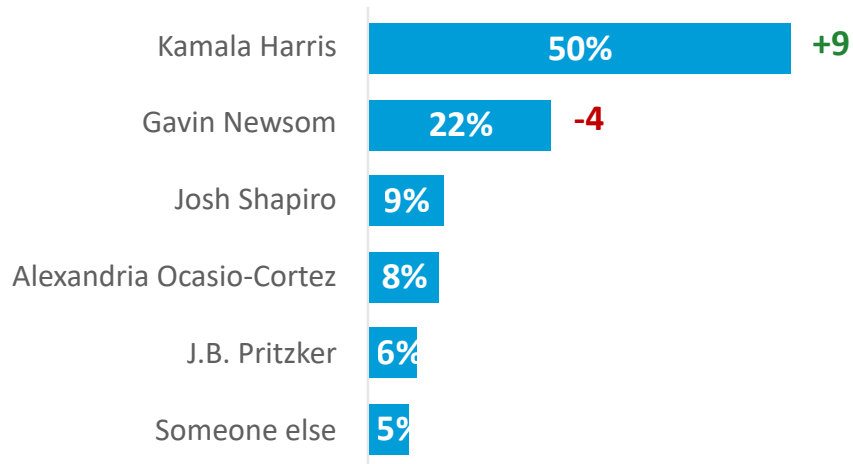
How much thought have you given to the 2028 presidential election, if any?



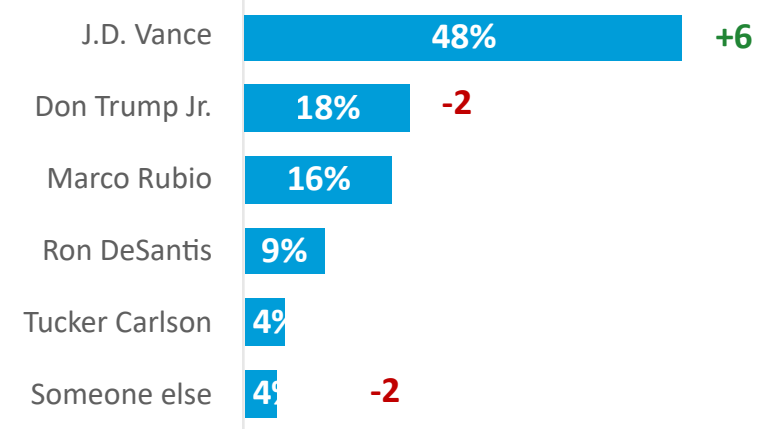
Column %	DEM	GOP	IND/OTH
A lot	41%	32%	22%
Some	31%	42%	33%
Not much	18%	18%	24%
None at all	10%	9%	21%

HARRIS AND VANCE SOLIDIFY STRONG LEADS AMONG THEIR RESPECTIVE PARTY BASES AS THEIR NEXT NOMINEE

**Who would you favor to be the next Democratic candidate for president:
Among Democrats**



**Who do you favor to be the next Republican candidate for president:
Among Republicans**



Column %	White	Black or AA	Hispanic	Asian
Kamala Harris	41%	71%	50%	50%
Gavin Newsom	26%	15%	23%	12%
Josh Shapiro	11%	4%	8%	16%
Alexandria Ocasio-Cortez	10%	3%	11%	9%
J.B. Pritzker	7%	5%	7%	0%
Someone else	6%	2%	0%	13%

Column %	HS or less	Some college but no 4-year degree	College graduate	Completed graduate school
J.D. Vance	49%	48%	51%	44%
Don Trump Jr.	21%	13%	16%	28%
Marco Rubio	15%	18%	15%	15%
Ron DeSantis	8%	9%	9%	8%
Tucker Carlson	4%	6%	4%	3%
Someone else	2%	5%	5%	2%

PF7: Who would you favor to be the next Democratic candidate for president:
PF8: Who do you favor to be the next Republican candidate for president: