

# HARVARD CAPS HARRIS POLL



Field Dates: May 29-31, 2026



## SURVEY METHOD

This survey was conducted online within the United States on **May 29-31, 2026**, among **1,725 registered voters** by **The Harris Poll and HarrisX**.

Respondents for this poll are recruited through opt-in, web-panel recruitment sampling. Recruitment occurs through a broad variety of professional, validated respondent panels to expand the sampling frame as wide as possible and minimize the impact of any given panel on recruiting methods.

Results are weighted for age within gender, region, race/ethnicity, marital status, household size, income, employment, education, political party, and political ideology where necessary to align them with their actual proportions in the population. Propensity score weighting was also used to adjust for respondents' propensity to be online. The margin of error for the total sample is +/- 2.4 pts on a 95% confidence level.

The poll was supervised by pollsters:

**Mark Penn** (Chairman, The Harris Poll)

**Dritan Nesho** (CEO, HarrisX)

**Stephen Ansolabehere** (Professor and CAPS Director Emeritus, Harvard University)

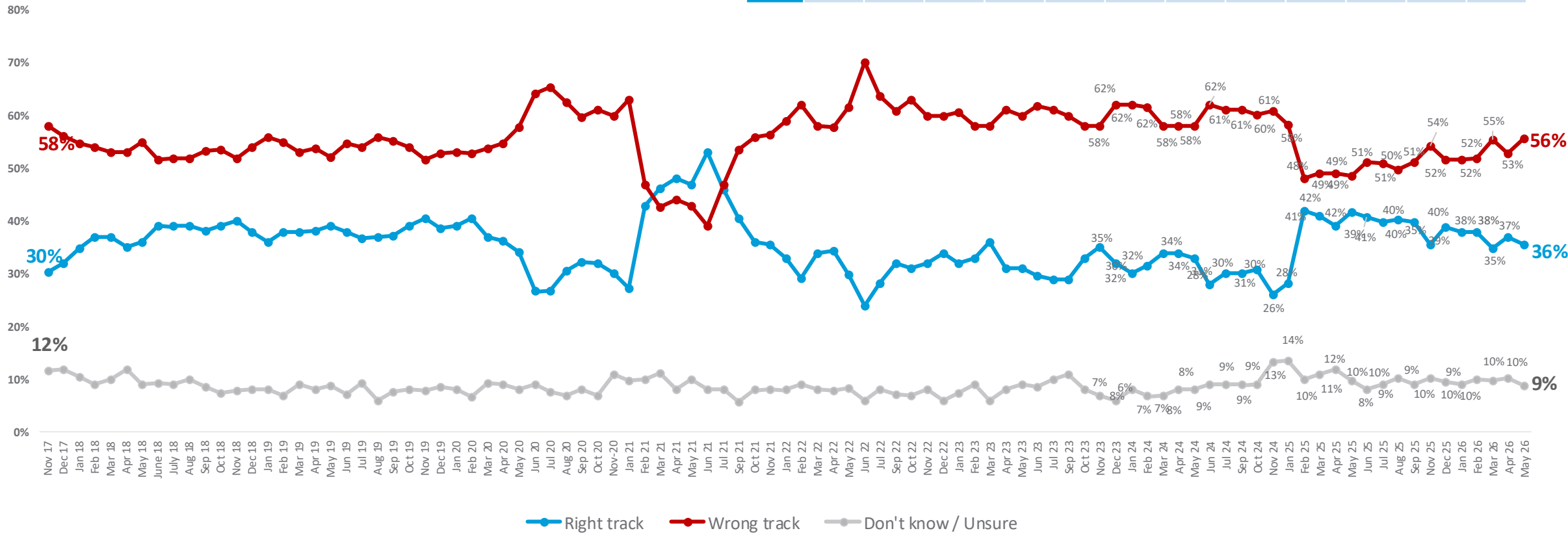
# Approval and Mood of Country

# JUST OVER A THIRD SAY THE COUNTRY IS ON THE RIGHT TRACK, AS SENTIMENT SLOWLY DECLINES SINCE EARLY 2025

% Who Say "Right Track"

## Country: Right Track / Wrong Track

	05/25	06/25	07/25	08/25	09/25	11/25	12/25	01/26	02/26	03/26	04/26	05/26
<b>GOP</b>	76%	71%	73%	72%	71%	69%	74%	74%	73%	67%	69%	65%
<b>DEM</b>	17%	17%	19%	20%	19%	16%	19%	15%	16%	14%	19%	17%
<b>IND</b>	30%	31%	26%	26%	27%	19%	22%	24%	24%	20%	22%	22%

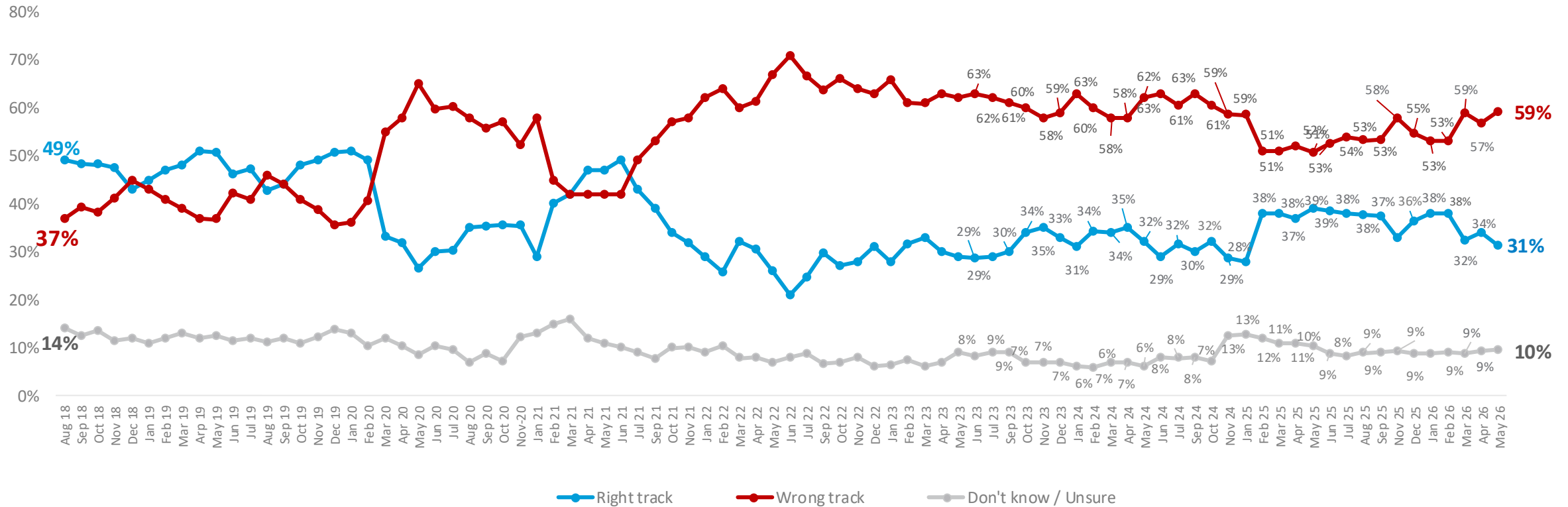


# AROUND 3 IN 10 VOTERS SAY THE ECONOMY IS ON THE RIGHT TRACK, AS CONFIDENCE ALSO EDGES DOWN

% Who Say "Right Track"

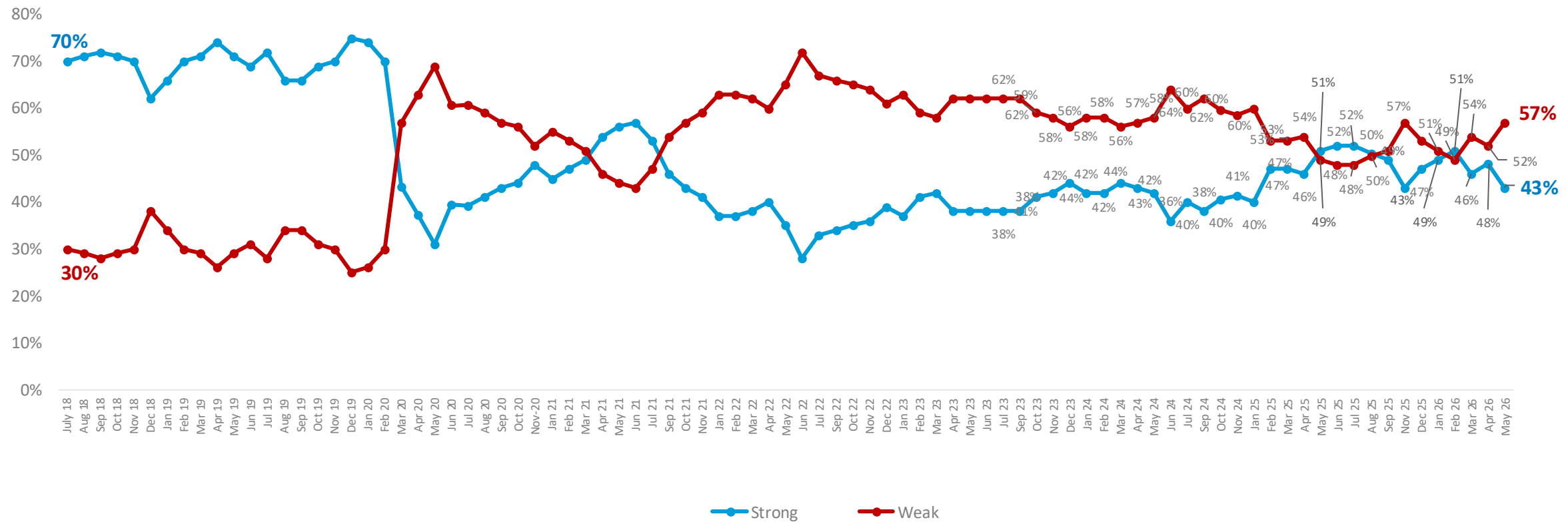
## U.S. Economy: Right Track / Wrong Track

	04/25	05/25	06/25	07/25	08/25	09/25	11/25	12/25	01/26	02/26	03/26	04/26	05/26
<b>GOP</b>	64%	72%	69%	70%	68%	66%	61%	68%	73%	73%	61%	63%	57%
<b>DEM</b>	18%	15%	15%	17%	17%	18%	15%	17%	17%	16%	15%	18%	15%
<b>IND</b>	26%	28%	29%	25%	26%	26%	20%	22%	22%	24%	19%	19%	20%



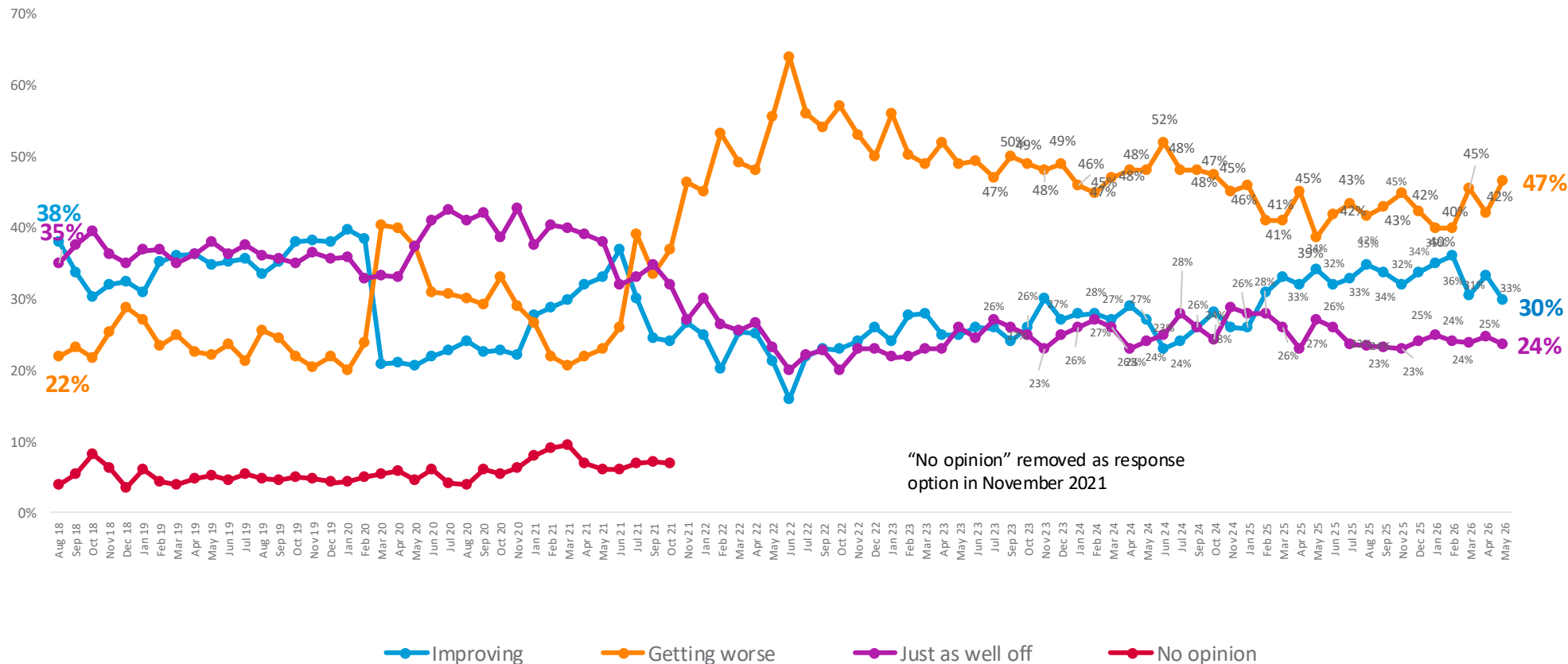
# VIEWS OF THE ECONOMY'S STRENGTH HAVE SOFTENED, WITH A 57% MAJORITY NOW SAYING IT IS WEAK

## How strong do you think the U.S. economy is today?



# DOWN FROM APRIL, 3 IN 10 NOW SAY THEIR PERSONAL FINANCIAL SITUATION IS IMPROVING

## Would you say that your personal financial situation is improving or getting worse?

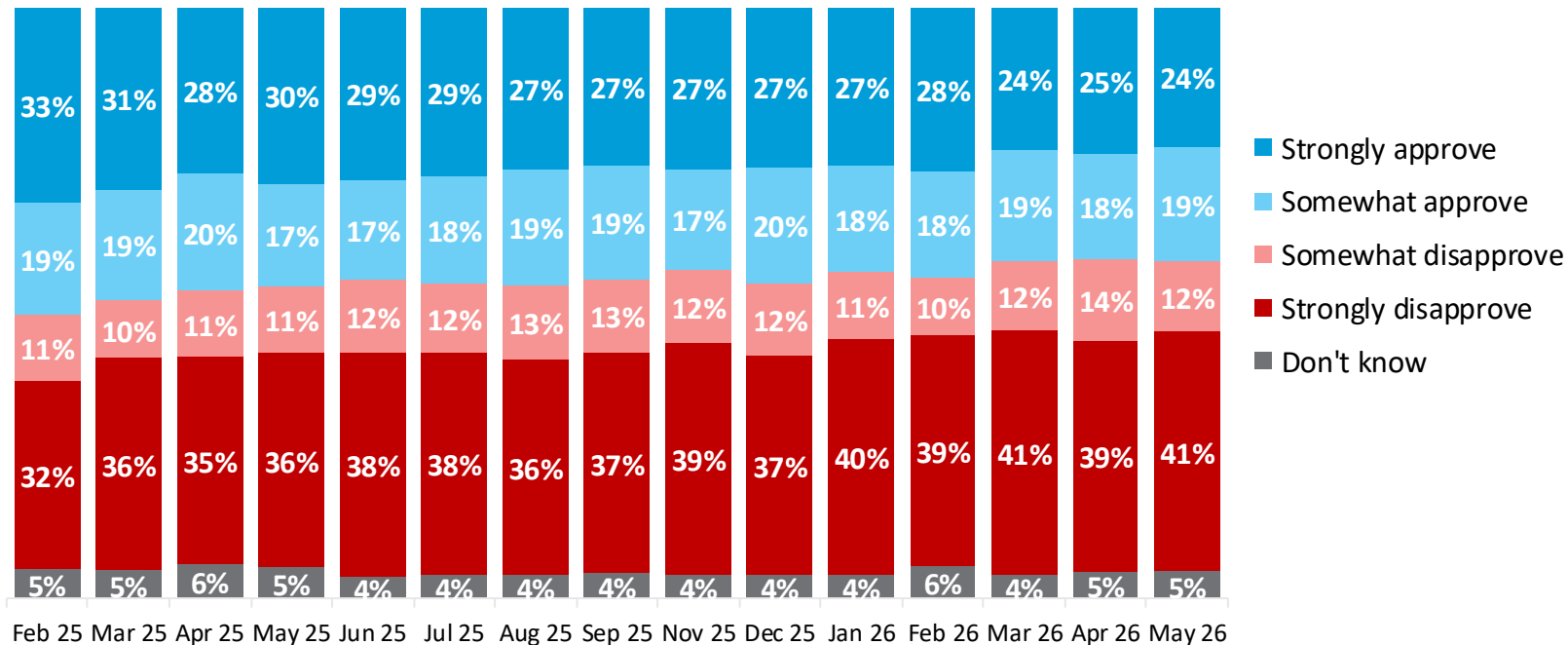


Row %	Improving	Getting worse
Total	30%	47%
DEM	22%	60%
GOP	46%	29%
IND/OTH	21%	52%
Likely midterm voter	33%	43%
Male	38%	40%
Female	22%	53%
18-24	19%	59%
25-34	39%	44%
35-44	41%	41%
45-54	30%	49%
55-64	20%	53%
65+	24%	43%
White	30%	44%
Black or African American	30%	54%
Hispanic	34%	48%
Asian	22%	57%
Other	33%	45%
Urban	40%	41%
Suburban	26%	49%
Rural	22%	51%

# TRUMP APPROVAL IS UNDERWATER AT 43%, BUT UP SLIGHTLY WITH GOP, AND STEADY WITH LIKELY MIDTERM VOTERS COMPARED TO APRIL

## Do you disapprove or approve of the job Donald J. Trump is doing as President of the United States?

52% 49% 48% 47% 46% 47% 47% 46% 44% 47% 45% 46% 43% 42% 43% *Approve*



Row %	Approve (NET)	Disapprove (NET)
Total	43%	53%
DEM	14%	84%
GOP	82%	17%
IND/OTH	30%	59%
Likely midterm voter	46%	52%
Male	50%	47%
Female	36%	57%
18-24	19%	66%
25-34	43%	49%
35-44	51%	45%
45-54	40%	56%
55-64	42%	54%
65+	46%	54%
White	49%	48%
Black or African American	24%	71%
Hispanic	33%	56%
Asian	36%	59%
Other	35%	59%
Urban	42%	52%
Suburban	42%	54%
Rural	45%	49%

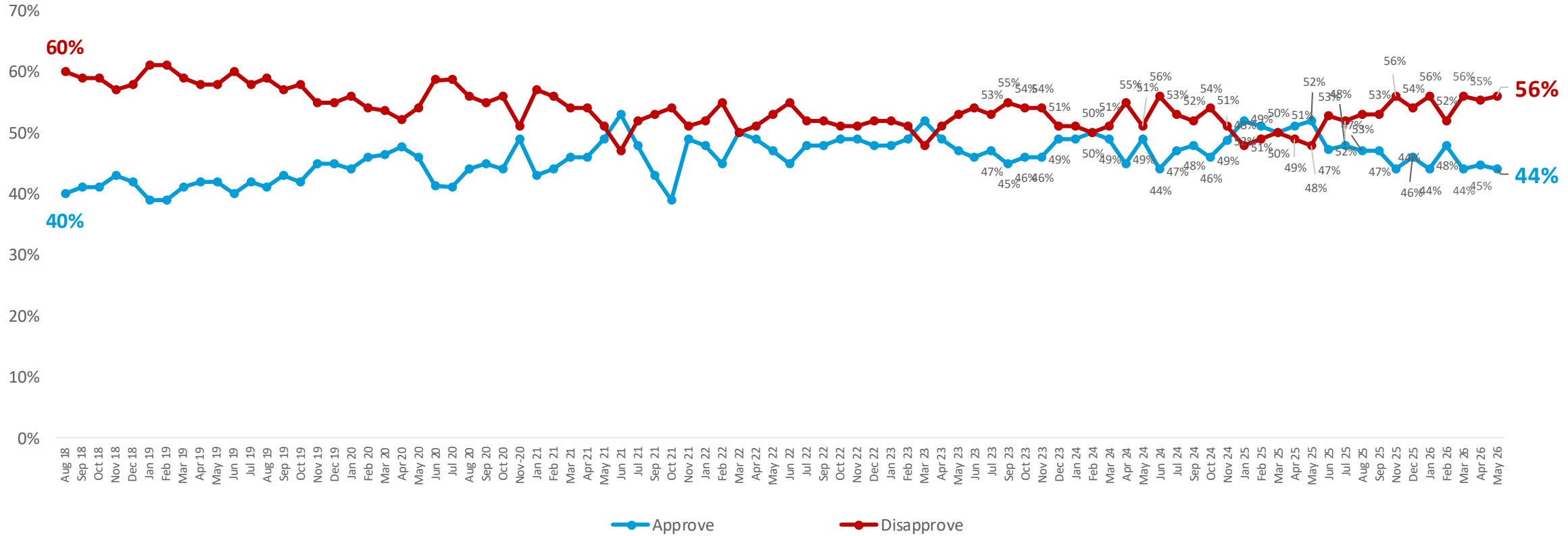
# TRUMP'S STRONGEST RATINGS ARE ON IMMIGRATION AND FIGHTING CRIME, WHILE TRUMP IS WEAKEST ON INFLATION, TRADE, IRAN, AND ECONOMIC ISSUES

## Approve of Trump on... (Strongly or Somewhat Approve)

	Jan 25 (Biden)	Feb 25	Mar 25	Apr 25	May 25	Jun 25	July 25	Aug 25	Sep 25	Nov 25	Dec 25	Jan 26	Feb 26	Mar 26	Apr 26	May 26
The Economy	37%	49%	45%	43%	46%	44%	44%	44%	43%	41%	44%	43%	45%	40%	39%	39%
Immigration	34%	56%	53%	51%	51%	49%	50%	50%	49%	47%	49%	46%	48%	46%	47%	49%
Foreign Affairs	38%	48%	45%	44%	46%	45%	45%	44%	44%	44%	45%	42%	45%	41%	41%	41%
Administering the Government	40%	49%	47%	47%	47%	45%	46%	45%	45%	42%	45%	43%	44%	43%	43%	43%
Handling Inflation	34%	45%	43%	41%	43%	42%	42%	41%	40%	39%	40%	39%	44%	38%	37%	35%
Reducing the Cost of the Government		53%	49%	50%	49%	46%	46%	46%	47%	45%	48%	44%	47%	44%	42%	42%
Returning America to its Values		53%	49%	49%	51%	48%	50%	50%	48%	46%	50%	45%	48%	47%	46%	45%
Tariffs and Trade Policy				41%	42%	41%	42%	41%	40%	40%	42%	39%	43%	41%	40%	37%
Fighting crime in America's cities								51%	50%	49%	51%	47%	51%	47%	48%	48%
Managing the Iran conflict														41%	39%	38%

# REPUBLICAN PARTY APPROVAL IS ON A DOWNWARD TRAJECTORY, NOW AT 44%

## GOP Approval

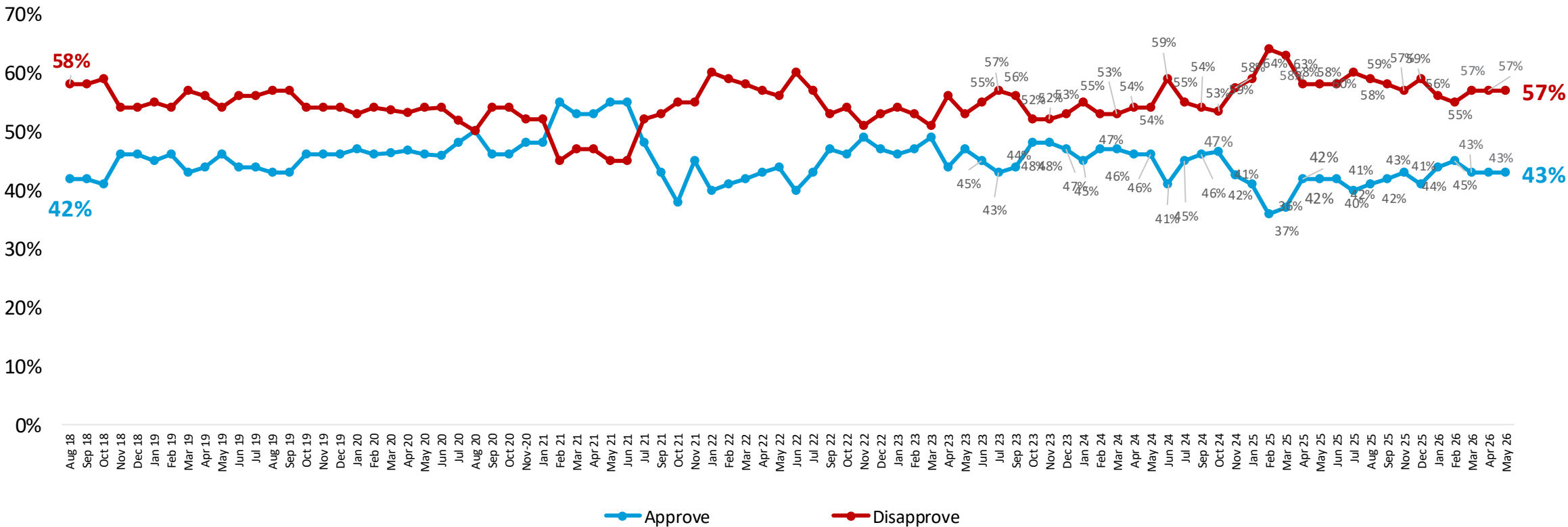


Column %	Total	DEM	GOP	IND/OTH	Likely midterm voter	Male	Female	18-24	25-34	35-44	45-54	55-64	65+	White	Black or African American	Hispanic	Asian	Other	Urban	Suburban	Rural
Approve (NET)	44%	15%	83%	32%	45%	50%	39%	31%	50%	52%	43%	39%	42%	48%	31%	38%	37%	43%	44%	45%	44%
Disapprove (NET)	56%	85%	17%	68%	55%	50%	61%	69%	50%	48%	57%	61%	58%	52%	69%	62%	63%	57%	56%	55%	56%

M4. Do you approve or disapprove of the way the Republican Party is handling its job?

# DEMOCRATIC PARTY APPROVAL STEADY SINCE MARCH AT 43%

## Democratic Party Approval

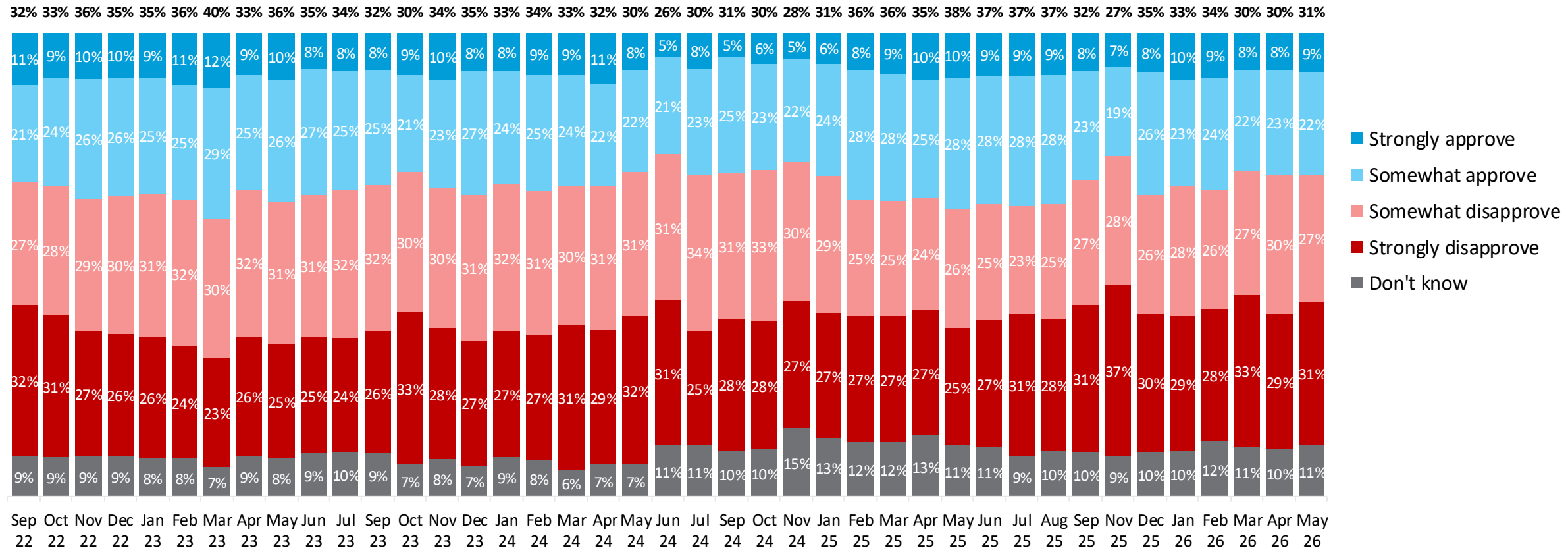


Column %	Total	DEM	GOP	IND/OTH	Likely midterm voter	Male	Female	18-24	25-34	35-44	45-54	55-64	65+	White	Black or African American	Hispanic	Asian	Other	Urban	Suburban	Rural
Approve (NET)	43%	75%	23%	32%	44%	46%	40%	44%	55%	45%	44%	35%	37%	38%	65%	50%	42%	42%	56%	40%	30%
Disapprove (NET)	57%	25%	77%	68%	56%	54%	60%	56%	45%	55%	56%	65%	63%	62%	35%	50%	58%	58%	44%	60%	70%

M5. Do you approve or disapprove of the way the Democratic Party is handling its job?

# CONGRESSIONAL APPROVAL REMAINS SIGNIFICANTLY UNDERWATER AT 31%

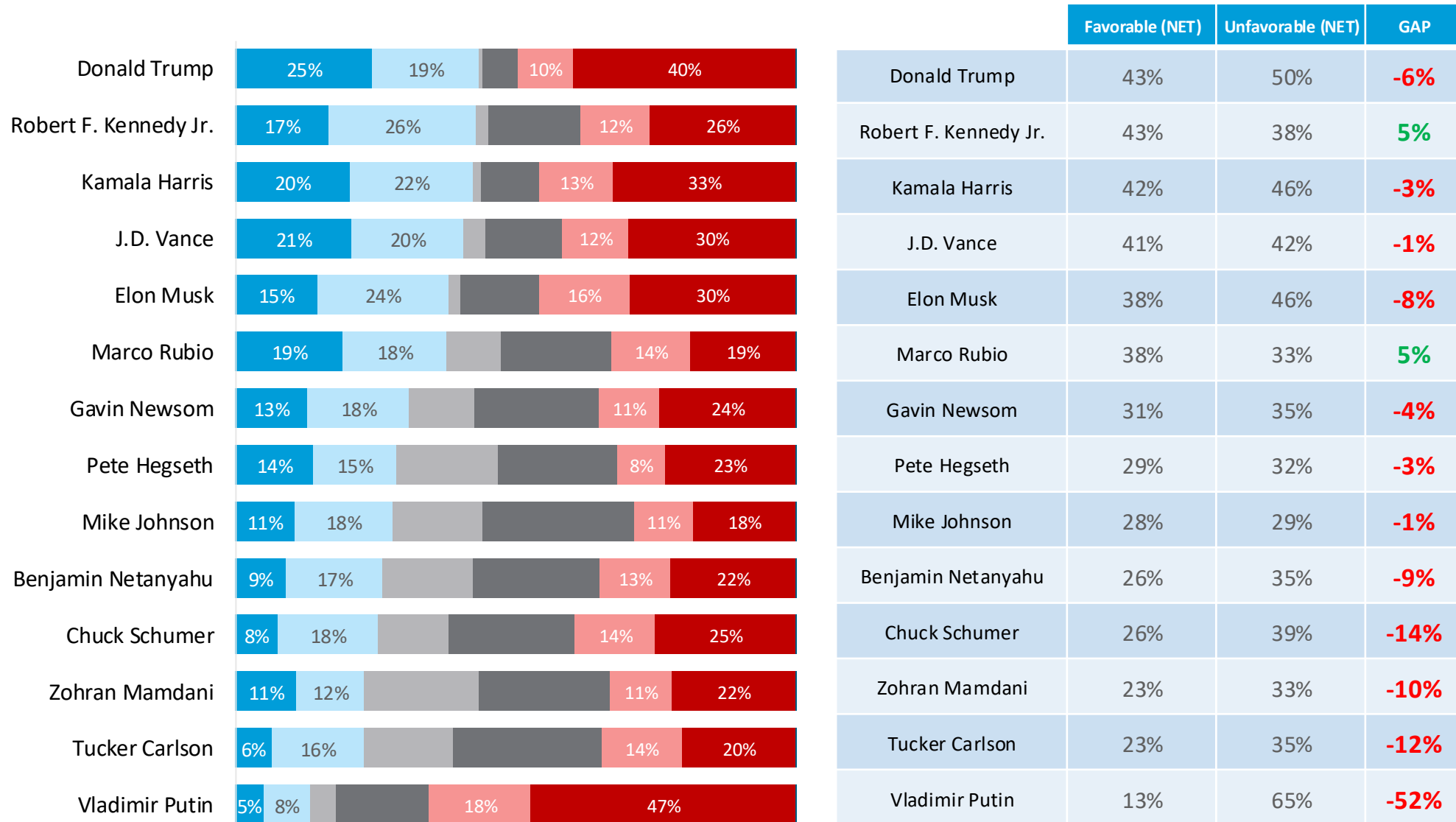
## Do you approve or disapprove of the way Congress is doing its job?



# TRUMP, RFK, HARRIS, VANCE, ARE MOST FAVORABLE FIGURES TESTED, WHILE ONLY RFK JR. AND RUBIO ENJOY POSITIVE NET FAVORABILITY

## Favorability of Political Figures

- Very favorable
- Favorable
- Never heard of them
- No opinion
- Unfavorable
- Very unfavorable

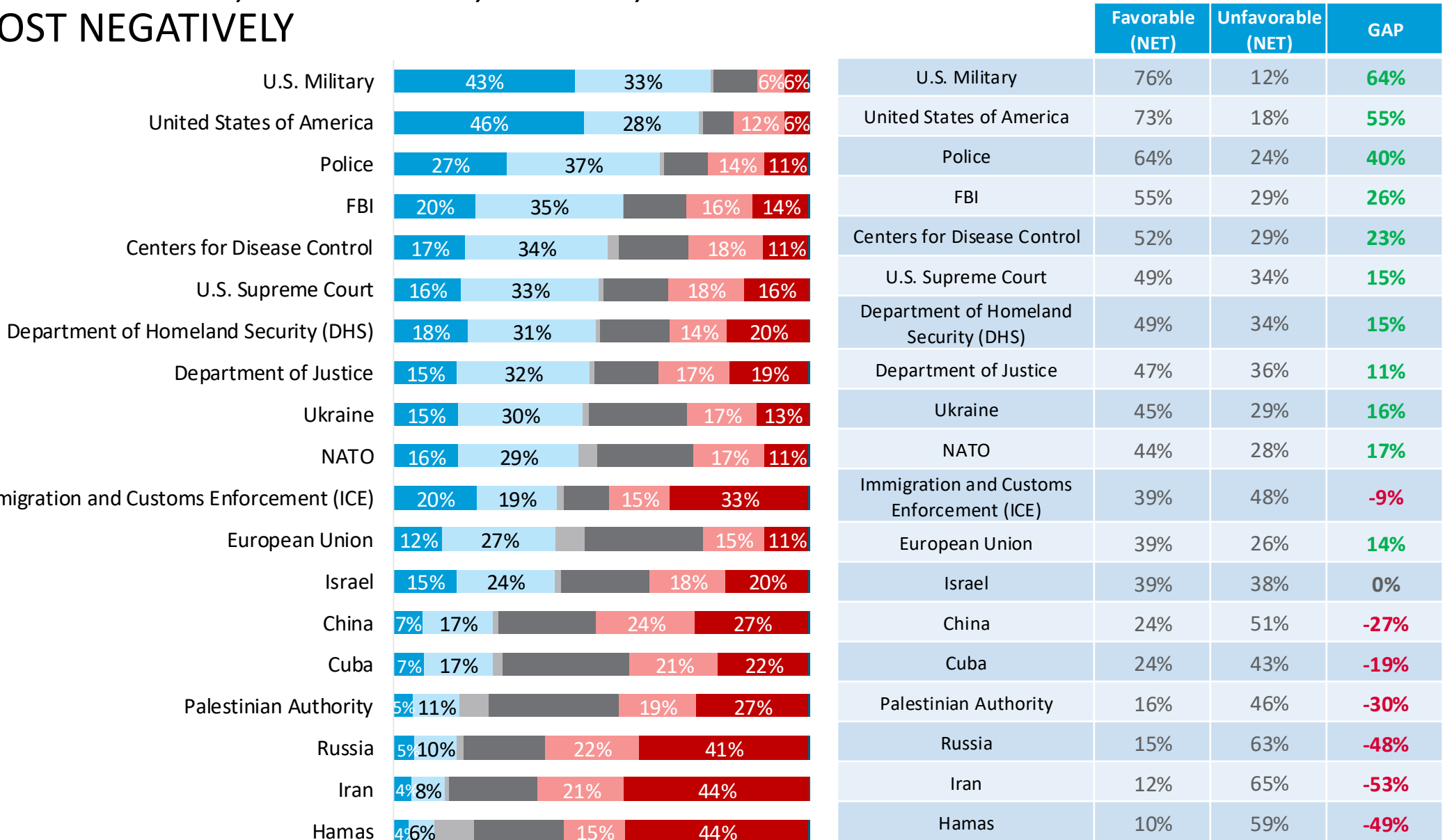


F1r. Now we will show you some names and groups. Please indicate if you have a favorable or unfavorable view of that person or group – or if you’ve never heard of them.

# U.S. MILITARY, AMERICA, POLICE, AND FBI REMAIN THE MOST FAVORED INSTITUTIONS, WHILE IRAN, HAMAS, AND RUSSIA ARE VIEWED MOST NEGATIVELY

## Favorability of Institutions

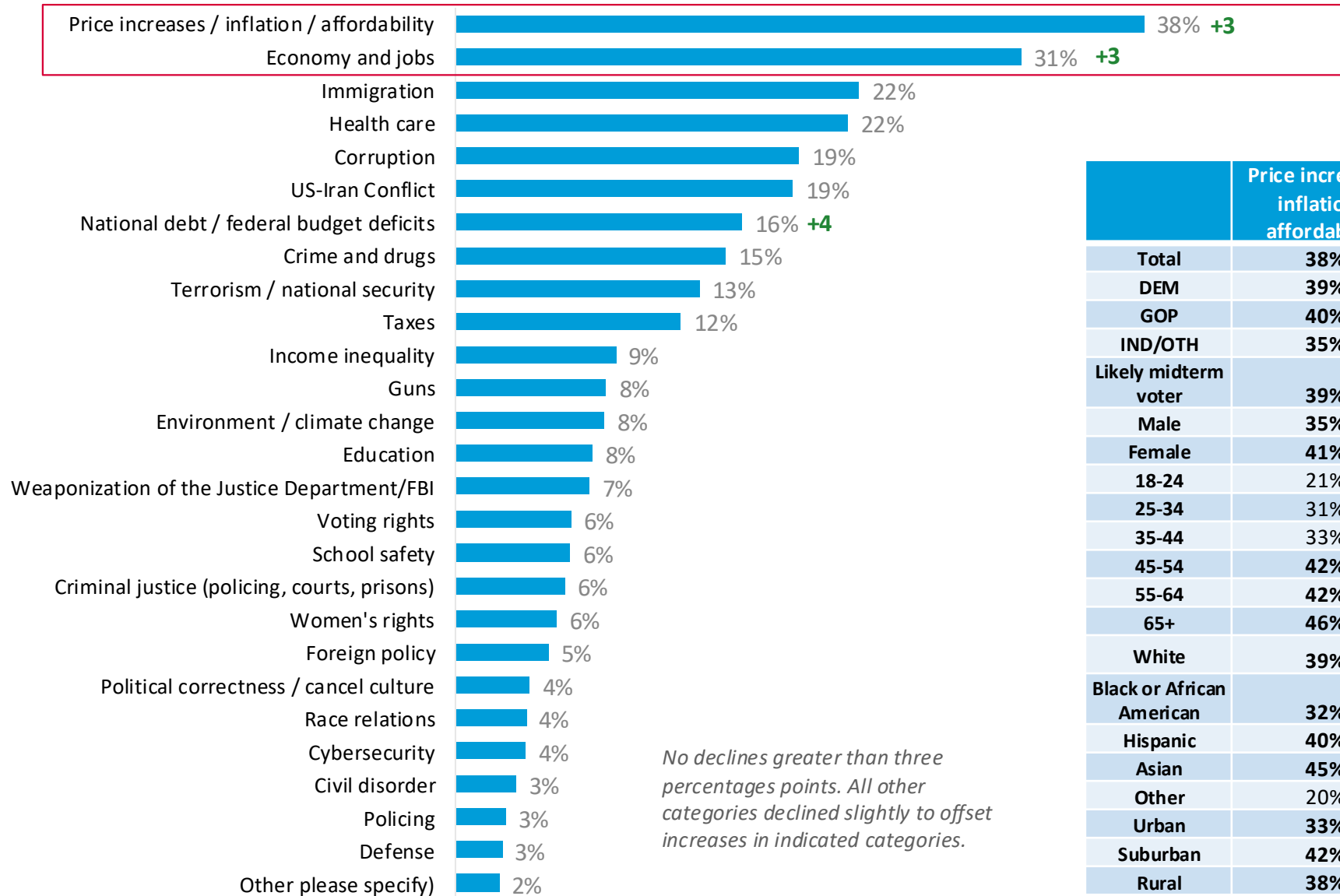
- Very favorable
- Favorable
- Never heard of them
- No opinion
- Unfavorable
- Very unfavorable



F1r. Now we will show you some names and groups. Please indicate if you have a favorable or unfavorable view of that person or group – or if you’ve never heard of them.

# INFLATION AND THE ECONOMY REMAIN VOTERS' TOP CONCERNS, BOTH TICKING UP IN SALIENCE SINCE LAST MONTH

**What would you say are the most important issues facing the country today?**

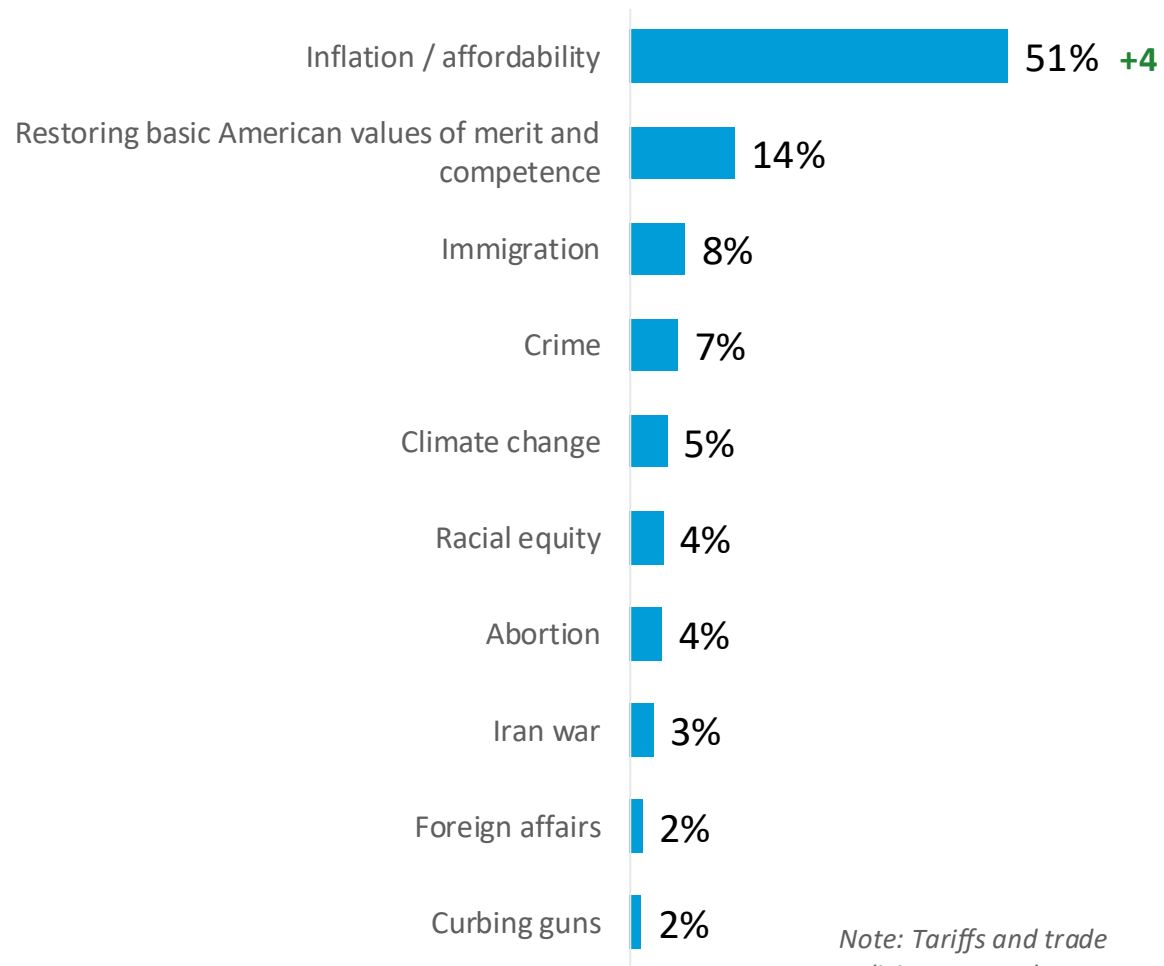


*No declines greater than three percentage points. All other categories declined slightly to offset increases in indicated categories.*

	Price increases / inflation / affordability	Economy and jobs
<b>Total</b>	<b>38%</b>	31%
<b>DEM</b>	<b>39%</b>	31%
<b>GOP</b>	<b>40%</b>	31%
<b>IND/OTH</b>	<b>35%</b>	32%
<b>Likely midterm voter</b>	<b>39%</b>	31%
<b>Male</b>	<b>35%</b>	32%
<b>Female</b>	<b>41%</b>	31%
<b>18-24</b>	21%	<b>25%</b>
<b>25-34</b>	31%	<b>35%</b>
<b>35-44</b>	33%	<b>40%</b>
<b>45-54</b>	<b>42%</b>	33%
<b>55-64</b>	<b>42%</b>	29%
<b>65+</b>	<b>46%</b>	24%
<b>White</b>	<b>39%</b>	32%
<b>Black or African American</b>	<b>32%</b>	27%
<b>Hispanic</b>	<b>40%</b>	32%
<b>Asian</b>	<b>45%</b>	28%
<b>Other</b>	20%	<b>28%</b>
<b>Urban</b>	<b>33%</b>	31%
<b>Suburban</b>	<b>42%</b>	31%
<b>Rural</b>	<b>38%</b>	32%

# ACROSS THE POLITICAL SPECTRUM, VOTERS CONTINUE TO RANK INFLATION AS THEIR TOP PERSONAL CONCERN

Which of these issues is most important to you personally?



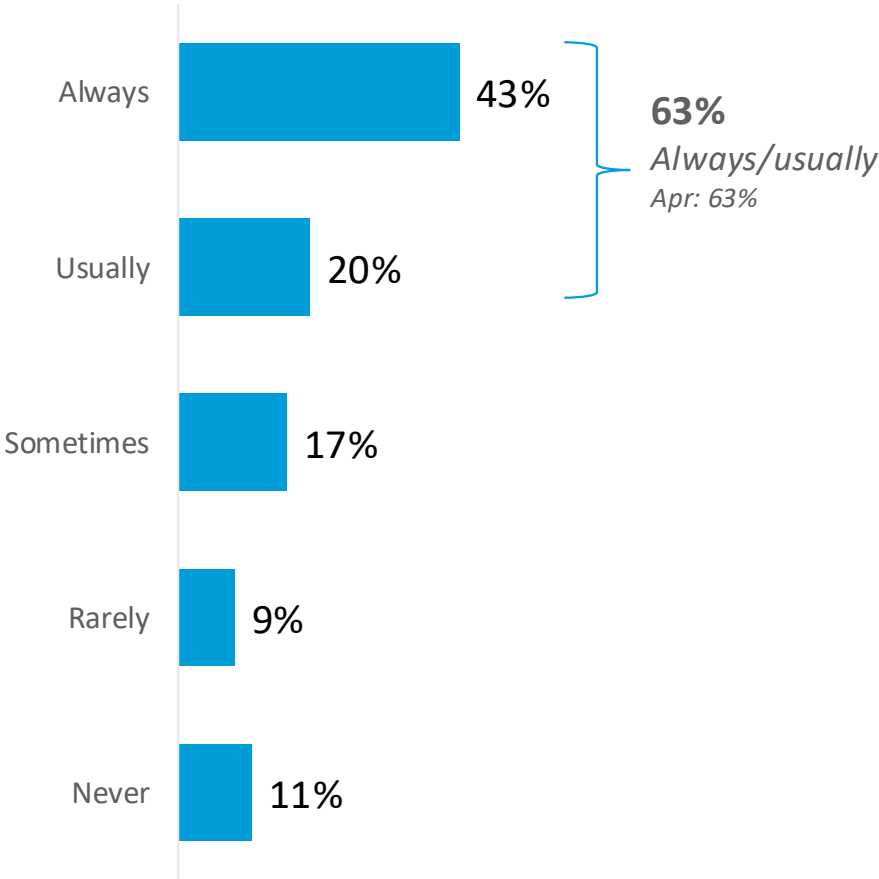
Note: Tariffs and trade policies removed, Iran war added this month

Column %	DEM	GOP	IND/OTH	Likely midterm voter
Inflation / affordability	52%	52%	50%	53%
Restoring basic American values of merit and competence	12%	16%	15%	16%
Immigration	4%	11%	7%	8%
Crime	7%	6%	7%	6%
Climate change	6%	3%	7%	4%
Abortion	6%	4%	3%	4%
Racial equity	6%	2%	5%	4%
Iran war	4%	3%	3%	3%
Foreign affairs	1%	2%	2%	1%
Curbing guns	1%	1%	2%	1%

# MIDTERMS

# CONSISTENT FROM APRIL, 63% SAY THEY USUALLY OR ALWAYS VOTE IN CONGRESSIONAL MIDTERMS

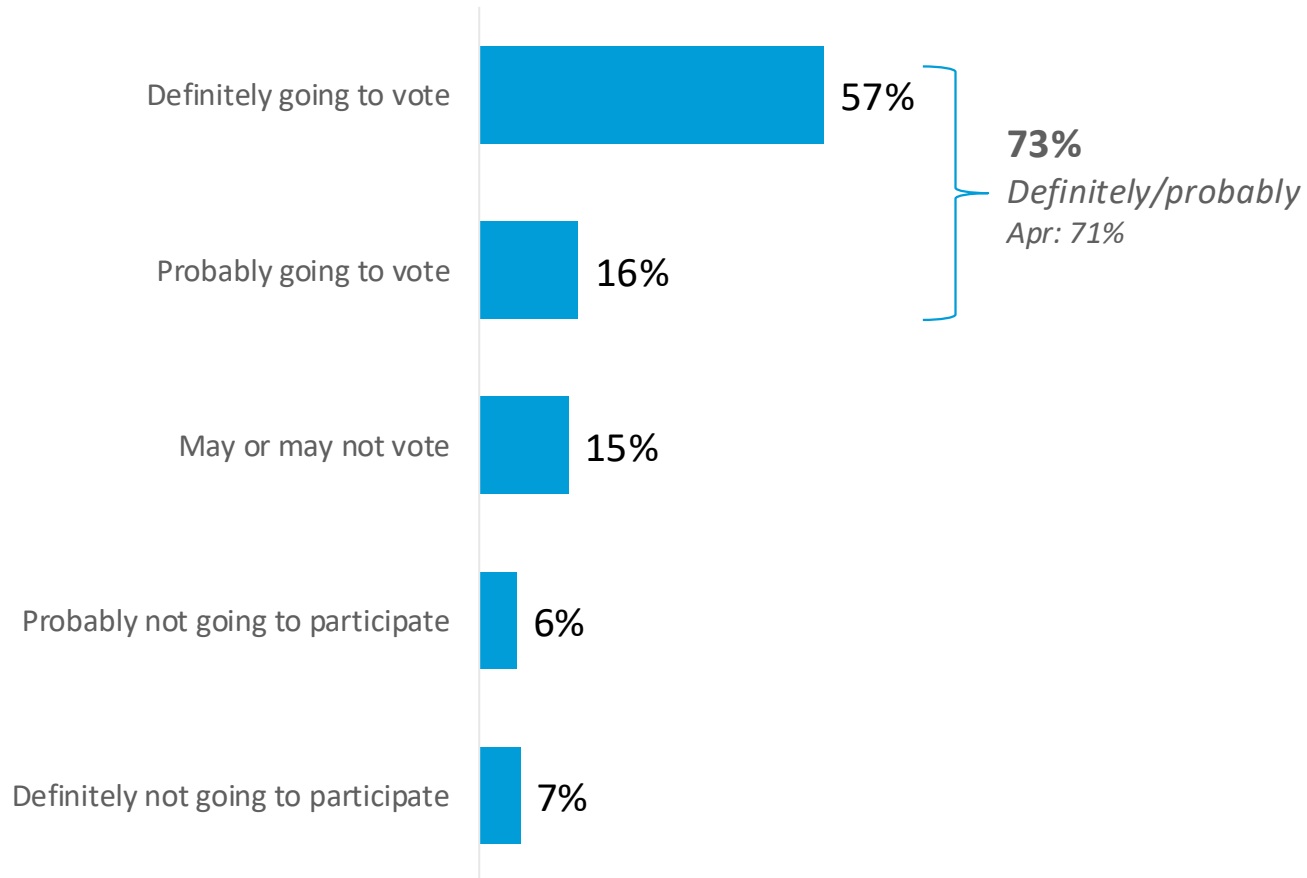
How often do you vote in Congressional midterm elections?



Column %	DEM	GOP	IND/OTH	Likely midterm voter
Always	50%	52%	26%	58%
Usually	22%	18%	21%	26%
Sometimes	12%	17%	22%	11%
Rarely	7%	8%	11%	3%
Never	9%	6%	20%	3%

# AROUND THREE-QUARTERS SAY THEY ARE PLANNING TO VOTE IN THE UPCOMING MIDTERMS

How likely or unlikely are you to vote in the upcoming 2026 Congressional midterm elections on November 3rd?

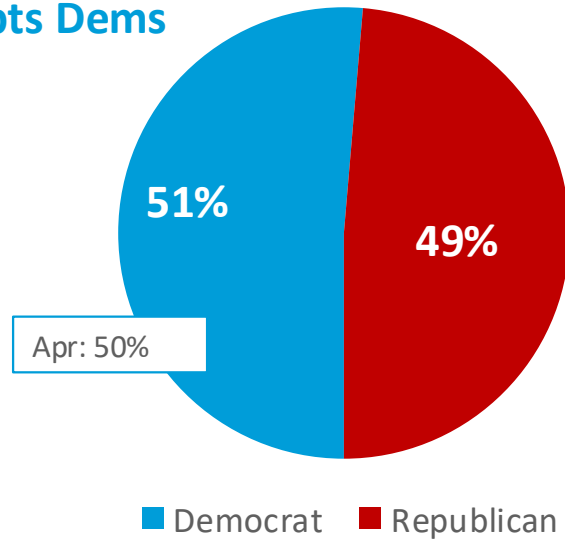


Column %	DEM	GOP	IND/OTH	Likely midterm voter
Definitely going to vote	66%	64%	39%	78%
Probably going to vote	16%	16%	17%	22%
May or may not vote	11%	11%	22%	0%
Probably not going to participate	4%	5%	9%	0%
Definitely not going to participate	4%	4%	12%	0%

# GENERIC BALLOT HAS SHIFTED SLIGHTLY TOWARD DEMOCRATS, WHO NOW LEAD 51% TO 49% OVERALL AND ARE 4-POINTS AHEAD WITH LIKELY VOTERS

If the congressional election were held today would you be more likely to vote for a Democrat or a Republican for Congress?

+2pts Dems

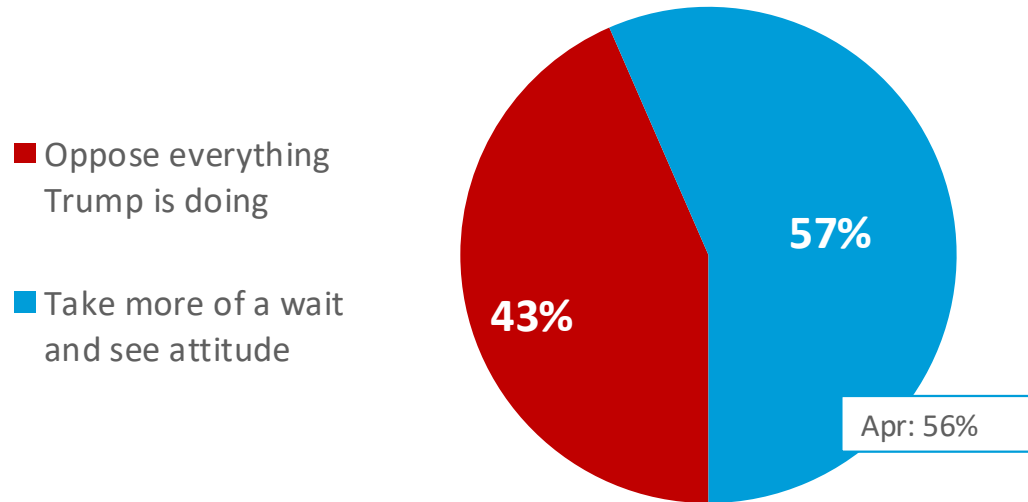


Column %	DEM	GOP	IND/OTH	Likely midterm voter
Democrat	98%	6%	53%	52%
Republican	2%	94%	47%	48%

# TRUMP PERFORMANCE

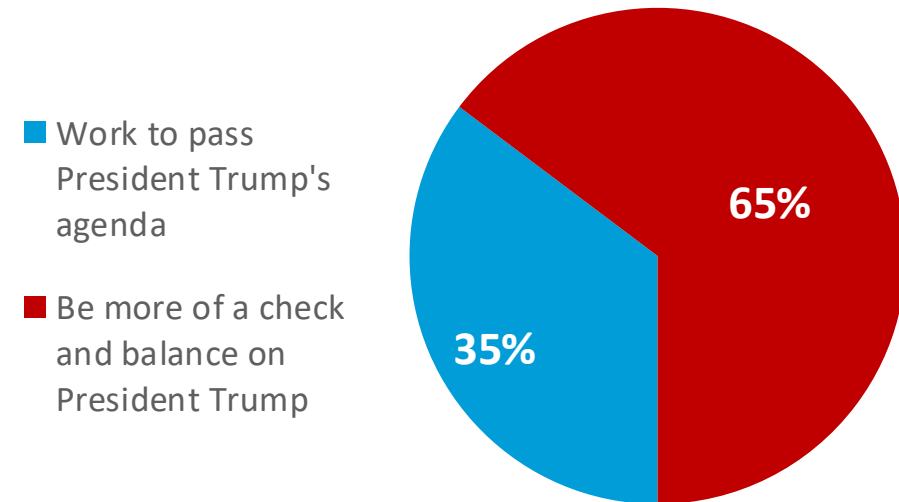
# MOST VOTERS STILL WANT DEMS TAKE A WAIT-AND-SEE APPROACH TO TRUMP, AND 2 IN 3 SAY CONGRESS SHOULD BE A CHECK ON TRUMP

Do you think Democrats should oppose everything that Trump is doing or should they take more of a wait and see attitude towards his actions?



Column %	DEM	GOP	IND/OTH	Likely midterm voter
Oppose everything Trump is doing	73%	17%	42%	43%
Take more of a wait and see attitude	27%	83%	58%	57%

Do you think Congress should...



Column %	DEM	GOP	IND/OTH	Likely midterm voter
Work to pass President Trump's agenda	15%	61%	29%	36%
Be more of a check and balance on President Trump	85%	39%	71%	64%

DJT0501: Do you think Congress should...

DJT0108: Do you think Democrats should oppose everything that Trump is doing or should they take more of a wait and see attitude towards his actions?

# MOST TRUMP POLICIES RECEIVE MAJORITY SUPPORT, WITH LOWERING DRUG PRICES, DEPORTING CRIMINAL ILLEGAL IMMIGRANTS, AND CUTTING GOVERNMENT WASTE THE MOST POPULAR

% Support by Political Party

TOP 10 Policies Tested Column %	DEM	GOP	IND/OTH
Lowering prescription drug prices for Medicare recipients and low-income patients	83%	90%	82%
Deporting immigrants who are here illegally and have committed crimes	71%	90%	79%
Undertaking a full-scale effort to find and eliminate fraud and waste in government expenditures	69%	89%	75%
Allowing employers to provide standalone health insurance coverage for fertility benefits (similar to how den	75%	79%	75%
Capping credit card interest rates at 10% for one year	74%	75%	67%
Banning large institutional investors from buying single-family homes	66%	76%	69%
Launch a government-run website for consumers to buy drugs directly from manufacturers at discounts of 50	63%	77%	64%
Eliminating all preferences by race in the hiring and awarding of government contracts	55%	80%	61%
Banning men who have undergone operations and hormones to become women from girls' sports	50%	81%	63%
Raise fitness and readiness standards in the military on a gender-neutral basis	55%	72%	66%

■ Support ■ Oppose

# CUTTING MEDICAID, ICE EXPANSION, TARIFFS, AND PROMOTING THE COAL INDUSTRY ARE THE MOST DIVISIVE POLICIES

% Support by Political Party

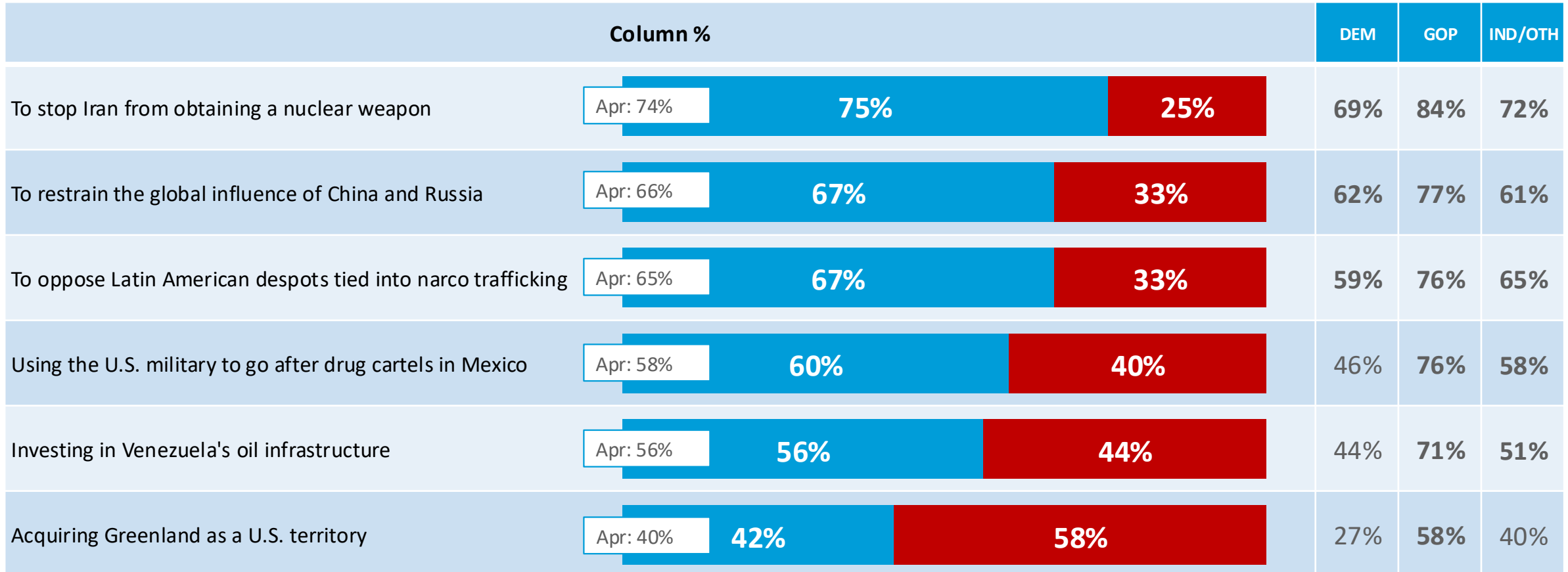
BOTTOM 11 Policies Tested	Column %		DEM	GOP	IND/OTH
	Support	Oppose			
Declaring that there are only two genders male and female in all government forms and programs	63%	37%	41%	85%	60%
Using the U.S. military to target cartel drug smugglers in Latin America	62%	38%	48%	80%	56%
Placing reciprocal tariffs on countries that have tariffs on US goods	61%	39%	46%	81%	55%
Tightening voter ID requirements for the 2026 Congressional midterm elections	59%	41%	38%	83%	56%
Ending bans on offshore drilling in Alaska and elsewhere	57%	43%	39%	73%	58%
Deporting all immigrants who are here illegally	56%	44%	37%	77%	53%
Using the National Guard and active-duty military to police American cities and stop crime and disorder	56%	44%	33%	79%	53%
Directing national defense departments to buy more electricity from coal-burning power plants to help promote the coal industry	51%	49%	39%	68%	45%
Placing tariffs on goods from China, Mexico and Canada to encourage U.S. manufacturing	51%	49%	32%	74%	45%
Hiring an additional 20,000 border patrol and ICE agents to conduct immigration raids and policing within different parts of the country	47%	53%	22%	74%	42%
Making cost cuts to Medicaid programs by adding work requirements for those up to 64-year-old	46%	54%	29%	61%	46%

DJT08: Do you support or oppose each of these policies:

# A STRONG MAJORITY AGREE STOPPING IRAN'S NUCLEAR AMBITIONS AND COUNTERING CHINA AND RUSSIA IS IN AMERICA'S INTEREST

Do you think it is in the U.S.' interests or not:

% Support by Political Party

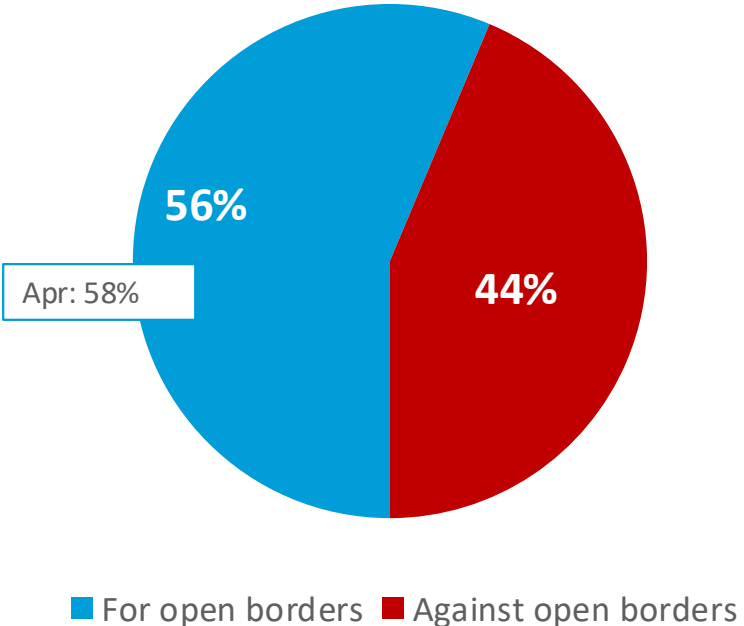


■ In the U.S.' interest  
■ Not in the U.S.' interest

# POLITICAL ISSUES

# A SMALL MAJORITY OF VOTERS SAY THE DEMOCRATS STAND FOR OPEN BORDERS

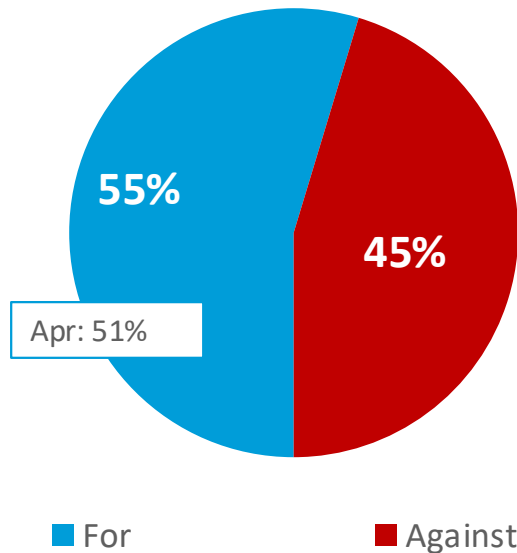
Do you think that the Democrats are standing now for open borders or are they against open borders?



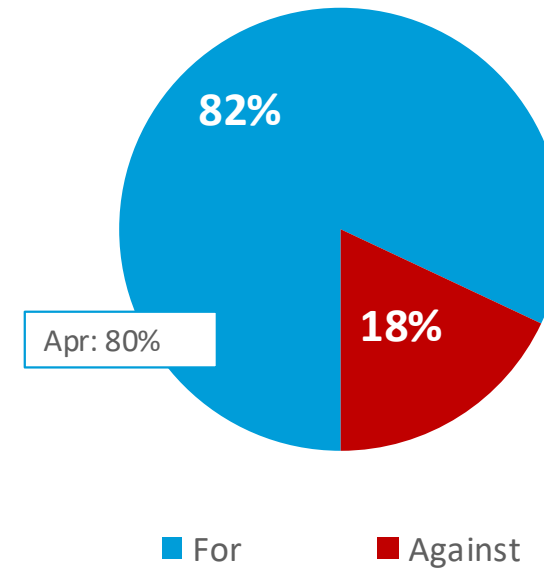
Column %	DEM	GOP	IND/OTH
For open borders	48%	67%	53%
Against open borders	52%	33%	47%

# A SMALL MAJORITY SAY DEMOCRATS SUPPORT DEPORTING VIOLENT UNDOCUMENTED IMMIGRANTS, WHILE A SUPER MAJORITY SAY THE SAME OF REPUBLICANS

Are Democrats for or against deporting violent criminals here illegally?



Are Republicans for or against deporting violent criminals here illegally?

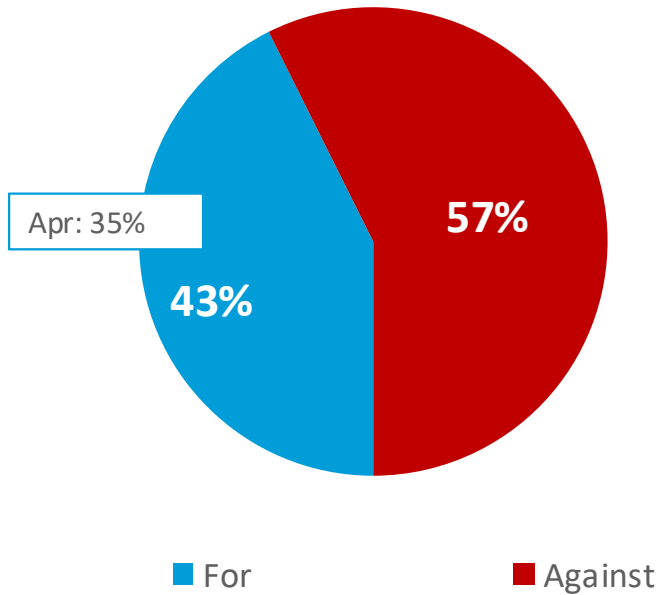


Column %	DEM	GOP	IND/OTH
For	78%	34%	53%
Against	22%	66%	47%

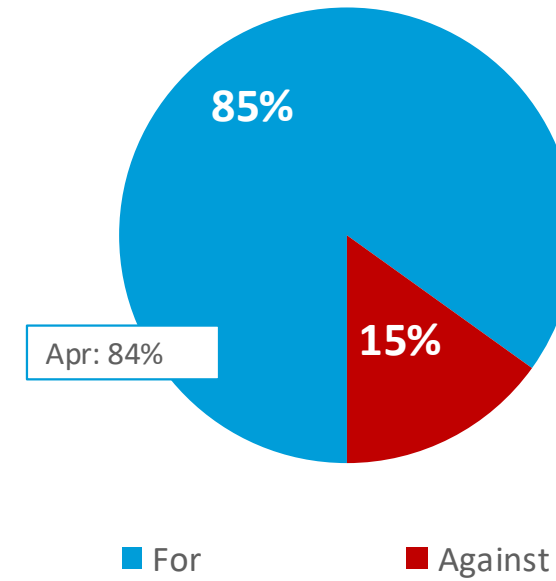
Column %	DEM	GOP	IND/OTH
For	82%	85%	79%
Against	18%	15%	21%

# OVER HALF OF VOTERS SAY DEMS OPPOSE VOTER ID REQUIREMENTS, WHILE A LARGE MAJORITY SAY REPUBLICANS SUPPORT THEM

Are Democrats for or against voters showing ID to vote?



Are Republicans for or against voters showing ID to vote?

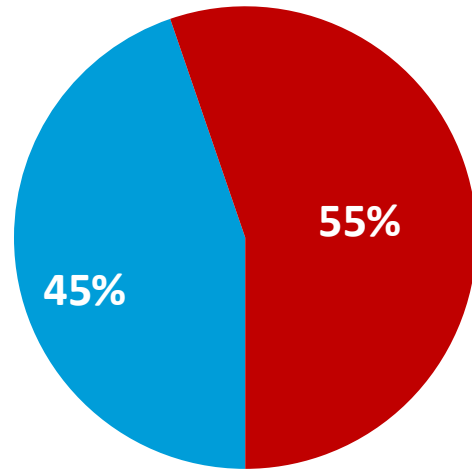


Column %	DEM	GOP	IND/OTH
For	60%	26%	43%
Against	40%	74%	57%

Column %	DEM	GOP	IND/OTH
For	81%	91%	82%
Against	19%	9%	18%

# A SMALL MAJORITY FEEL DEMS DO NOT HAVE A PLAN TO CURB CRIME IN AMERICAN CITIES, WHILE THE SAME PROPORTION SAY GOP HAS A PLAN

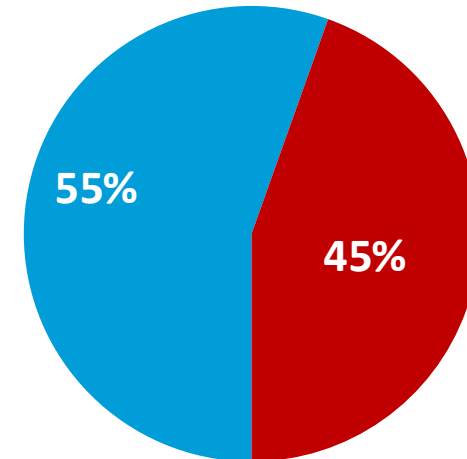
Do Democrats have a plan to curb crime in American cities or not?



■ Have a plan      ■ Do not have a plan

Column %	DEM	GOP	IND/OTH
Have a plan	75%	23%	37%
Do not have a plan	25%	77%	63%

Do Republicans have a plan to curb crime in American cities or not?

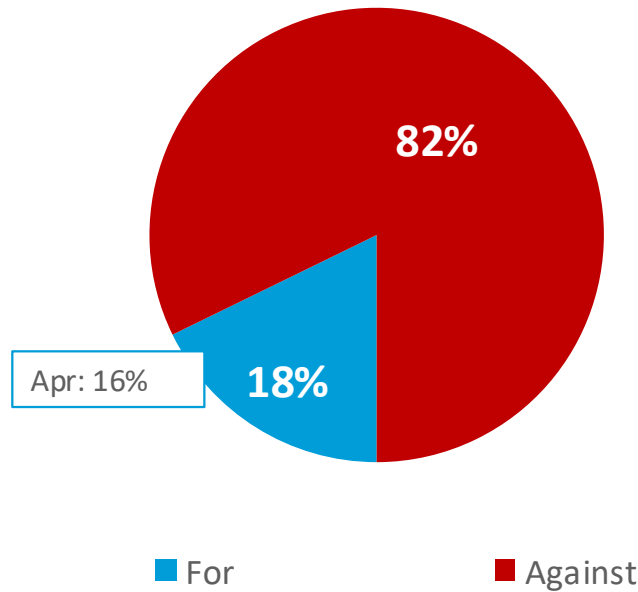


■ Have a plan      ■ Do not have a plan

Column %	DEM	GOP	IND/OTH
Have a plan	35%	81%	48%
Do not have a plan	65%	19%	52%

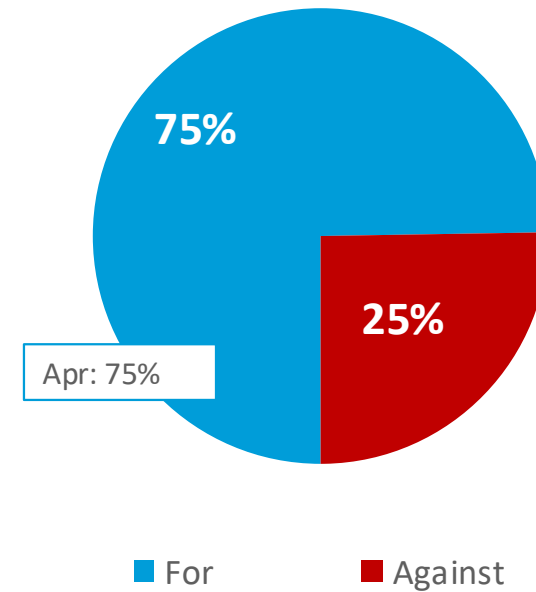
# OVER 4 IN 5 VOTERS SAY DEMOCRATS OPPOSE THE WAR IN IRAN, WHILE THREE-QUARTERS INDICATE REPUBLICANS SUPPORT IT

Are Democrats for or against the war on Iran?



Column %	DEM	GOP	IND/OTH
For	15%	19%	20%
Against	85%	81%	80%

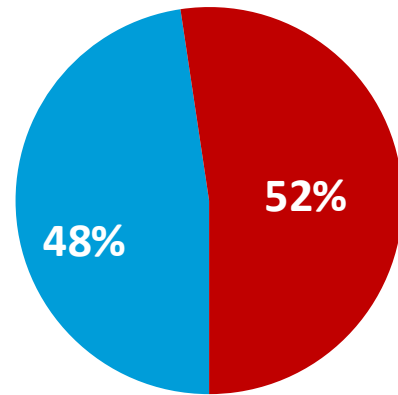
Are Republicans for or against the war on Iran?



Column %	DEM	GOP	IND/OTH
For	80%	80%	64%
Against	20%	20%	36%

# VOTERS OVERWHELMINGLY WANT LOWER TAXES, WHILE VIEWS OF EACH PARTY'S TAX AGENDA ARE CLOSELY DIVIDED

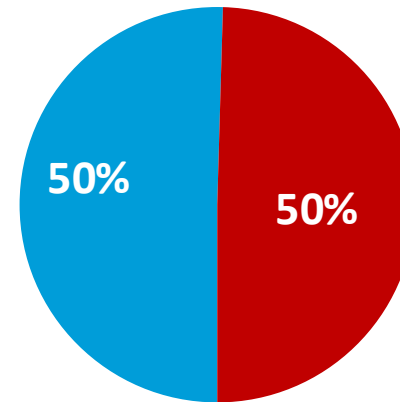
Do you think the Democrats want to raise or lower taxes?



■ Raise ■ Lower

Column %	DEM	GOP	IND/OTH
Raise	21%	74%	47%
Lower	79%	26%	53%

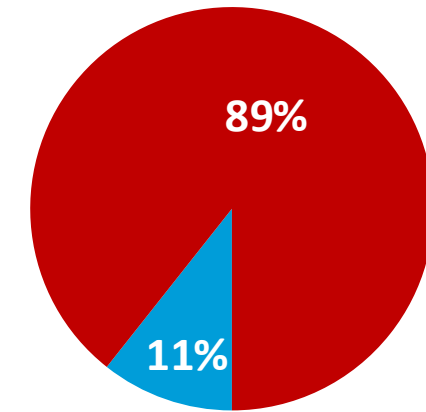
Do you think the Republicans want to raise or lower taxes?



■ Raise ■ Lower

Column %	DEM	GOP	IND/OTH
Raise	79%	26%	48%
Lower	21%	74%	52%

Do you want to raise or lower taxes?



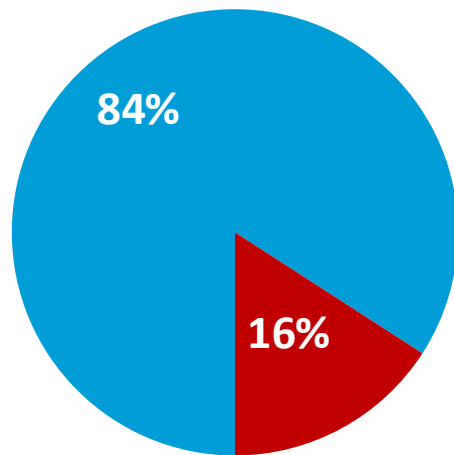
■ Raise ■ Lower

Column %	DEM	GOP	IND/OTH
Raise	12%	10%	10%
Lower	88%	90%	90%

POL0503: Do you think the Democrats want to raise or lower taxes?  
 POL0504: Do you think the Republicans want to raise or lower taxes?  
 POL0505: Do you want to raise or lower taxes?

# MOST VOTERS AGREE THERE IS A LOT OF FRAUD IN GOVERNMENT PROGRAMS, AND A PLURALITY SAY THE FRAUD IS BILLIONS OF DOLLARS

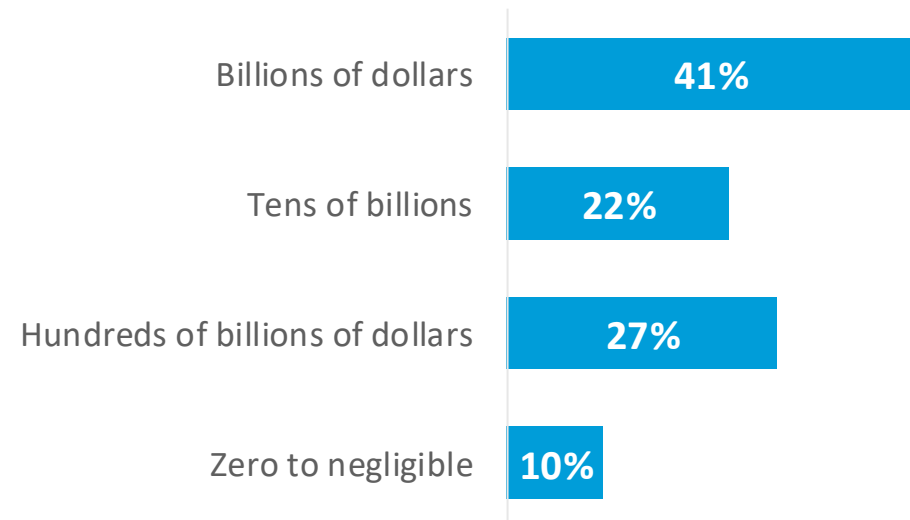
Do you think there is a lot of fraud committed in government programs or not?



■ Yes, there is a lot of fraud  
 ■ No, there is not

Column %	DEM	GOP	IND/OTH
Yes, there is a lot of fraud	78%	91%	84%
No, there is not	22%	9%	16%

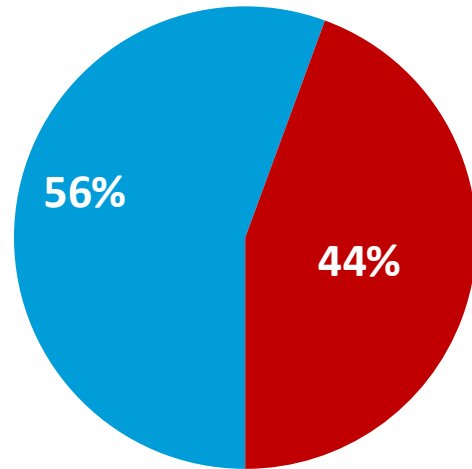
Do you think that the fraud is billions of dollars, tens of billions or hundreds of billions of dollars?



Column %	DEM	GOP	IND/OTH
Billions of dollars	43%	42%	37%
Tens of billions	20%	24%	23%
Hundreds of billions of dollars	21%	30%	30%
Zero to negligible	16%	4%	10%

# VOTERS LEAN TOWARDS APPROVING OF J.D. VANCE'S ANTIFRAUD PROGRAM, AND SAYING GOP IS RESPONSIBLE FOR FRAUD IN THE GOV'T

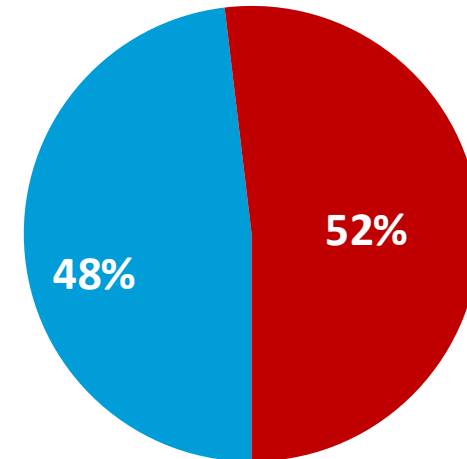
Do you approve or disapprove of the antifraud and waste program headed by Vice President J.D. Vance?



■ Approve ■ Disapprove

Column %	DEM	GOP	IND/OTH
Approve	28%	87%	49%
Disapprove	72%	13%	51%

Do you think Democrats or Republicans are more responsible for fraud and waste in government?

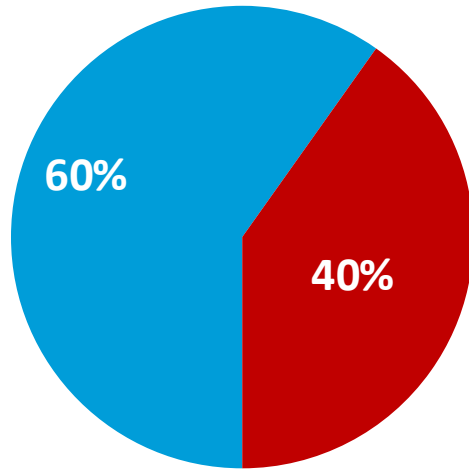


■ Democrats ■ Republicans

Column %	DEM	GOP	IND/OTH
Democrats	27%	70%	46%
Republicans	73%	30%	54%

# MAJORITIES SAY DEMOCRATS RUSHED FRAUD-PRONE PROGRAMS UNDER BIDEN AND IGNORED MINNESOTA FRAUD

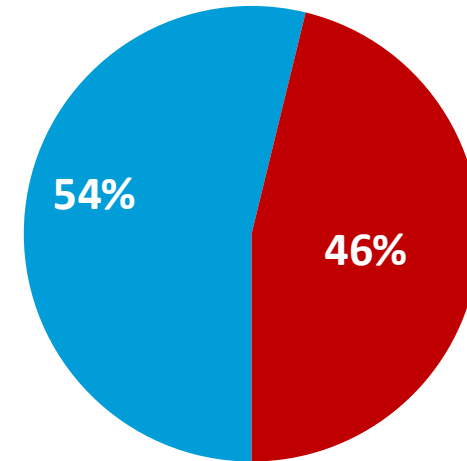
Do you think the Democrats during the Biden administration rushed a lot of programs that enabled fraud or did they not do that?



■ Rushed programs that enabled fraud ■ Did not do that

Column %	DEM	GOP	IND/OTH
Rushed programs that enabled fraud	30%	87%	61%
Did not do that	70%	13%	39%

Do you think that the Democrats in Minnesota deliberately ignored fraud in the Somali community or did they not do that?

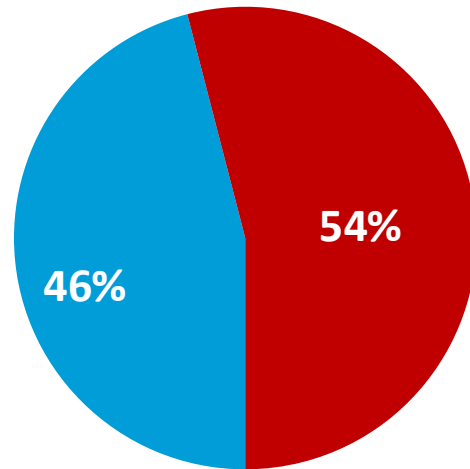


■ Deliberately ignored fraud ■ Did not do that

Column %	DEM	GOP	IND/OTH
Deliberately ignored fraud	24%	82%	54%
Did not do that	76%	18%	46%

# SIMILAR SHARES SAY NEITHER DEMOCRATS NOR REPUBLICANS HAVE A PLAN TO ADDRESS INFLATION, WITH VIEWS DRIVEN BY PARTISANSHIP

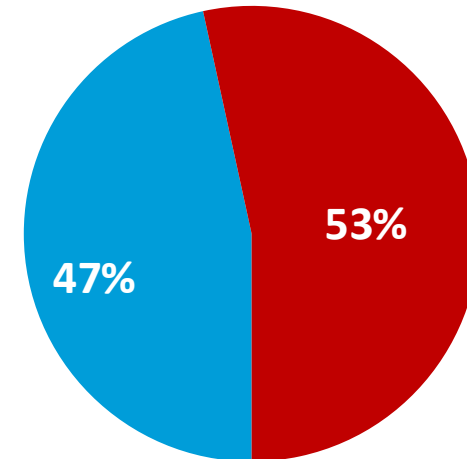
Do Democrats have a plan to address affordability issues and curb rising prices?



■ Have a plan    ■ Do not have a plan

Column %	DEM	GOP	IND/OTH
Have a plan	80%	19%	41%
Do not have a plan	20%	81%	59%

Do Republicans have a plan to address affordability issues and curb rising prices?



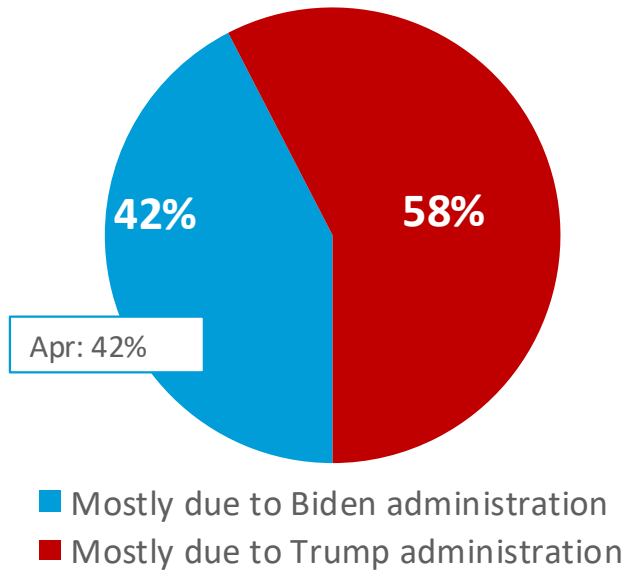
■ Have a plan    ■ Do not have a plan

Column %	DEM	GOP	IND/OTH
Have a plan	24%	77%	37%
Do not have a plan	76%	23%	63%

# ECONOMY & JOBS

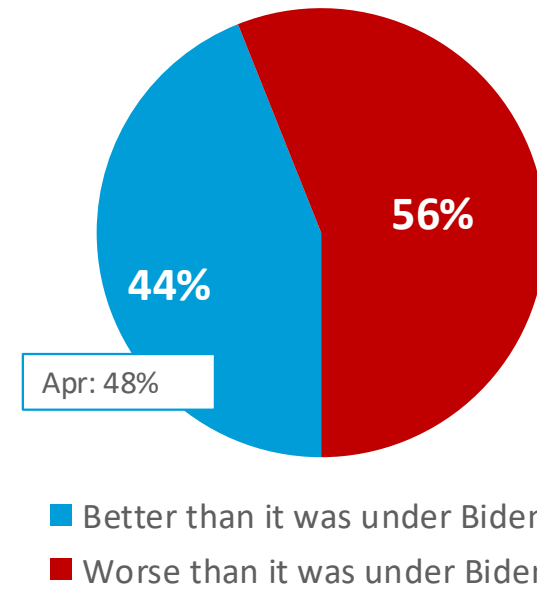
# A SMALL MAJORITY BLAME TODAY'S ECONOMY ON TRUMP POLICIES, AND A SIMILAR SHARE SAY IT IS WORSE THAN UNDER BIDEN

Do you think the current state of the economy is mostly due to the policies of the Biden administration or the Trump administration?



Column %	DEM	GOP	IND/OTH
Mostly due to Biden administration	19%	66%	41%
Mostly due to Trump administration	81%	34%	59%

Is the economy today better or worse than it was when Biden was president?



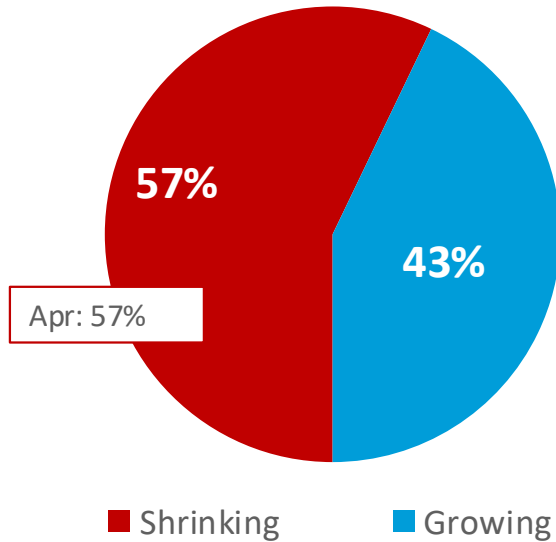
Column %	DEM	GOP	IND/OTH
Better than it was under Biden	24%	70%	36%
Worse than it was under Biden	76%	30%	64%

TE0101: Do you think the current state of the economy is mostly due to the policies of the Biden administration or the Trump administration?

TE0102: Is the economy today better or worse than it was when Biden was president?

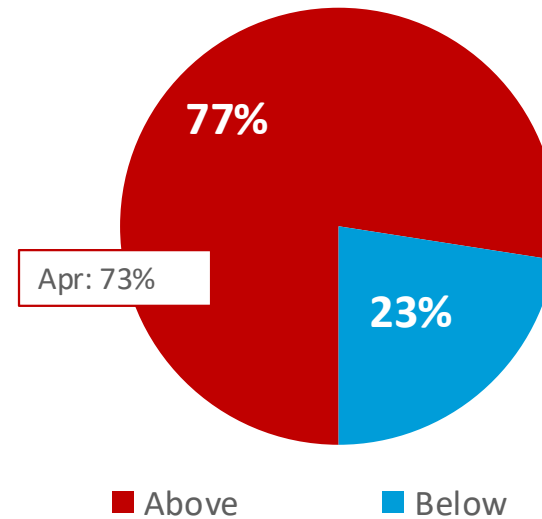
# MOST VOTERS FEEL THE ECONOMY IS SHRINKING AND THERE IS CONSENSUS AMONG VOTERS THAT INFLATION IS ABOVE 3 PERCENT

Do you think the economy is shrinking or growing?



Column %	DEM	GOP	IND/OTH
Shrinking	77%	35%	61%
Growing	23%	65%	39%

Do you think inflation is above or below 3 per cent a year right now?



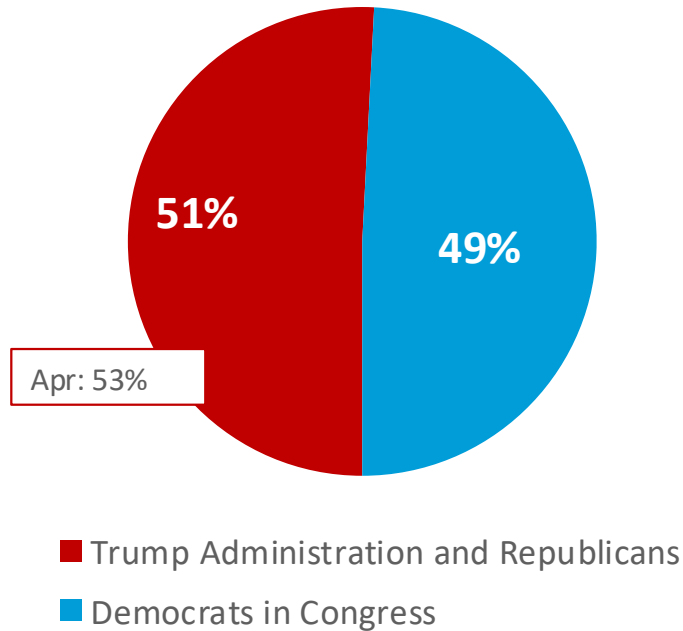
Column %	DEM	GOP	IND/OTH
Above	86%	72%	75%
Below	14%	28%	25%

TE0103: Do you think the economy is shrinking or growing?

TE0104: Do you think inflation is above or below 3 per cent a year right now?

# VOTERS ARE DIVIDED AMONG PARTISAN LINES ON WHO THEY TRUST MORE TO MANAGE THE ECONOMY

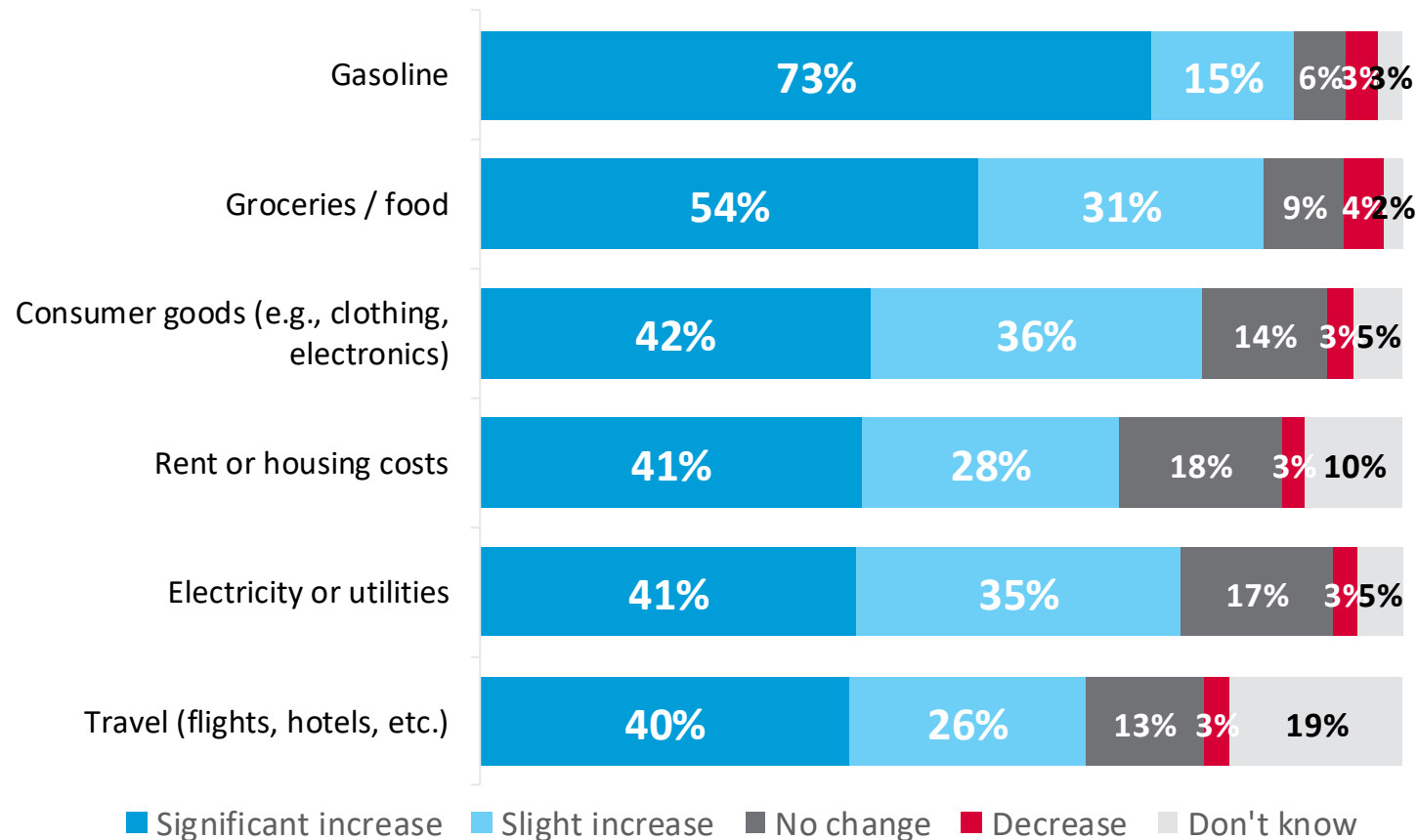
Who do you trust more to manage the economy – the Trump administration and Republicans or Democrats in Congress?



Column %	DEM	GOP	IND/OTH
Trump Administration and Republicans	14%	88%	48%
Democrats in Congress	86%	12%	52%

# VOTERS SEE RISING PRICES ACROSS EVERYDAY EXPENSES OVER THE PAST FEW MONTHS, ESPECIALLY GAS AND FOOD

In the past few months, have you noticed an increase, decrease, or no change in the price of any of the following?

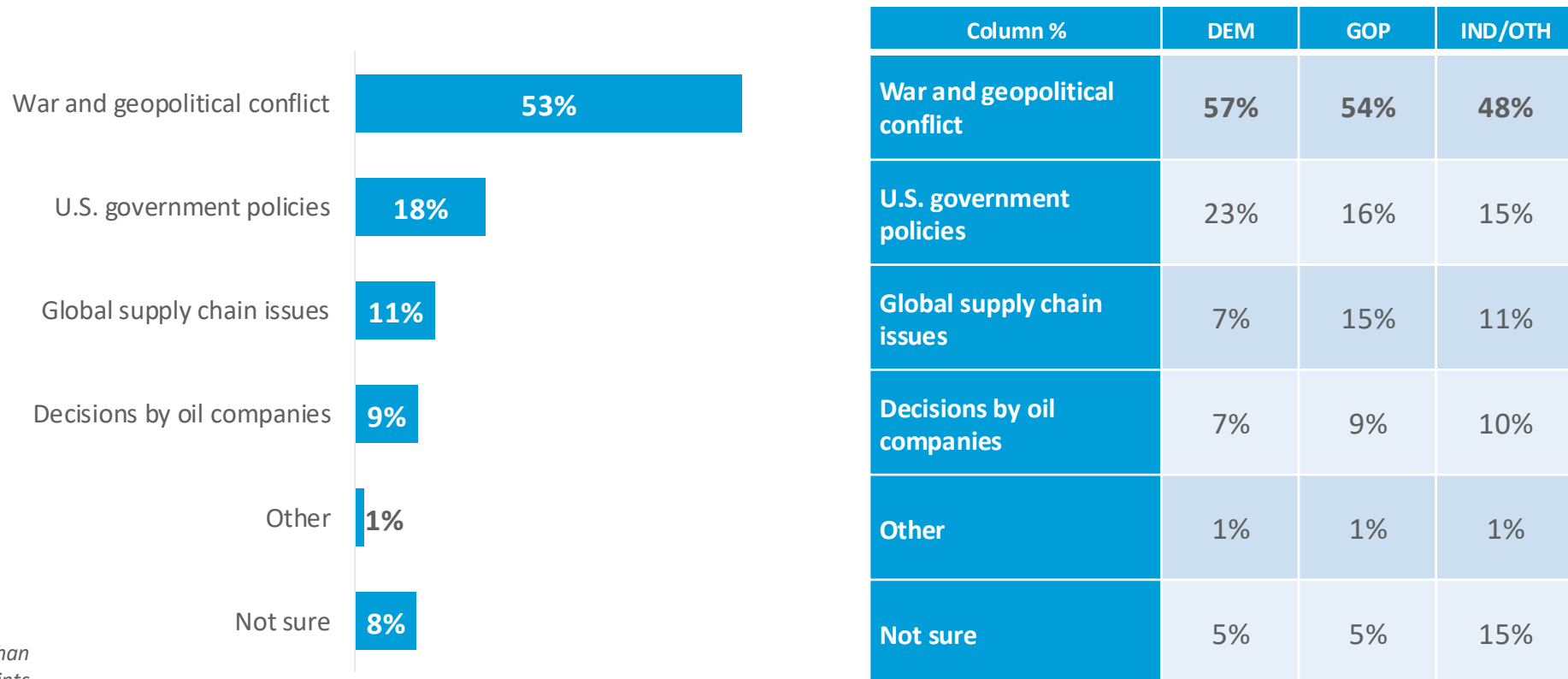


**% Significant Increase**

Column %	DEM	GOP	IND/OTH
Gasoline	83%	65%	70%
Groceries / food	69%	44%	51%
Consumer goods (e.g., clothing, electronics)	58%	32%	38%
Rent or housing costs	52%	34%	39%
Electricity or utilities	53%	33%	37%
Travel (flights, hotels, etc.)	50%	32%	39%

# WAR AND GEOPOLITICAL CONFLICT IS SEEN AS THE PRIMARY CAUSE OF HIGHER GAS PRICES

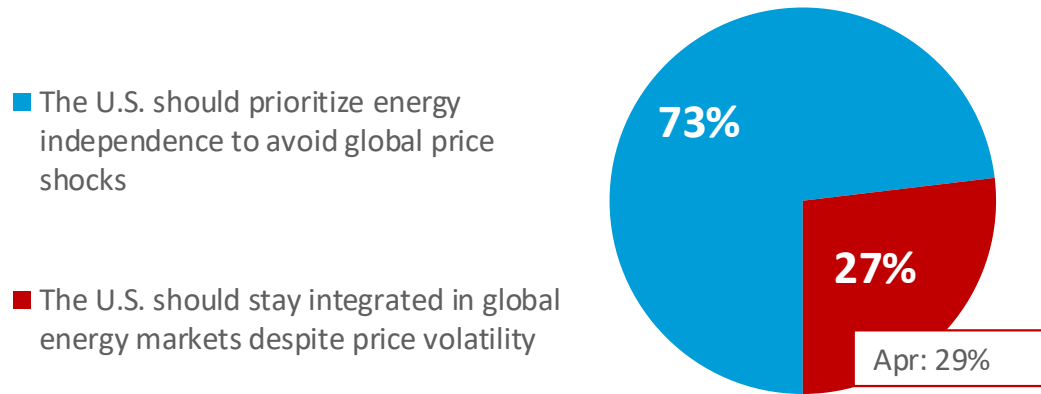
Which of the following do you think is the biggest cause of higher gas prices right now?



No changes greater than three percentage points.

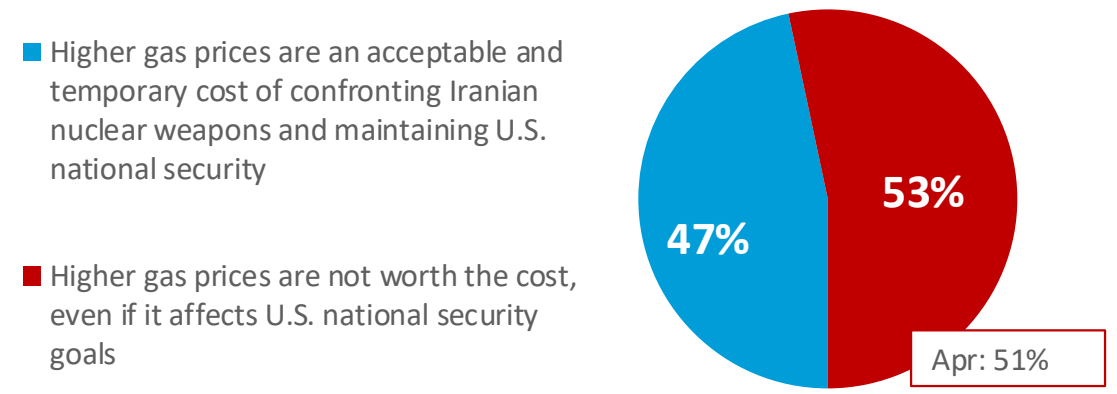
# 3 IN 4 VOTERS FAVOR U.S. ENERGY INDEPENDENCE, BUT LEAN TOWARDS AGREEING THAT HIGHER GAS PRICES ARE NOT WORTH THE NATIONAL SECURITY TRADE OFFS

Which of the following do you agree with more, even if neither is exactly right?



Column %	DEM	GOP	IND/OTH
The U.S. should prioritize energy independence to avoid global price shocks	68%	78%	73%
The U.S. should stay integrated in global energy markets despite price volatility	32%	22%	27%

Which of the following do you agree with more, even if neither is exactly right?

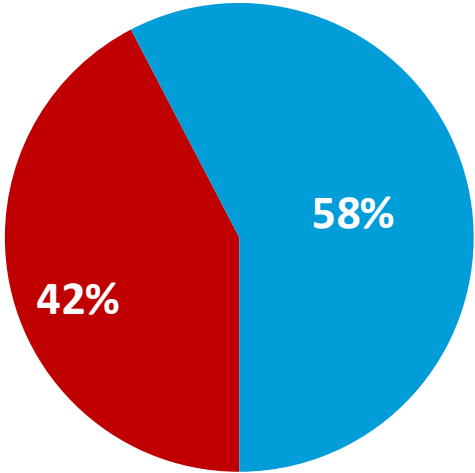


Column %	DEM	GOP	IND/OTH
Higher gas prices are an acceptable and temporary cost	30%	63%	45%
Higher gas prices are not worth the cost	70%	37%	55%

PRICE0405: Which of the following do you agree with more, even if neither is exactly right?  
 PRICE0406: Which of the following do you agree with more, even if neither is exactly right?

# MOST VOTERS EXPECT IRAN-RELATED PRICE INCREASES TO LAST LONG TERM

Do you think price increases caused by tensions with Iran will be short-term and come back down quickly, or long-term and not go back down anytime soon?



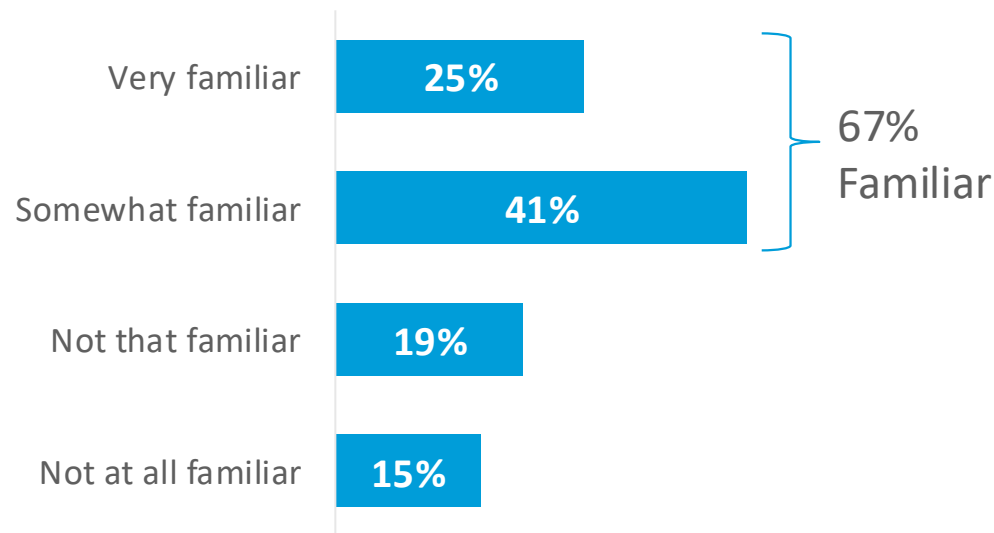
- Short-term and likely to come back down quickly
- Long-term and not likely to go back down anytime soon

Column %	DEM	GOP	IND/OTH
Short-term and likely to come back down quickly	23%	62%	41%
Long-term and not likely to go back down anytime soon	77%	38%	59%

# GERRYMANDERING

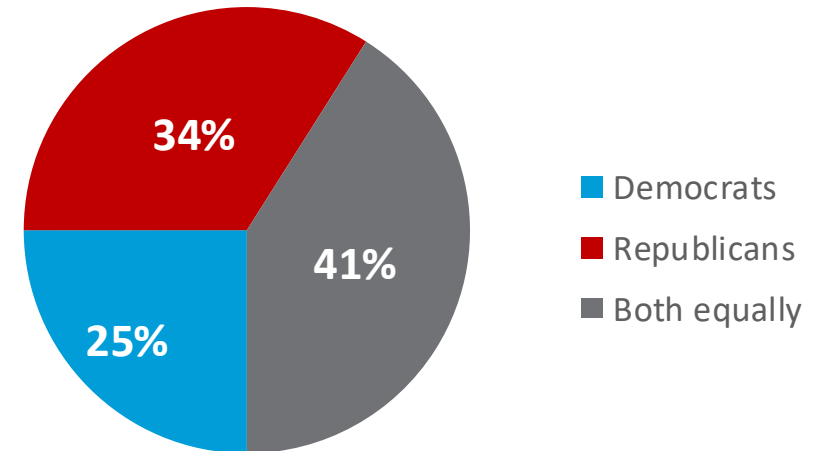
# TWO-THIRDS ARE FAMILIAR WITH GERRYMANDERING, AND VOTERS ARE MOST LIKELY TO SAY BOTH PARTIES ENGAGE IN IT EQUALLY

How familiar are you with the practice of politicians drawing electoral district lines to benefit their own party, also known as partisan redistricting or gerrymandering?



Column %	DEM	GOP	IND/OTH
<b>Familiar (NET)</b>	<b>67%</b>	<b>72%</b>	<b>60%</b>
<b>Not familiar (NET)</b>	<b>33%</b>	<b>28%</b>	<b>40%</b>

Which party do you believe engages in gerrymandering more?

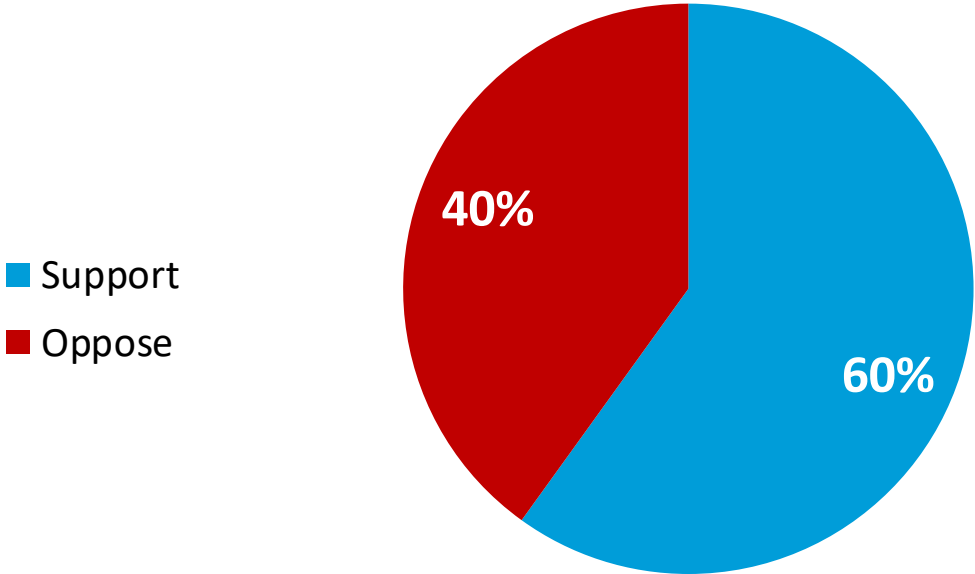


Column %	DEM	GOP	IND/OTH	Familiar with Gerrymandering
<b>Democrats</b>	<b>18%</b>	<b>40%</b>	<b>16%</b>	<b>28%</b>
<b>Republicans</b>	<b>54%</b>	<b>25%</b>	<b>23%</b>	<b>40%</b>
<b>Both equally</b>	<b>29%</b>	<b>35%</b>	<b>61%</b>	<b>32%</b>

GERRY0501: How familiar are you with the practice of politicians drawing electoral district lines to benefit their own party, also known as partisan redistricting or gerrymandering?  
 GERRY0502: Which party do you believe engages in gerrymandering more?

# A THREE-FIFTHS MAJORITY SUPPORT A NATIONAL BAN ON GERRYMANDERING, INCLUDING A MAJORITY ACROSS PARTIES

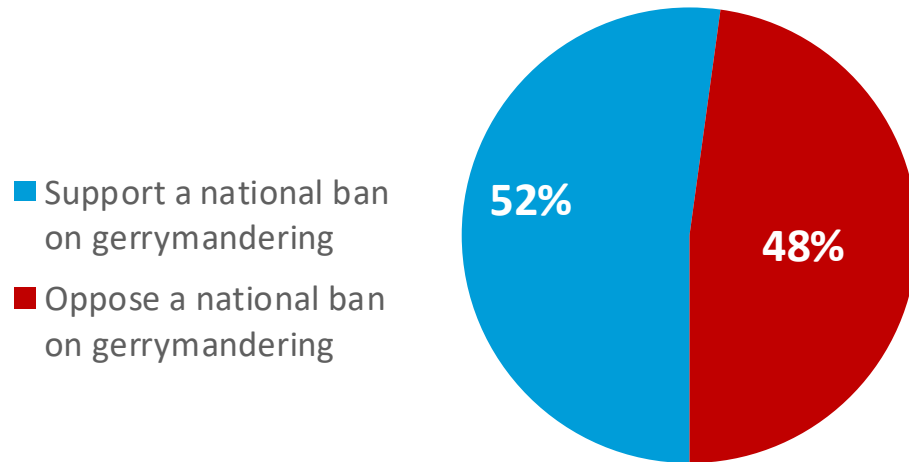
Do you support or oppose a national ban on gerrymandering?



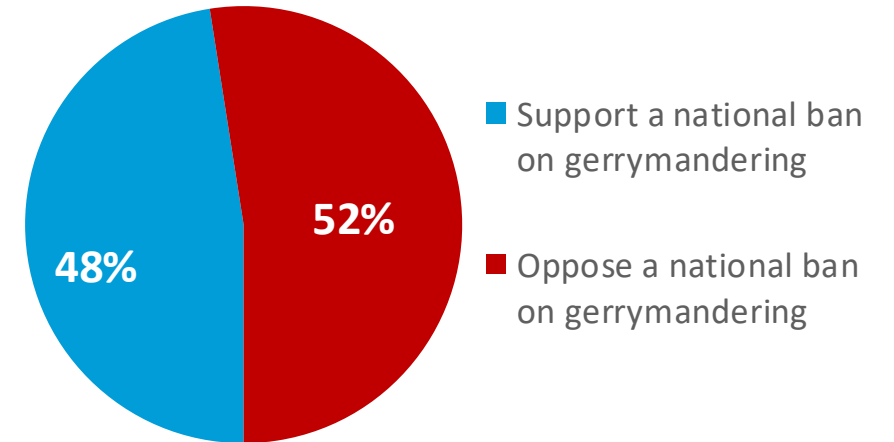
Column %	DEM	GOP	IND/OTH	Familiar with Gerrymandering
Support	61%	61%	58%	67%
Oppose	39%	39%	42%	33%

# A NARROW MAJORITY OF VOTERS SAY DEMOCRATS WOULD BACK A GERRYMANDERING BAN, WHILE REPUBLICANS WOULD OPPOSE IT

Do you believe that Democrats in Congress would...



Do you believe that Republicans in Congress would...



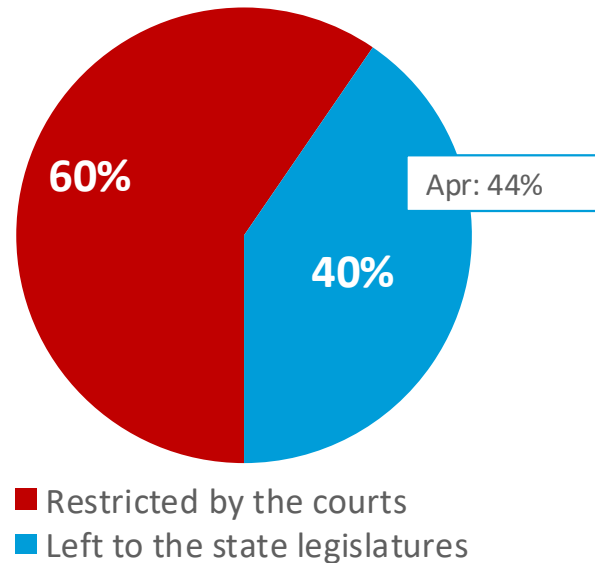
Column %	DEM	GOP	IND/OTH	Familiar with Gerrymandering
Support a national ban	68%	39%	50%	52%
Oppose a national ban	32%	61%	50%	48%

Column %	DEM	GOP	IND/OTH	Familiar with Gerrymandering
Support a national ban	37%	62%	42%	47%
Oppose a national ban	63%	38%	58%	53%

GERRY0504: Do you believe that Democrats in Congress would...  
 GERRY0505: Do you believe that Republicans in Congress would...

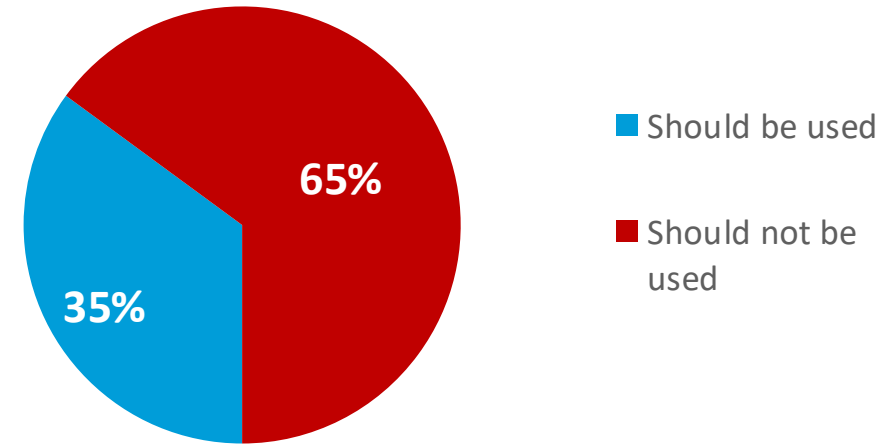
# MOST AGREE GERRYMANDERING SHOULD BE RESTRICTED BY THE COURTS, AND TWO-THIRDS SAY RACE SHOULD NOT BE USED AS A FACTOR TO DETERMINE DISTRICT LINES

Do you think that political gerrymandering should be...



The U.S. Supreme Court recently ruled in a case called Louisiana v. Callais that Louisiana's congressional map – which had created a second majority-Black district – was an unconstitutional racial gerrymander. The ruling narrows when states can use race as a factor in drawing district lines.

In your view should race be used as a determining a factor when drawing Congressional districts or not?



Column %	DEM	GOP	IND/OTH	Familiar with Gerrymandering
Restricted by the courts	64%	59%	56%	63%
Left to the state legislatures	36%	41%	44%	37%

Column %	DEM	GOP	IND/OTH	Familiar with Gerrymandering
Should be used	40%	34%	31%	38%
Should not be used	60%	66%	69%	62%

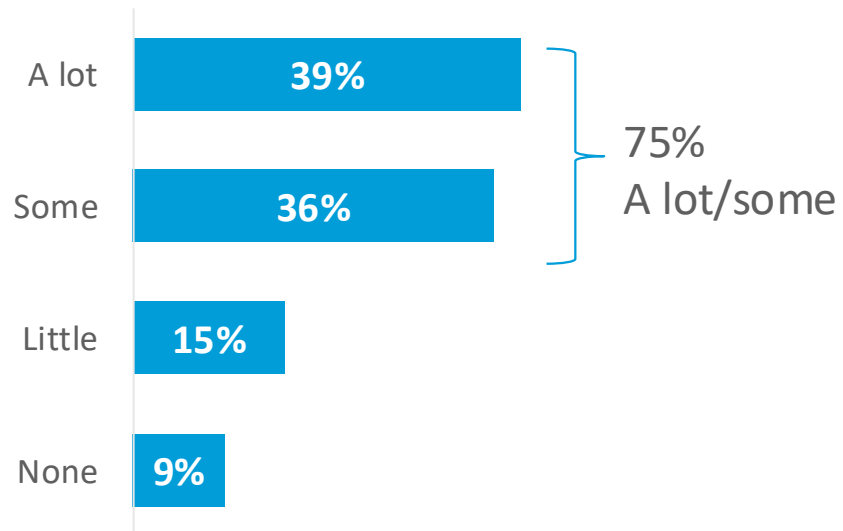
GERRY0506: Do you think that political gerrymandering should be...

GERRY0509: The U.S. Supreme Court recently ruled in a case called Louisiana v. Callais that Louisiana's congressional map – which had created a second majority-Black district – was an unconstitutional racial gerrymander. The ruling narrows when states can use race as a factor in drawing district lines. In your view should race should be used as a determining a factor when drawing Congressional districts or not?

# DOJ WEAPONIZATION FUND

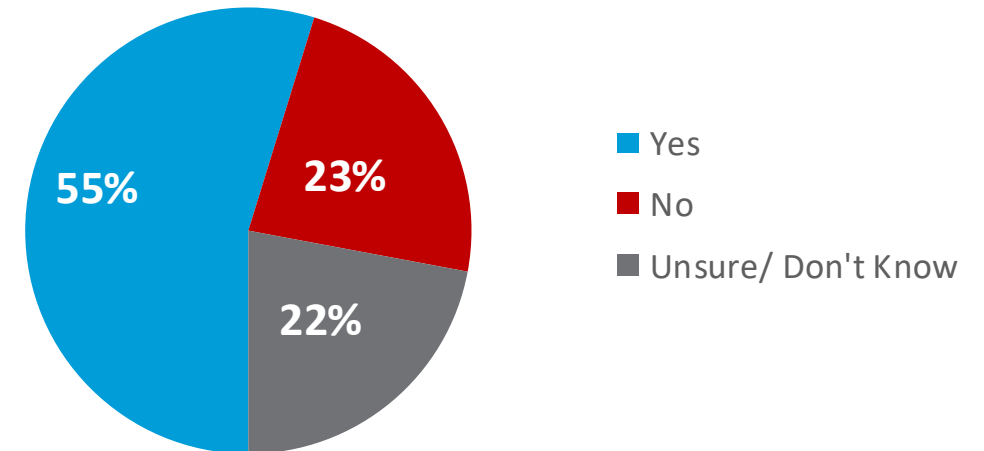
# STRONG MAJORITIES SEE UNFAIR POLITICAL TARGETING OF AMERICANS, WITH 55% BACKING A REIMBURSEMENT FUND

Do you think that we have seen a lot, some, little or no unfair targeting and prosecution of Americans by the federal government for political motives in recent years?



Column %	DEM	GOP	IND/OTH
A lot / Some	82%	72%	72%
Little / None	18%	28%	28%

Do you think the U.S. government should set up a fund to reimburse the legal expenses and other damages for Americans who are eventually found to have been unfairly targeted or prosecuted by the federal government or not?



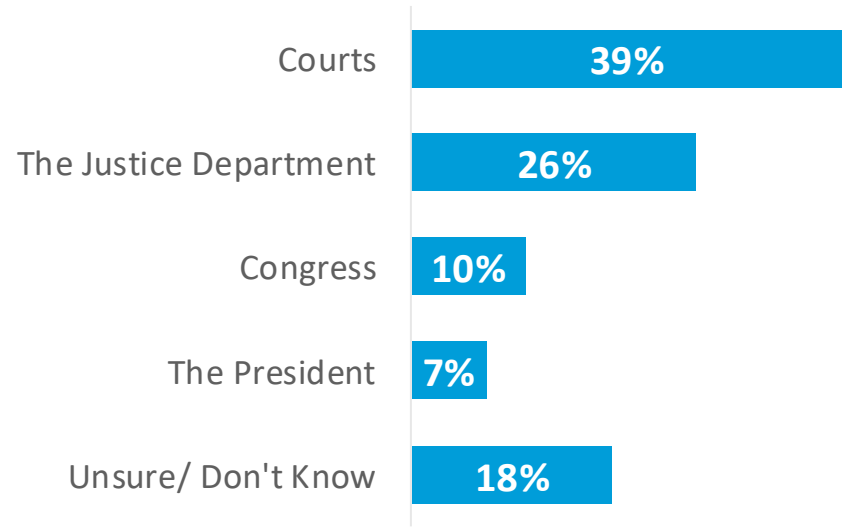
Column %	DEM	GOP	IND/OTH
Yes	57%	61%	46%
No	27%	19%	24%
Unsure/ Don't Know	16%	20%	30%

DOJ1: Do you think that we have seen a lot, some, little or no unfair targeting and prosecution of Americans by the federal government for political motives in recent years?

DOJ2: Do you think the U.S. government should set up a fund to reimburse the legal expenses and other damages for Americans who are eventually found to have been unfairly targeted or prosecuted by the federal government or not?

# VOTERS PREFER COURTS TO DECIDE UNFAIR TARGETING CLAIMS

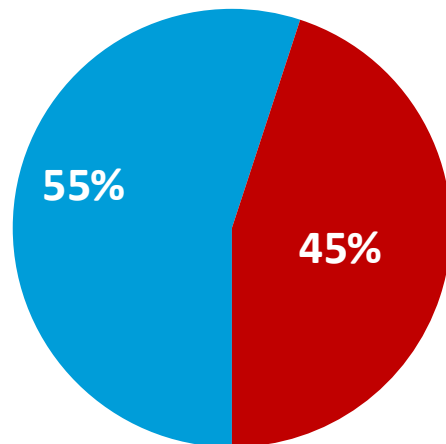
**Who should ultimately make the determination of whether someone has been unfairly targeted or prosecuted by the federal government?**



Column %	DEM	GOP	IND/OTH
Courts	47%	35%	35%
The Justice Department	23%	29%	25%
Congress	13%	10%	8%
The President	4%	10%	6%
Unsure/ Don't Know	13%	16%	26%

# JUST OVER HALF HAVE HEARD OF TRUMP'S ANTI-WEAPONIZATION FUND

Have you heard or not heard anything about the Trump administration's creation of a nearly \$1.8 billion "Anti-Weaponization Fund" at the Department of Justice set up to compensate individuals who claim they were unfairly targeted by the federal government?

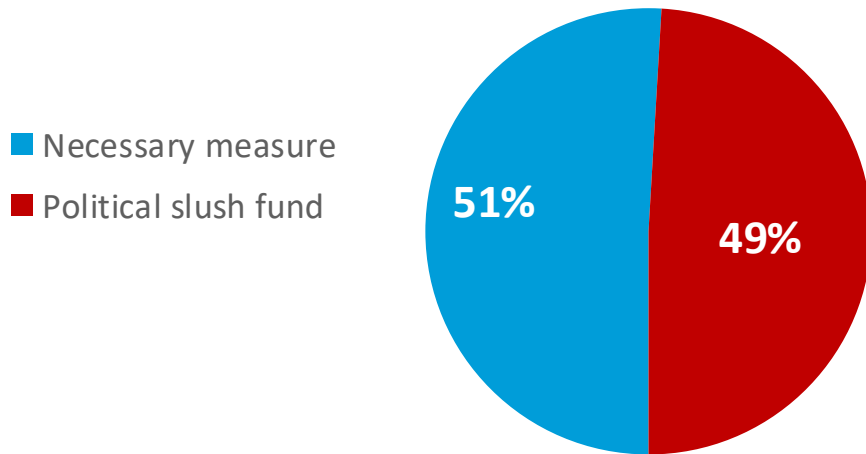


- Yes, I have heard about this
- No, I have not heard about this

Column %	DEM	GOP	IND/OTH
Yes, I have heard about this	59%	56%	50%
No, I have not heard about this	41%	44%	50%

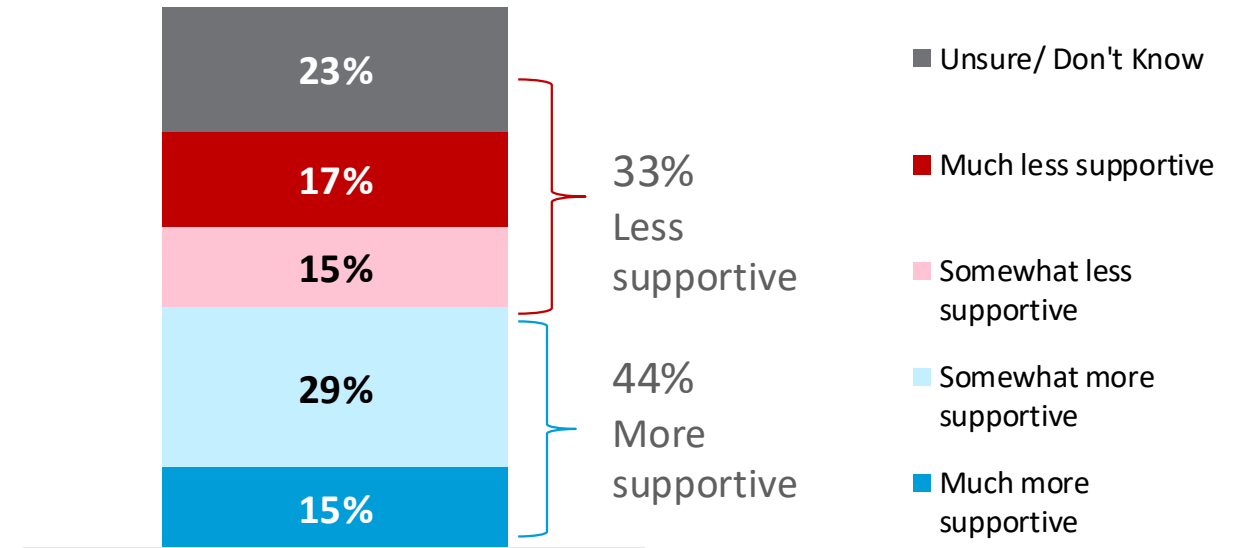
# VOTERS ARE DIVIDED OVER WHETHER THE FUND IS NECESSARY, BUT BECOME MORE SUPPORTIVE WHEN TOLD IT IS NONPARTISAN

Do you think the fund is necessary to compensate Americans who were unfairly targeted and prosecuted in the past by politicized government officials and institutions, and might face the same situation in the future, or is the fund a political slush fund that will be used to reward President Trump's allies?



Column %	DEM	GOP	IND/OTH
Necessary measure	35%	74%	42%
Political slush fund	65%	26%	58%

The Justice Department says the fund is open to anyone, with no partisan restrictions, and that any unused money will return to the federal government. Does knowing this make you more or less supportive of the fund?



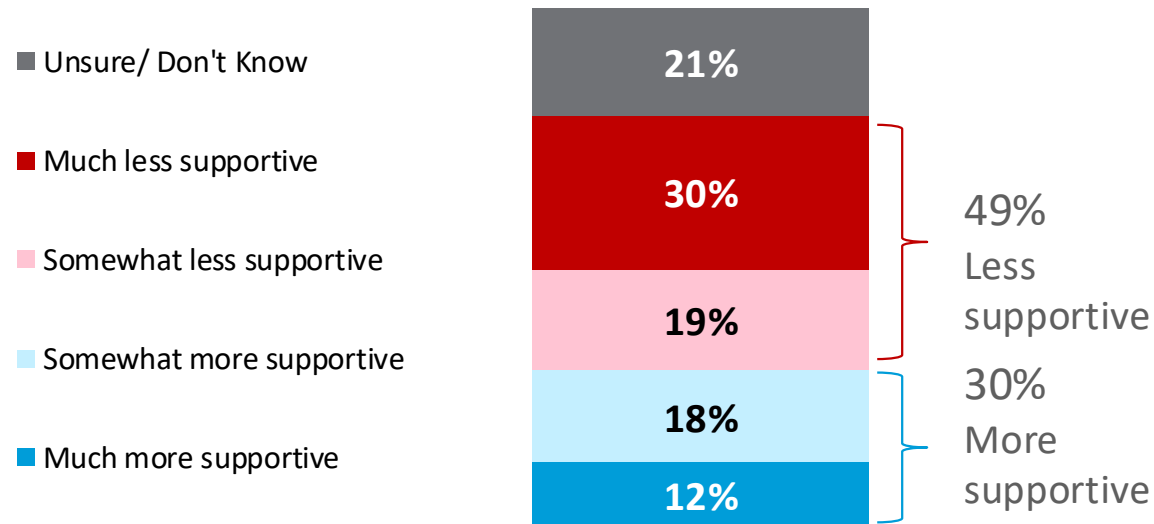
Column %	DEM	GOP	IND/OTH
More supportive (NET)	35%	62%	35%
Less supportive (NET)	45%	20%	33%
Unsure/ Don't Know	20%	18%	32%

DOJ5: Do you think the fund is necessary to compensate Americans who were unfairly targeted and prosecuted in the past by politicized government officials and institutions, and might face the same situation in the future, or is the fund a political slush fund that will be used to reward President Trump's allies?

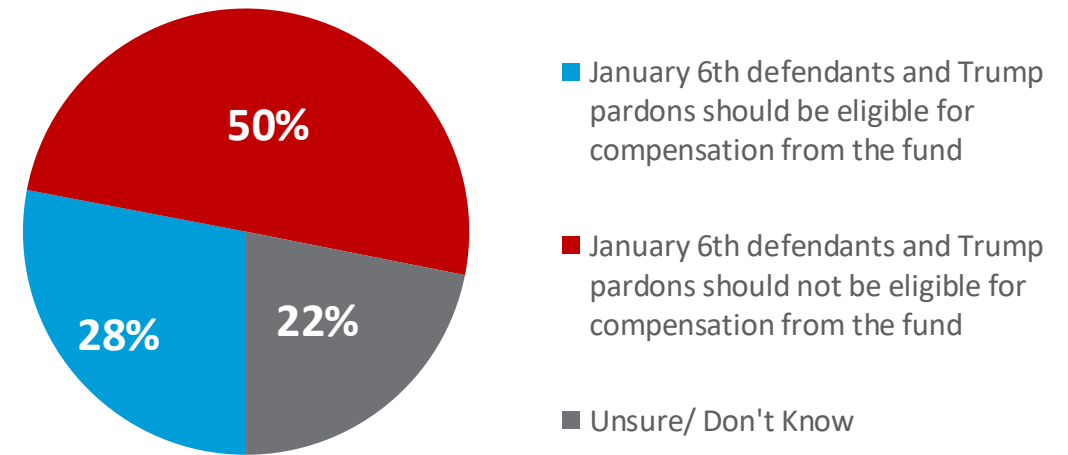
DOJ6: The Justice Department says the fund is open to anyone, with no partisan restrictions, and that any unused money will return to the federal government. Does knowing this make you more or less supportive of the fund?

# LACK OF JUDICIAL OVERSIGHT REDUCES FUND SUPPORT, AND HALF OPPOSE ELIGIBILITY FOR JAN 6TH DEFENDANTS AND TRUMP PARDONS

Unlike similar government settlement funds in the past, the Anti-Weaponization Fund will not be subject to oversight by a federal court and will be fully in the hands of the administration. Does the absence of judicial oversight over how funds are distributed make you more or less supportive of the fund?



Some critics say the fund could be used to compensate January 6th defendants and others pardoned by President Trump. Some supporters say those individuals themselves were victims of politically motivated prosecution. What is your view?



Column %	DEM	GOP	IND/OTH
<b>More supportive (NET)</b>	24%	<b>44%</b>	21%
<b>Less supportive (NET)</b>	<b>61%</b>	37%	<b>51%</b>
<b>Unsure/ Don't Know</b>	16%	19%	28%

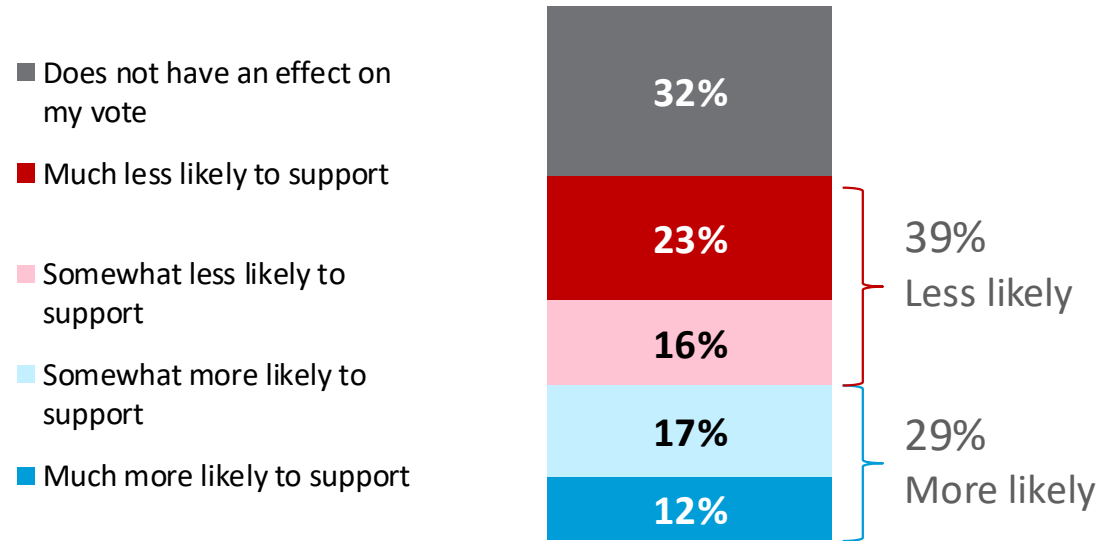
Column %	DEM	GOP	IND/OTH
<b>Should be eligible</b>	15%	<b>47%</b>	21%
<b>Should not be eligible</b>	<b>72%</b>	31%	<b>49%</b>
<b>Unsure/ Don't Know</b>	13%	23%	31%

DOJ7: Unlike similar government settlement funds in the past, the Anti-Weaponization Fund will not be subject to oversight by a federal court and will be fully in the hands of the administration. Does the absence of judicial oversight over how funds are distributed make you more or less supportive of the fund?

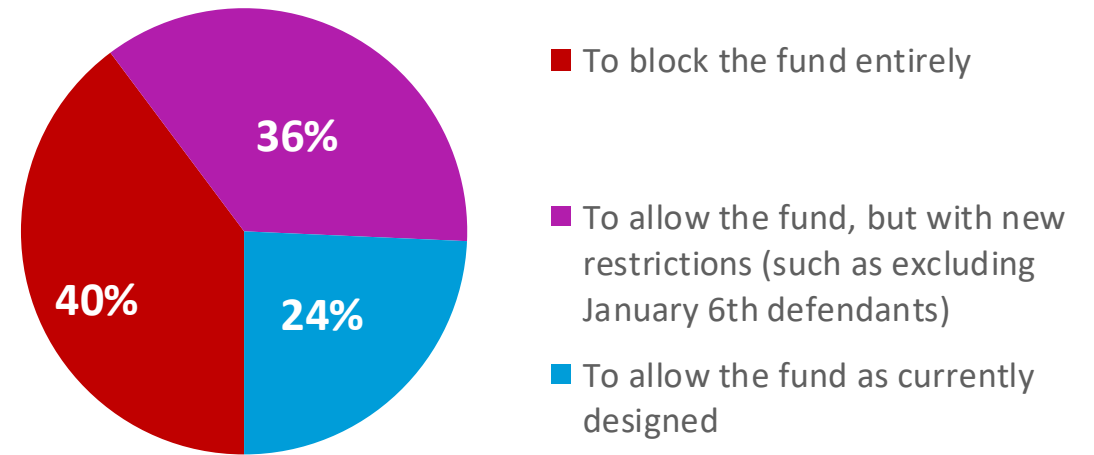
DOJ8: Some critics say the fund could be used to compensate January 6th defendants and others pardoned by President Trump. Some supporters say those individuals themselves were victims of politically motivated prosecution. What is your view?

# SUPPORT FOR THE FUND CARRIES AN ELECTORAL RISK, WITH MOST WANTING THEIR REPRESENTATIVE TO BLOCK OR RESTRICT IT

If a candidate for office supports the establishment of the anti-weaponization fund would that make you more or less likely to vote for them, or does it not affect your vote?



Some Republican senators, along with Democrats, are looking at ways to block or "kill" the fund. If Congress voted on whether to pass a law preventing taxpayer money from being used for the Anti-Weaponization Fund, would you want your own Senator and Representative to vote...?



Column %	DEM	GOP	IND/OTH
More likely to support (NET)	25%	43%	18%
Less likely to support (NET)	53%	23%	43%
Does not have an effect on my vote	22%	34%	39%

Column %	DEM	GOP	IND/OTH
To block the fund entirely	52%	26%	42%
To allow the fund, but with new restrictions	37%	37%	34%
To allow the fund as currently designed	11%	37%	24%

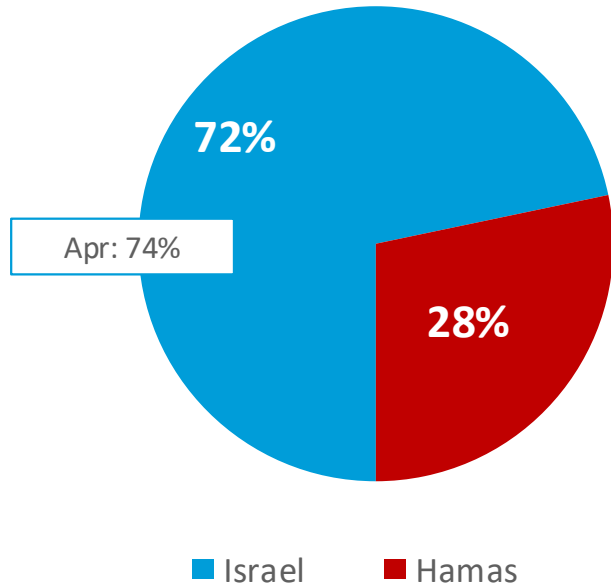
DOJ10: If a candidate for office supports the establishment of the anti-weaponization fund would that make more or less likely to vote for them, or does it not affect your vote?

DOJ11: Some Republican senators, along with Democrats, are looking at ways to block or "kill" the fund. If Congress voted on whether to pass a law preventing taxpayer money from being used for the Anti-Weaponization Fund, would you want your own Senator and Representative to vote...?

# ISRAEL & ANTISEMITISM

# OVER 7 IN 10 SUPPORT ISRAEL OVER HAMAS, WITH SUPPORT FOR ISRAEL HIGHEST AMONG OLDER AGE GROUPS AND GOP VOTERS

In the Israel-Hamas conflict do you support more Israel or more Hamas?



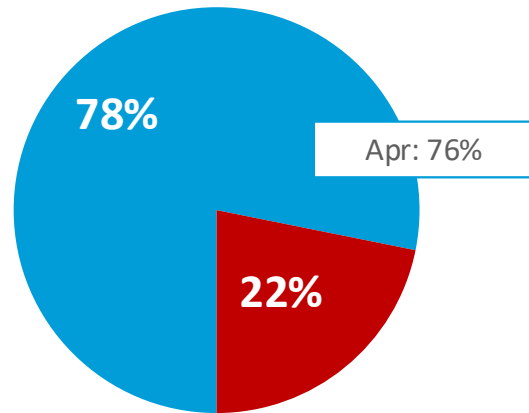
Column %	DEM	GOP	IND/OTH
Israel	64%	82%	69%
Hamas	36%	18%	31%

Column %	18-24	25-34	35-44	45-54	55-64	65+
Israel	46%	57%	73%	74%	75%	86%
Hamas	54%	43%	27%	26%	25%	14%

# OVER 3 IN 4 AGREE TERRORIST GROUPS ARE ON ISRAEL'S BORDERS, WITH A PLURALITY SAYING THEY AIM TO DESTROY ISRAEL

Would you say that today there are terrorist groups on the borders of Israel, including Hamas and Hezbollah, or is that not the case?

- There are terrorist groups on Israel's borders
- There are no terrorist groups on Israel's borders

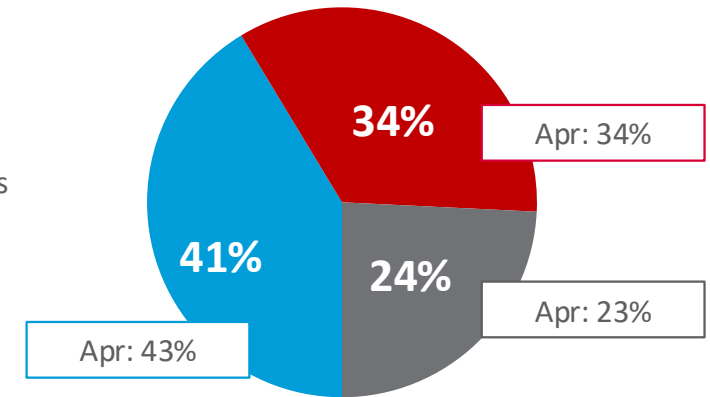


Column %	DEM	GOP	IND/OTH
There are terrorist groups	75%	85%	74%
There are no terrorist groups	25%	15%	26%

Column %	18-24	25-34	35-44	45-54	55-64	65+
There are terrorist groups	62%	69%	73%	75%	82%	94%
There are no terrorist groups	38%	31%	27%	25%	18%	6%

Do you think those groups are trying to destroy Israel, are they fighting just to have more rights in their territory, or are they fighting to expand their territory?

- Trying to destroy Israel
- Fighting just to have more rights in their territory
- They are trying to expand their territory



Column %	DEM	GOP	IND/OTH
Trying to destroy Israel	29%	53%	41%
Fighting just to have more rights	44%	23%	37%
They are trying to expand	27%	24%	22%

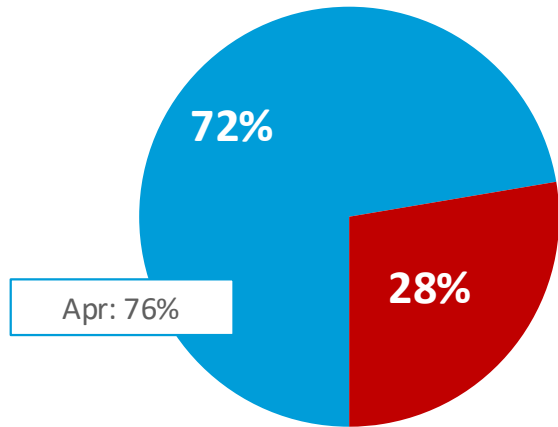
Column %	18-24	25-34	35-44	45-54	55-64	65+
Trying to destroy Israel	30%	29%	37%	35%	45%	60%
Fighting just to have more rights	50%	44%	37%	39%	29%	21%
They are trying to expand	21%	27%	26%	25%	27%	19%

ISR0402: Would you say that today there are terrorist groups on the borders of Israel, including Hamas and Hezbollah, or is that not the case?

ISR0403: Do you think those groups are trying to destroy Israel, are they fighting just to have more rights in their territory, or are they fighting to expand their territory?

# A MAJORITY OF VOTERS AGREE HEZBOLLAH SHOULD BE REQUIRED TO DISARM AS PART OF A LONG-TERM PEACE AGREEMENT

Should Hezbollah be required to disarm or not be required to disarm as part of a long-term peace agreement between Israel and Lebanon?



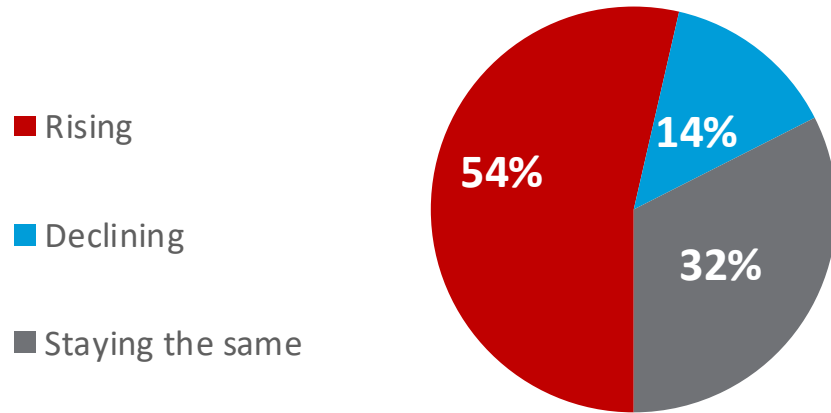
- Hezbollah should be required to disarm
- Hezbollah should not be required to disarm

Column %	DEM	GOP	IND/OTH
Hezbollah should be required to disarm	69%	81%	67%
Hezbollah should not be required to disarm	31%	19%	33%

Column %	18-24	25-34	35-44	45-54	55-64	65+
Hezbollah should be required to disarm	59%	60%	71%	65%	78%	88%
Hezbollah should not be required to disarm	41%	40%	29%	35%	22%	12%

# THERE IS LARGE CONSENSUS AMONG VOTERS THAT ANTI-SEMITISM IS PREVALENT IN AMERICA TODAY, AND A MAJORITY SAY IT IS RISING

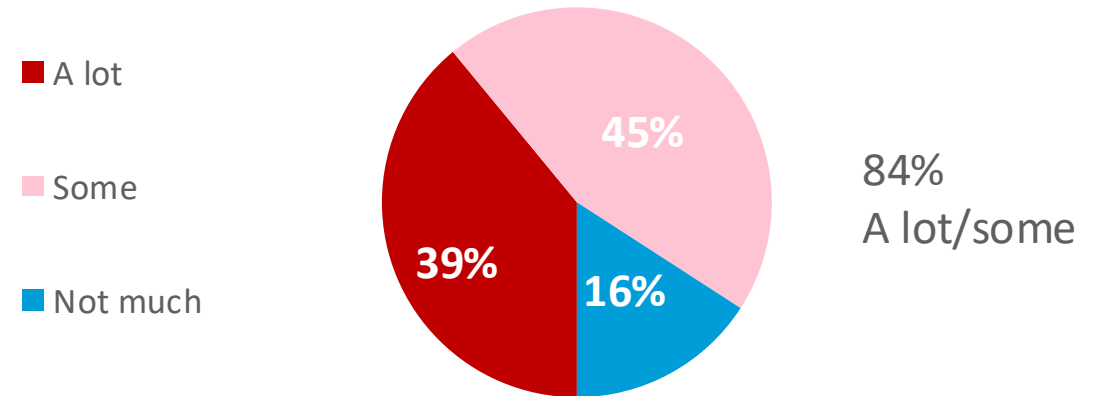
Do you think that anti-semitism is on the rise, decline or staying the same in the United States?



Column %	DEM	GOP	IND/OTH
Rising	57%	59%	44%
Declining	14%	11%	17%
Staying the same	30%	29%	39%

Column %	18-24	25-34	35-44	45-54	55-64	65+
Rising	31%	42%	46%	55%	56%	73%
Declining	34%	25%	14%	14%	9%	2%
Staying the same	35%	33%	39%	31%	35%	25%

Do you think that there is a lot of anti-semitism in America today, some or not much?



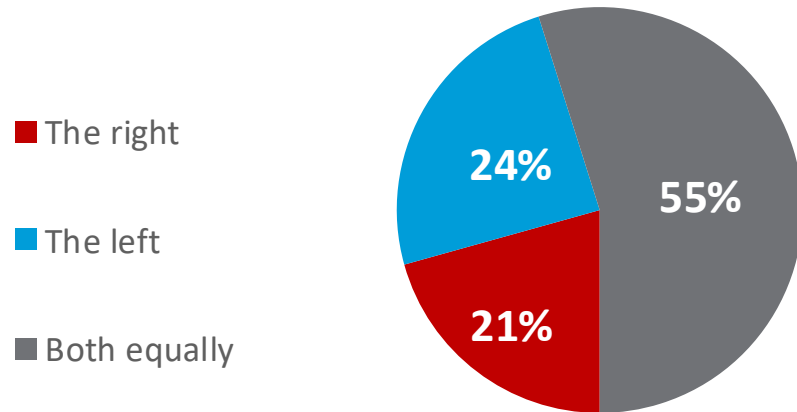
Column %	DEM	GOP	IND/OTH
A lot	43%	40%	34%
Some	46%	46%	43%
Not much	11%	14%	23%

Column %	18-24	25-34	35-44	45-54	55-64	65+
A lot	30%	32%	35%	44%	40%	46%
Some	35%	44%	47%	42%	48%	47%
Not much	35%	23%	18%	13%	12%	7%

ISR0501: Do you think that anti-semitism is on the rise, decline or staying the same in the United States?  
 ISR0502: Do you think that there is a lot of anti-semitism in America today, some or not much?

# A MAJORITY SAY ANTISEMITISM COMES EQUALLY FROM THE LEFT AND RIGHT, AND A PLURALITY SAY BOTH PARTIES SHARE BLAME

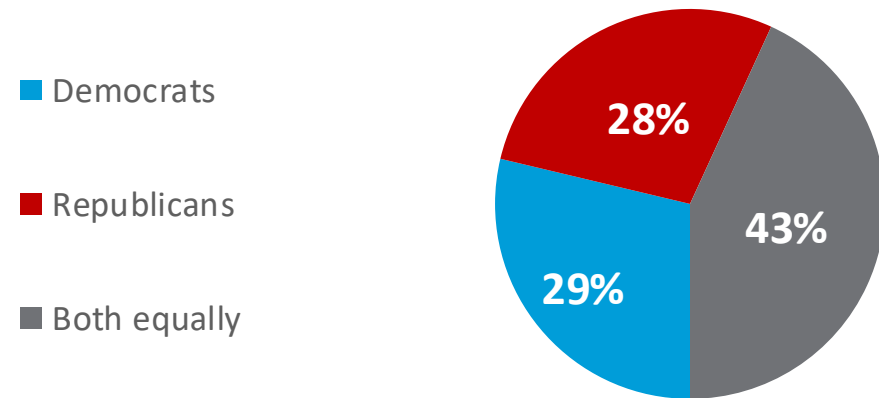
Do you think anti-semitism is coming more from the right, the left or both?



Column %	DEM	GOP	IND/OTH
The right	35%	13%	15%
The left	12%	40%	21%
Both equally	53%	48%	64%

Column %	18-24	25-34	35-44	45-54	55-64	65+
The right	24%	22%	20%	19%	17%	23%
The left	19%	23%	20%	19%	24%	35%
Both equally	56%	54%	60%	62%	59%	42%

Is it coming more from Democrats, Republicans or both equally?



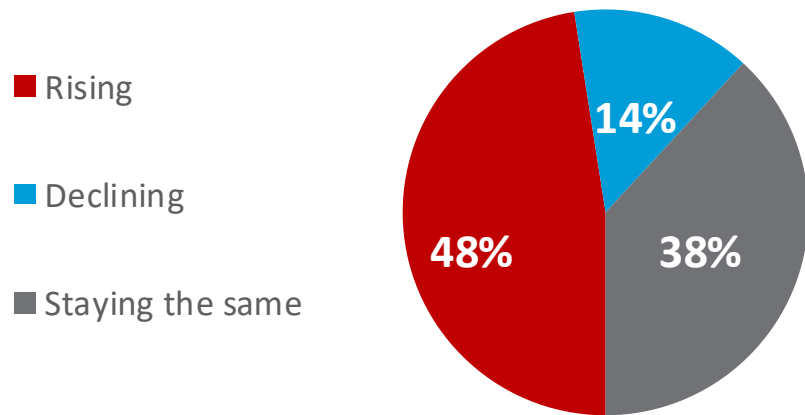
Column %	DEM	GOP	IND/OTH
Democrats	18%	48%	19%
Republicans	46%	17%	22%
Both equally	37%	35%	59%

Column %	18-24	25-34	35-44	45-54	55-64	65+
Democrats	23%	22%	26%	26%	32%	37%
Republicans	25%	42%	25%	24%	23%	26%
Both equally	53%	37%	49%	49%	44%	36%

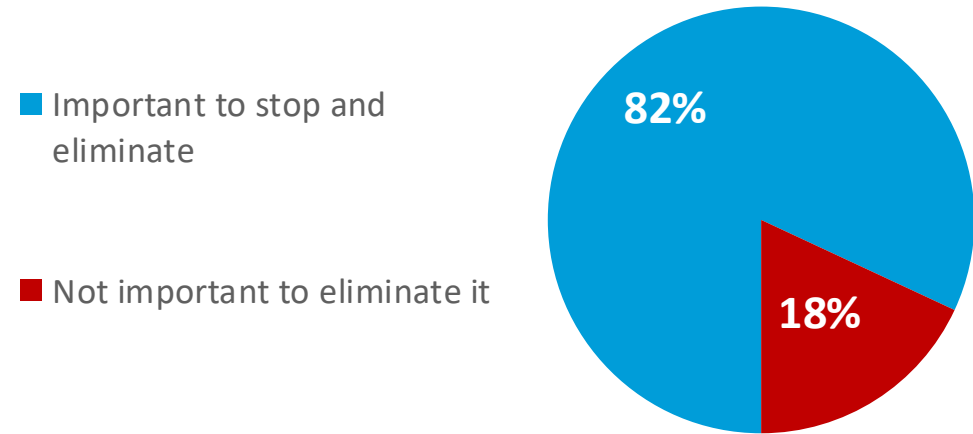
ISR0503: Do you think anti-semitism is coming more from the right, the left or both?  
 ISR0504: Is it coming more from Democrats, Republicans or both equally?

# ALMOST HALF BELIEVE VIOLENCE AGAINST JEWS IS RISING IN THE U.S., AND 8 IN 10 SAY ANTISEMITISM IS IMPORTANT TO STOP AND ELIMINATE

Do you think that there is rising violence against Jewish people in the United States, declining violence or is it staying the same?



Do you think that anti-semitism is something that it is important to stop and eliminate or is it not important to eliminate it?



Column %	DEM	GOP	IND/OTH
Rising	51%	53%	38%
Declining	15%	13%	15%
Staying the same	35%	33%	47%

Column %	DEM	GOP	IND/OTH
Important to stop and eliminate	86%	87%	72%
Not important to eliminate it	14%	13%	28%

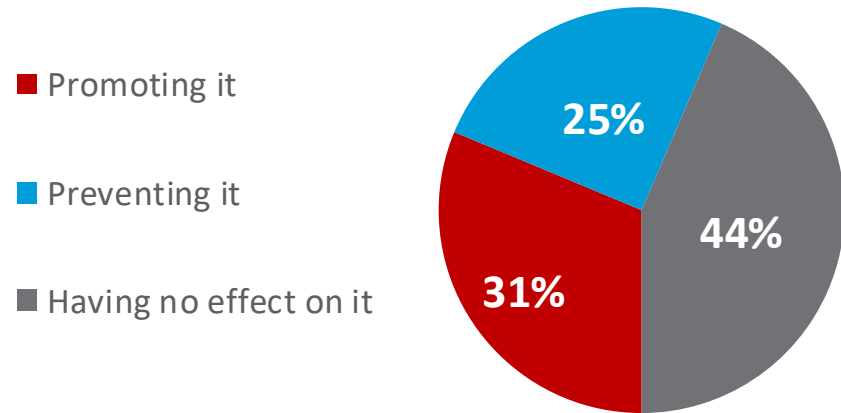
Column %	18-24	25-34	35-44	45-54	55-64	65+
Rising	35%	35%	40%	46%	48%	69%
Declining	24%	23%	18%	13%	12%	5%
Staying the same	41%	42%	42%	41%	40%	26%

Column %	18-24	25-34	35-44	45-54	55-64	65+
Important to stop and eliminate	59%	74%	81%	80%	85%	95%
Not important to eliminate it	41%	26%	19%	20%	15%	5%

ISR0505: Do you think that there is rising violence against Jewish people in the United States, declining violence or is it staying the same?  
 ISR0506: Do you think that anti-semitism is something that it is important to stop and eliminate or is it not important to eliminate it?

# MORE VOTERS SAY UNIVERSITIES AND NEWS MEDIA PROMOTES ANTISEMITISM RATHER THAN PREVENTS IT

Do you think that universities are promoting antisemitism, preventing it or having no effect on it?

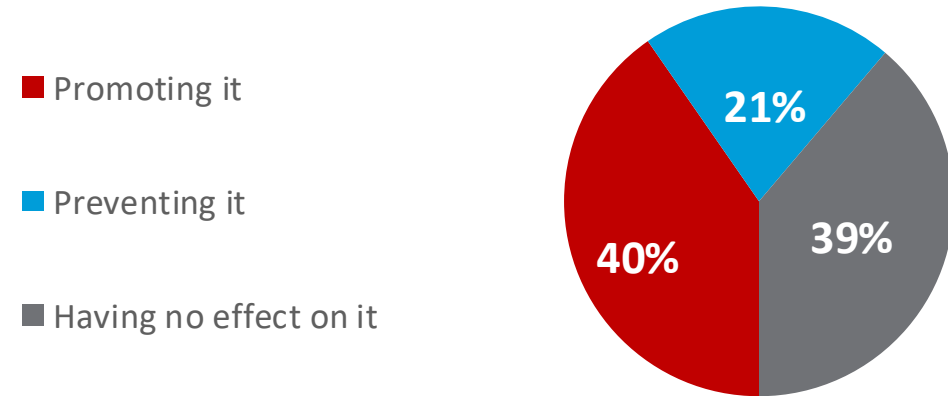


Column %	DEM	GOP	IND/OTH
Promoting it	16%	49%	28%
Preventing it	34%	20%	22%
Having no effect on it	51%	31%	50%

Column %	18-24	25-34	35-44	45-54	55-64	65+
Promoting it	15%	27%	31%	32%	30%	41%
Preventing it	37%	29%	31%	25%	23%	16%
Having no effect on it	48%	44%	37%	43%	47%	44%

Do you think the news media is promoting antisemitism, preventing it or having no effect on it?



Column %	DEM	GOP	IND/OTH
Promoting it	30%	52%	38%
Preventing it	28%	17%	19%
Having no effect on it	42%	31%	44%

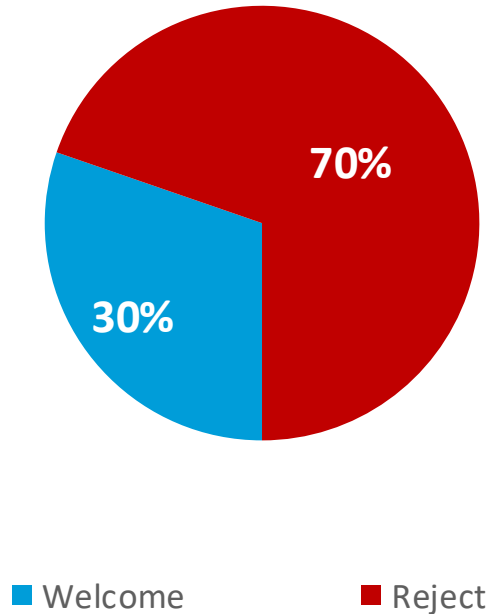
  

Column %	18-24	25-34	35-44	45-54	55-64	65+
Promoting it	34%	40%	39%	44%	41%	40%
Preventing it	30%	27%	22%	21%	19%	13%
Having no effect on it	36%	33%	39%	35%	40%	47%

ISR0507: Do you think that universities are promoting anti-semitism, preventing it or having no effect on it?  
 ISR0508: Do you think the news media is promoting anti-semitism, preventing it or having no effect on it?

# 7 IN 10 REJECT IDEA THAT THE DEMOCRATIC PARTY SHOULD WELCOME CANDIDATES WHO CALL FOR ISRAEL'S DESTRUCTION

Should the Democratic party welcome candidates that call for the destruction of Israel as the homeland of the Jewish People or should it reject candidates who take that position?



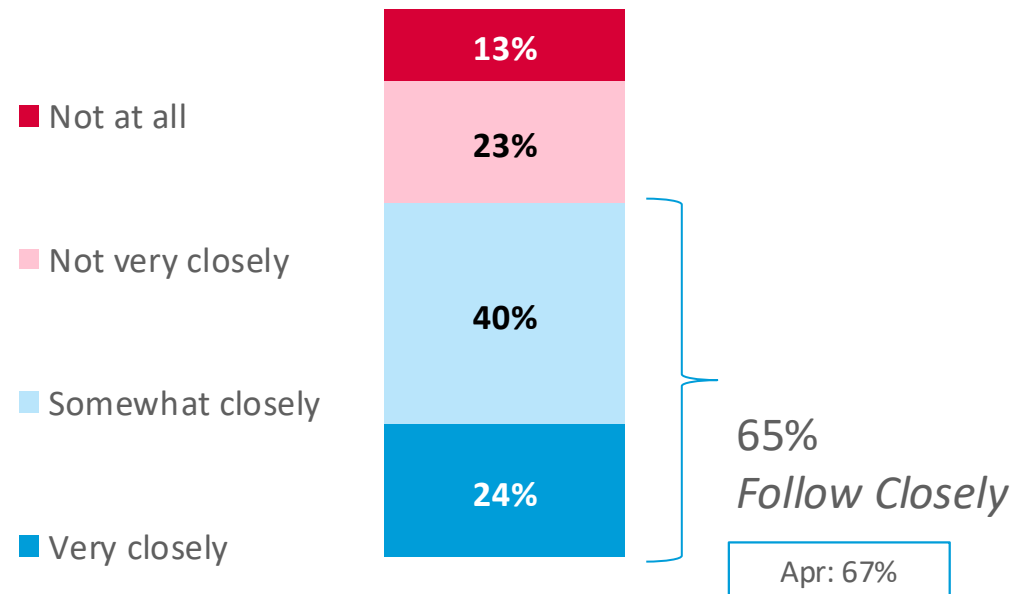
Column %	DEM	GOP	IND/OTH
Welcome	33%	27%	31%
Reject	67%	73%	69%

Column %	18-24	25-34	35-44	45-54	55-64	65+
Welcome	57%	46%	40%	29%	22%	9%
Reject	43%	54%	60%	71%	78%	91%

# IRAN CONFLICT

# MOST VOTERS ACROSS PARTY LINES ARE PAYING CLOSE ATTENTION TO THE MIDDLE EAST CONFLICT

How closely have you been following developments in the conflict between the United States, Israel and Iran?

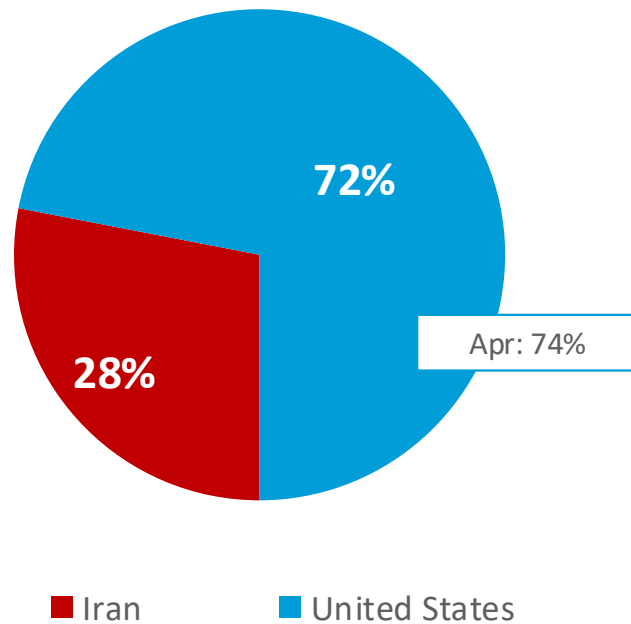


Column %	DEM	GOP	IND/OTH
Closely (NET)	68%	72%	53%
Not closely (NET)	32%	28%	47%

Column %	18-24	25-34	35-44	45-54	55-64	65+
Closely (NET)	49%	58%	67%	58%	65%	77%
Not closely (NET)	51%	42%	33%	42%	35%	23%

# OVER 7 IN 10 VOTERS THINK THE U.S. IS WINNING IN THE WAR WITH IRAN RIGHT NOW

In the war with Iran, is Iran or the U.S. winning right now?

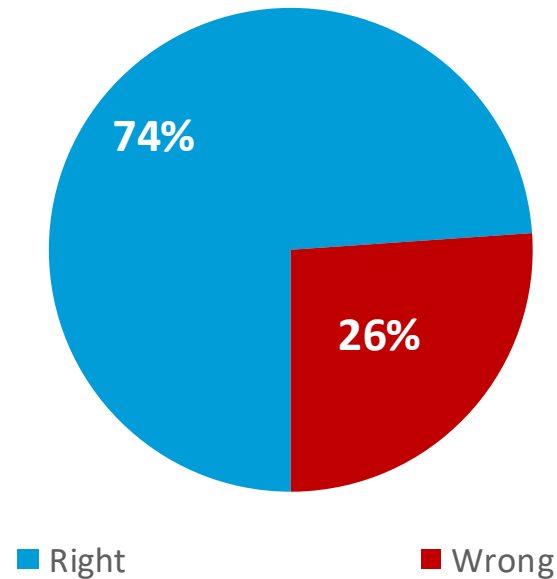


Column %	DEM	GOP	IND/OTH	Follow conflict closely
Iran	41%	16%	27%	30%
United States	59%	84%	73%	70%

Column %	18-24	25-34	35-44	45-54	55-64	65+
Iran	22%	20%	18%	24%	35%	42%
United States	78%	80%	82%	76%	65%	58%

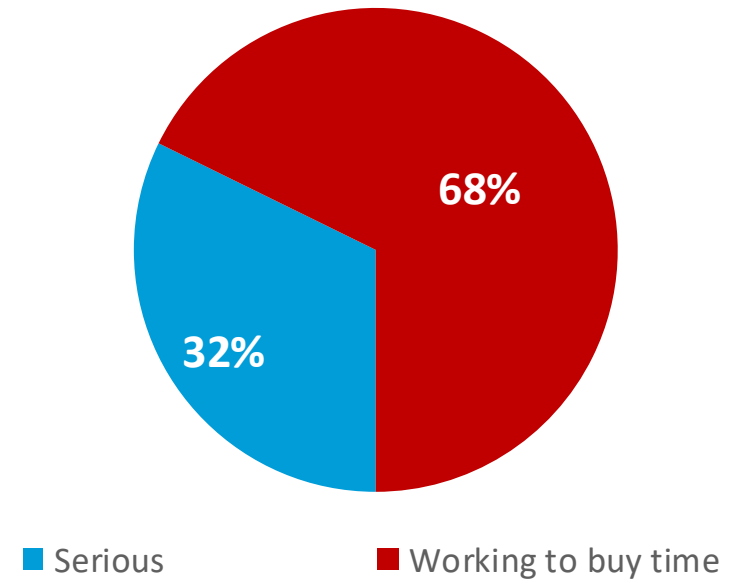
# 3 IN 4 FEEL TRUMP WAS RIGHT TO AGREE TO A CEASEFIRE, BUT OVER TWO-THIRDS SAY THE IRANIANS ARE BUYING TIME WITH THE NEGOTIATIONS RATHER THAN TAKING THEM SERIOUSLY

Do you think the president was right or wrong to agree to a cease fire?



Column %	DEM	GOP	IND/OTH	Follow conflict closely
Right	71%	82%	68%	77%
Wrong	29%	18%	32%	23%

Do you think that the Iranians are serious in their negotiations or are they just working to buy time?



Column %	DEM	GOP	IND/OTH	Follow conflict closely
Serious	40%	27%	30%	32%
Working to buy time	60%	73%	70%	68%

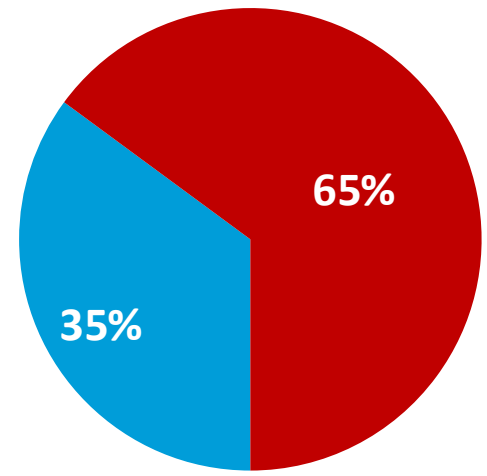
IRAN0412. Do you think the president was right or wrong to agree to a cease fire?

IRAN0501: Do you think that the Iranians are serious in their negotiations or are they just working to buy time?

# MOST THINK A PERMANENT END TO IRAN'S NUCLEAR PROGRAM MUST BE A NON-NEGOTIABLE PEACE TERM, AND THAT A TEMPORRARY PAUSE IN IRAN'S NUCLEAR PROGRAM IS INSUFFICIENT

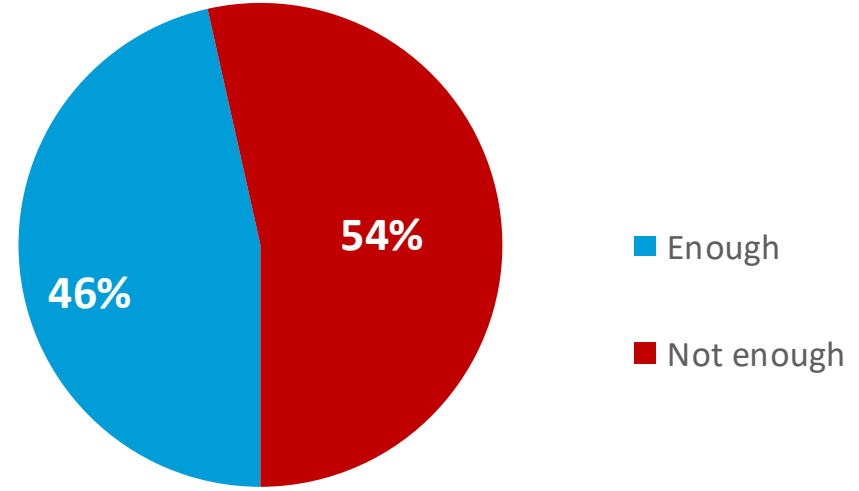
Do you think the US should agree to any settlement that does not involve Iran ending their nuclear program on a permanent basis or make ending the nuclear program a non-negotiable condition for peace?

- Should agree to any settlement that does not involve Iran ending their nuclear program on a permanent basis
- Make ending the nuclear program a non-negotiable condition for peace



Column %	DEM	GOP	IND/OTH	Follow conflict closely
Should agree to any settlement that does not involve Iran ending their nuclear program on a permanent basis	45%	27%	35%	35%
Make ending the nuclear program a non-negotiable condition for peace	55%	73%	65%	65%

Is some time period during which Iran pauses activity and the future of its nuclear program is being negotiated enough or not enough to warrant a preliminary settlement?

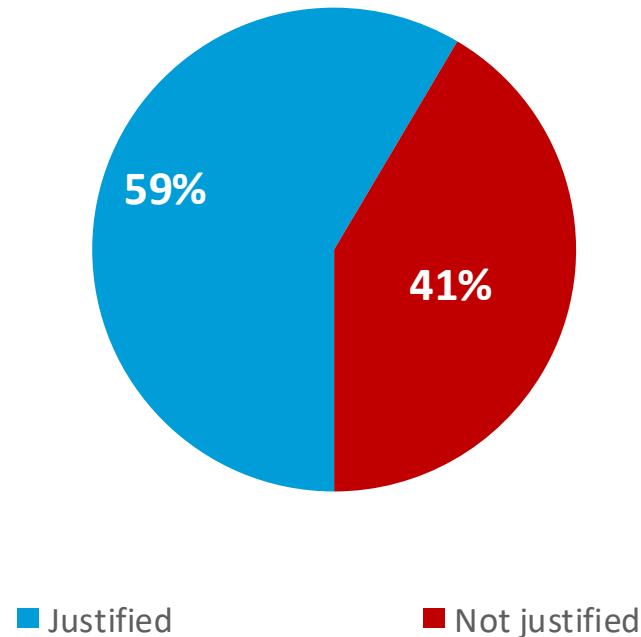


Column %	DEM	GOP	IND/OTH	Follow conflict closely
Enough	52%	44%	44%	48%
Not enough	48%	56%	56%	52%

IRAN0502: Do you think the US should agree to any settlement that does not involve Iran ending their nuclear program on a permanent basis or make ending the nuclear program a non-negotiable condition for peace?  
 IRAN0502X: Is some time period during which Iran pauses activity and the future of its nuclear program is being negotiated enough or not enough to warrant a preliminary settlement?

# MOST SAY FURTHER STRIKES ON IRAN ARE JUSTIFIED IF IRAN FAILS TO NEGOTIATE AN END TO ITS NUCLEAR PROGRAM, BUT REACTIONS ARE SPLIT BY PARTY

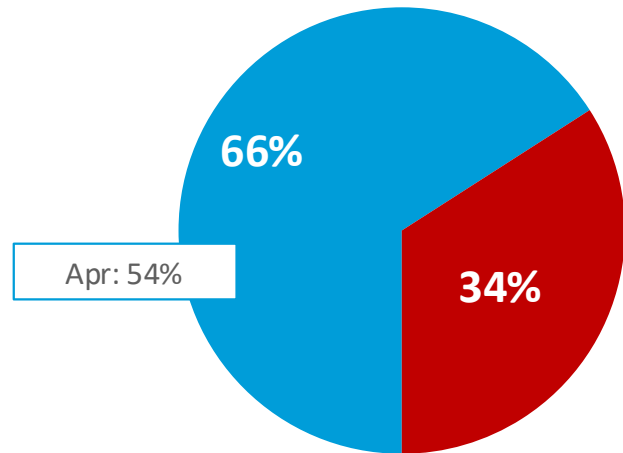
If the Iranians fail to negotiate an end to their nuclear program, would the president be justified or not justified in another round of strikes to get them to negotiate more seriously?



Column %	DEM	GOP	IND/OTH	Follow conflict closely
Justified	42%	80%	51%	62%
Not justified	58%	20%	49%	38%

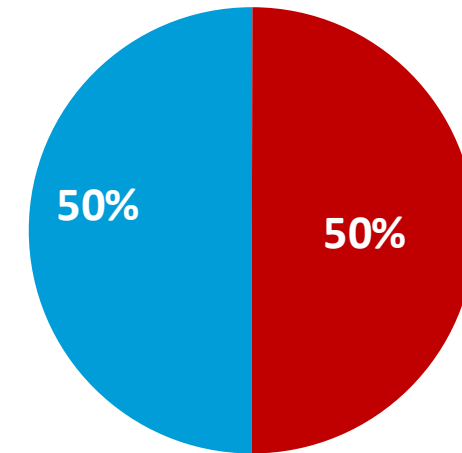
# 2 IN 3 SAY THE U.S. HAS THE UPPER HAND IN NEGOTIATIONS, UP FROM APRIL, BUT ARE SPLIT ON WHO CONTROLS THE STRAIT OF HORMUZ

Do you think Iran or the US has the upper hand in the negotiations or not?



■ US Has the upper hand  
 ■ US Does not have the upper hand

Does Iran or the U.S. control the strait of Hormuz?



■ Iran ■ United States

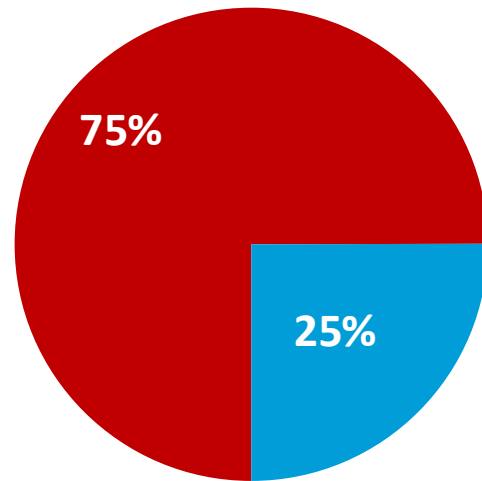
Column %	DEM	GOP	IND/OTH	Follow conflict closely
US Has the upper hand	50%	84%	62%	66%
US Does not have the upper hand	50%	16%	38%	34%

Column %	DEM	GOP	IND/OTH	Follow conflict closely
Iran	63%	39%	49%	54%
United States	37%	61%	51%	46%

IRAN0418: Do you think Iran or the US has the upper hand in the negotiations or not?  
 IRAN0504: Does Iran or the U.S. control the strait of Hormuz?

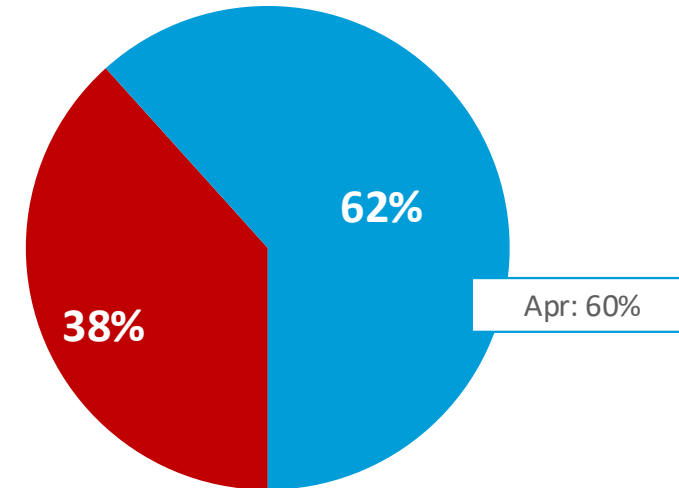
# 3 IN 4 VOTERS SAY INTERNATIONAL FREE USE OF THE STRAIT OF HORMUZ IS REQUIRED FOR PEACE, AND 62% BELIEVE IRAN WILL NOT GIVE UP ITS NUCLEAR PROGRAM

Is international free use of the Strait of Hormuz a non-negotiable condition for peace or should the U.S. let Iran control the Strait?



■ Non-negotiable condition for peace  
■ Should let Iran control the Strait

If the president remains strong against Iran do you think Iran will give up their nuclear program or not give it up?



■ Give up      ■ Not give up

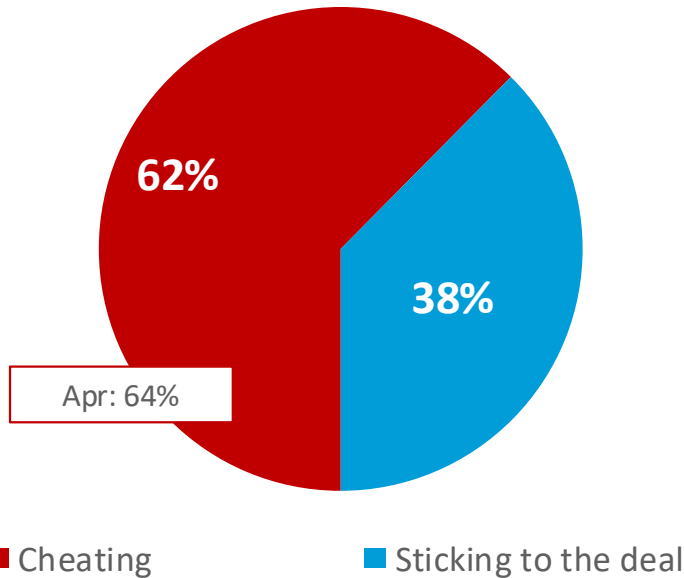
Column %	DEM	GOP	IND/OTH	Follow conflict closely
Non-negotiable condition for peace	68%	85%	71%	78%
Should let Iran control the Strait	32%	15%	29%	22%

Column %	DEM	GOP	IND/OTH	Follow conflict closely
Give up	28%	51%	34%	41%
Not give up	72%	49%	66%	59%

IRAN0505: Is international free use of the Strait of Hormuz a non-negotiable condition for peace or should the U.S. let Iran control the Strait?  
IRAN0415: If the president remains strong against Iran do you think Iran will give up their nuclear program or not give it up?

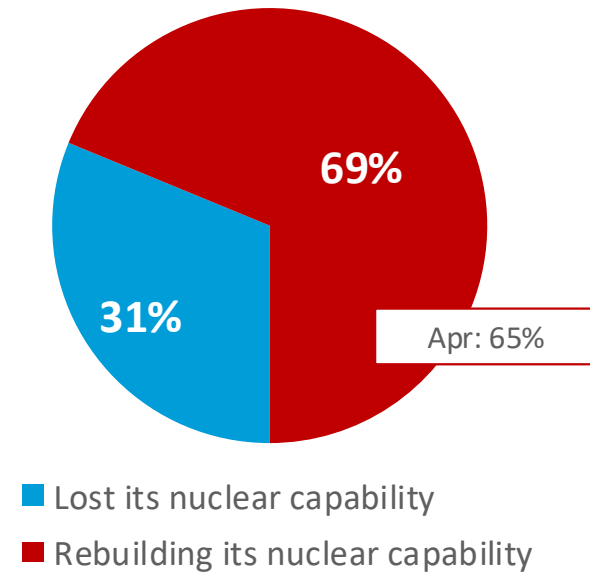
# A MAJORITY BELIEVE IRAN WAS CHEATING ON ITS NUCLEAR DEAL, AND BELIEVE IRAN IS REBUILDING ITS NUCLEAR CAPABILITY

Do you think Iran was cheating on its nuclear deal and undertaking banned activities or was it sticking to its deal?



Column %	DEM	GOP	IND/OTH	Follow conflict closely
Cheating	45%	80%	62%	63%
Sticking to the deal	55%	20%	38%	37%

Do you think Iran has lost its nuclear capability after U.S. airstrikes on the country last year or is it rebuilding its nuclear capability?

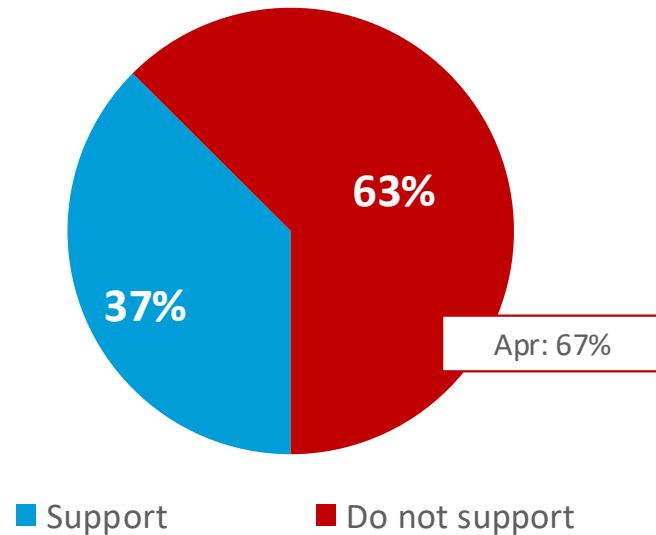


Column %	DEM	GOP	IND/OTH	Follow conflict closely
Lost its nuclear capability	31%	32%	31%	29%
Rebuilding its nuclear capability	69%	68%	69%	71%

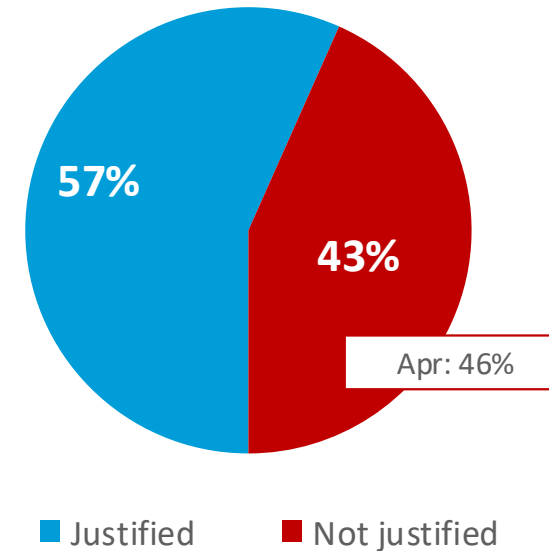
IRAN0305: Do you think Iran was cheating on its nuclear deal and undertaking banned activities or was it sticking to its deal?  
 IRAN0309: Do you think Iran has lost its nuclear capability after U.S. airstrikes on the country last year or is it rebuilding its nuclear capability?

# MOST BELIEVE IRANIANS DO NOT SUPPORT THE CURRENT REGIME, AND THAT STRIKES ON IRAN ARE JUSTIFIED

Do you think the Iranian people support the Iranian regime run by the Ayatollahs or do they not support that regime?



Do you think that the U.S. military airstrikes on Iran are justified or not justified?



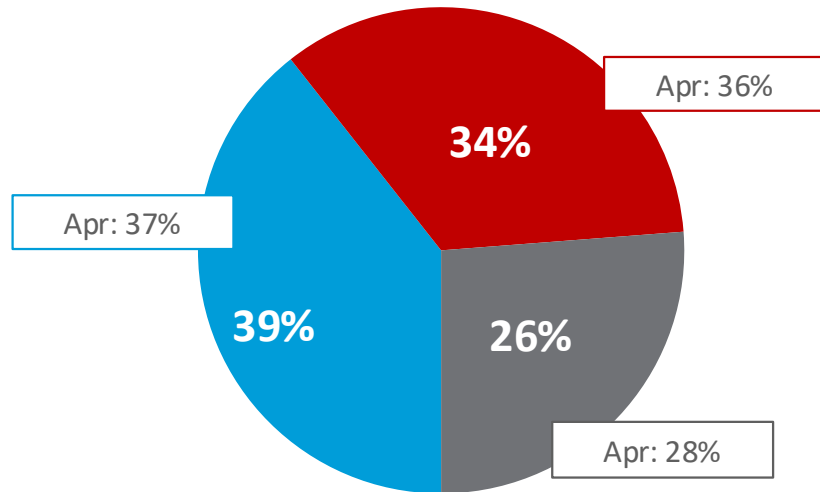
Column %	DEM	GOP	IND/OTH	Follow conflict closely
Support	42%	33%	38%	38%
Do not support	58%	67%	62%	62%

Column %	DEM	GOP	IND/OTH	Follow conflict closely
Justified	36%	80%	52%	60%
Not justified	64%	20%	48%	40%

IRAN0308: Do you think the Iranian people support the Iranian regime run by the Ayatollahs or do they not support that regime?  
 IRAN0312: Do you think that the U.S. military airstrikes on Iran are justified or not justified?

# VOTERS ARE MORE LIKELY TO FAVOR DEMOCRATS OVER REPUBLICANS IN RESPONSE TO TRUMP'S IRAN ACTIONS

In general, do you think what the President is doing in Iran makes you...?

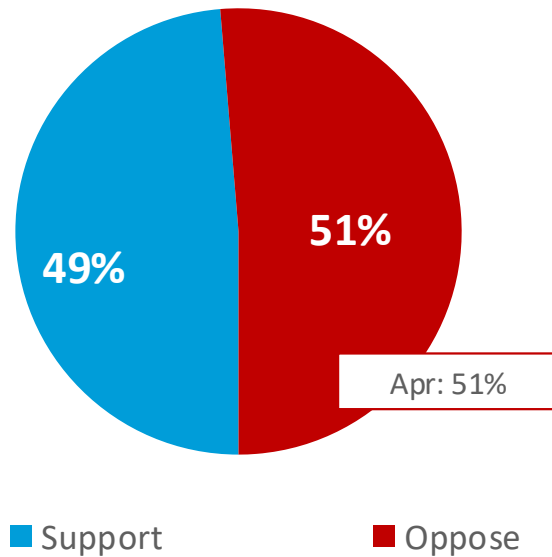


- More likely to vote Democrat in the upcoming midterm elections
- More likely to vote Republican in the upcoming midterm elections
- Does not have an effect

Column %	DEM	GOP	IND/OTH	Follow conflict closely
More likely to vote Democrat	75%	10%	35%	42%
More likely to vote Republican	10%	67%	24%	38%
Does not have an effect	16%	22%	41%	20%

# AMERICANS ARE DIVIDED ON TRUMP'S HANDLING OF THE IRAN CONFLICT, WITH OPINION SPLIT LARGELY ALONG PARTISAN LINES

Do you support or oppose Donald Trump's handling of the Iran conflict so far?



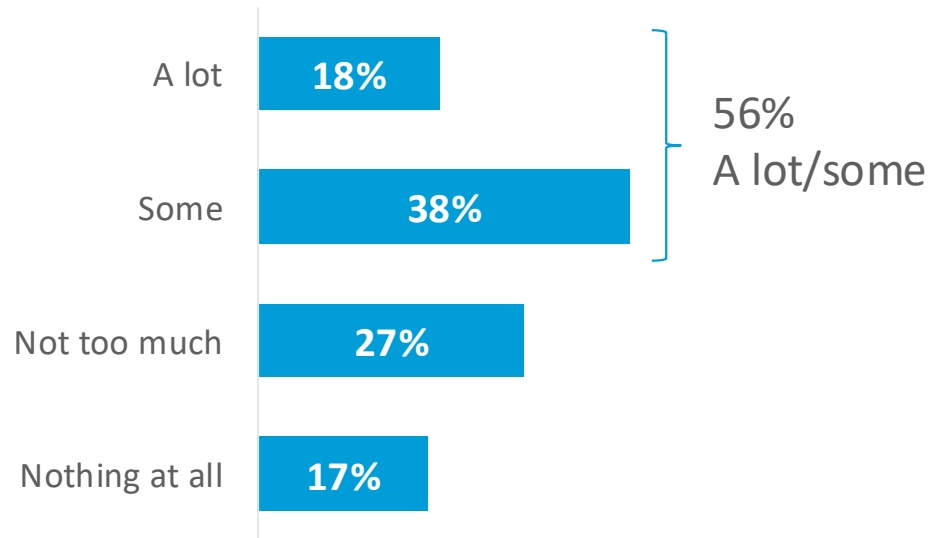
Column %	DEM	GOP	IND/OTH	Follow conflict closely
Support	19%	82%	43%	53%
Oppose	81%	18%	57%	47%

Column %	18-24	25-34	35-44	45-54	55-64	65+
Support	41%	47%	57%	45%	50%	47%
Oppose	59%	53%	43%	55%	50%	53%

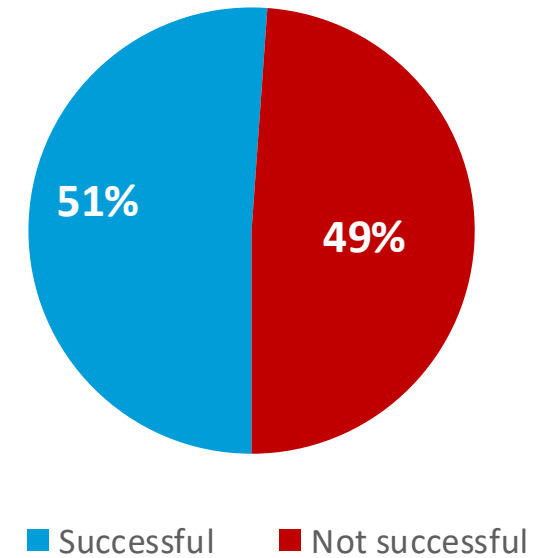
**CHINA**

# OVER HALF OF VOTERS FOLLOWED NEWS ON TRUMP'S VISIT TO CHINA, AND ARE DIVIDED OVER WHETHER IT WAS A SUCCESS

How much have you seen, read, or heard about President Trump's recent trip to China?



Do you think President Trump's trip to China was...



■ Successful ■ Not successful

Column %	DEM	GOP	IND/OTH
A lot / Some	55%	62%	50%
Not too much / Nothing at all	45%	38%	50%

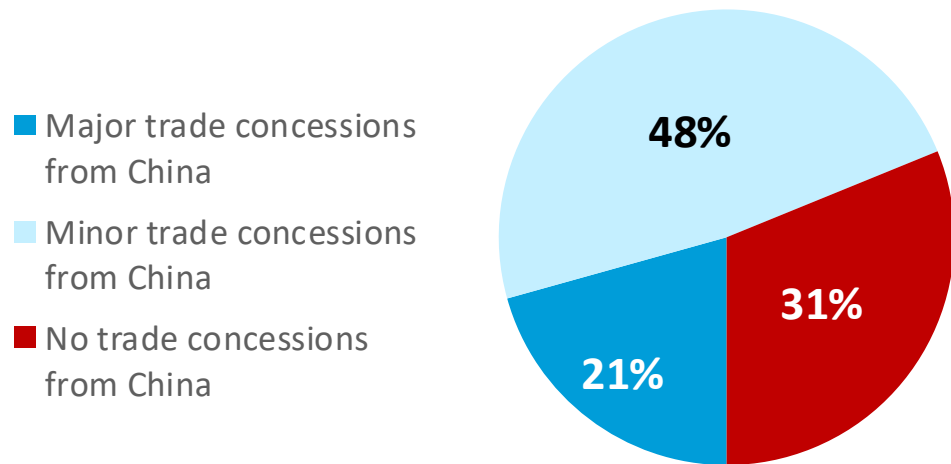
Column %	DEM	GOP	IND/OTH	Familiar with China dealings
Successful	29%	77%	45%	56%
Not successful	71%	23%	55%	44%

CHINA1: How much have you seen, read, or heard about President Trump's recent trip to China?

CHINA2: Do you think President Trump's trip to China was...

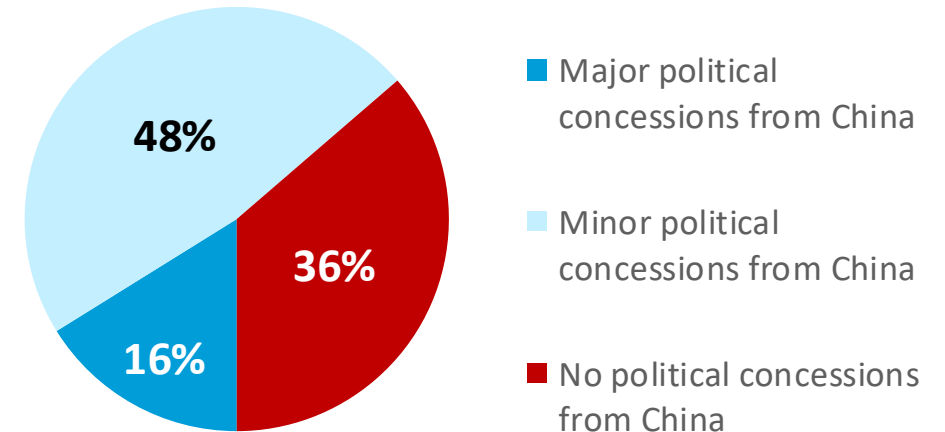
# MAJORITIES SAY CHINA MADE MINOR TRADE AND POLITICAL CONCESSIONS TO THE U.S., BUT FEW SEE THEM AS MEANINGFUL

Do you think the United States received...  
[Trade Concessions]



Column %	DEM	GOP	IND/OTH	Familiar with China dealings
Major trade concessions	15%	29%	17%	24%
Minor trade concessions	42%	53%	50%	49%
No trade concessions	43%	19%	33%	27%

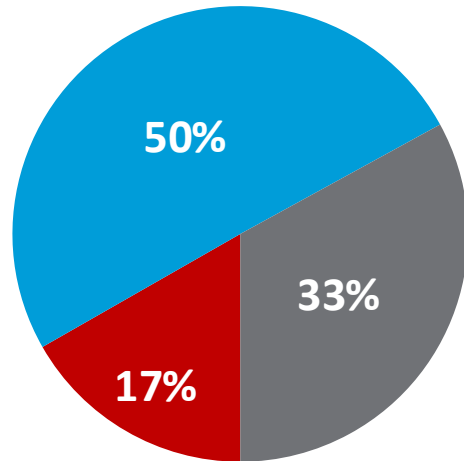
Do you think the United States received...  
[Political Concessions]



Column %	DEM	GOP	IND/OTH	Familiar with China dealings
Major political concessions	14%	22%	12%	18%
Minor political concessions	36%	55%	52%	47%
No political concessions	50%	24%	36%	34%

CHINA3: Do you think the United States received...  
CHINA3A: Do you think the United States received...

Do you think that President Trump is...



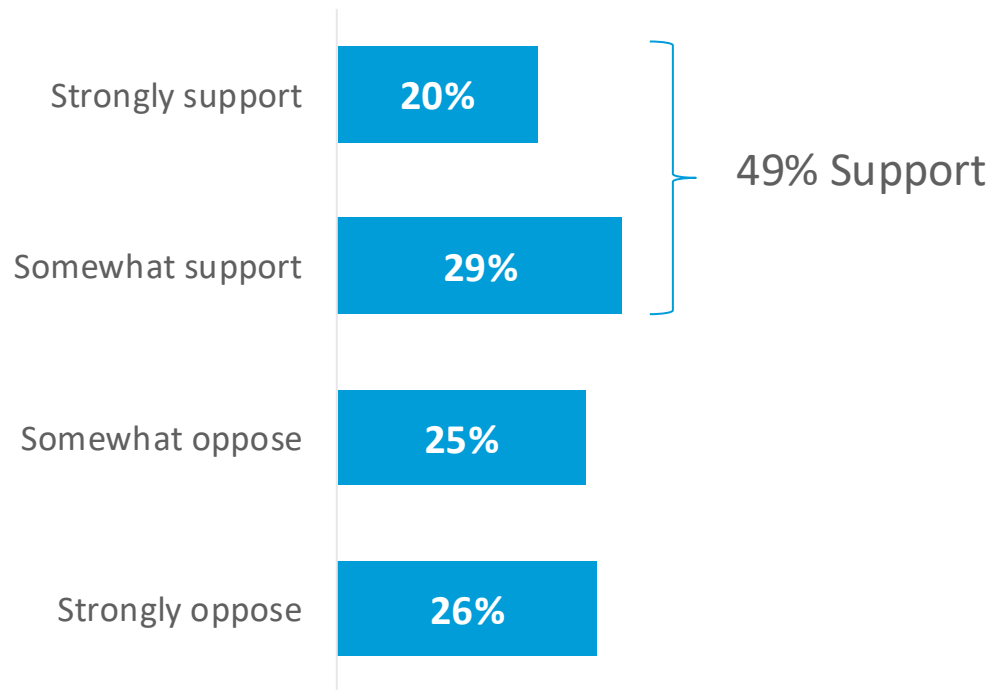
- Too tough on China
- About right on China
- Not tough enough on China

Column %	DEM	GOP	IND/OTH	Familiar with China dealings
Too tough on China	22%	12%	16%	15%
About right on China	41%	61%	48%	53%
Not tough enough on China	37%	26%	36%	32%

**CUBA**

# VOTERS ARE SPLIT ON TRUMP'S LATIN AMERICA POLICIES, WITH STRONG GOP SUPPORT OFFSET BY DEM AND INDY OPPOSITION

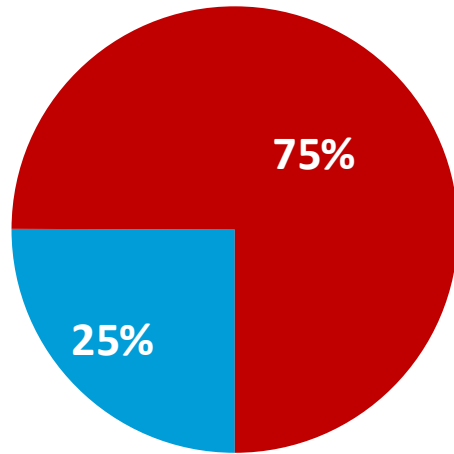
Do you generally support or oppose the Trump administration's policies towards Latin America?



Column %	DEM	GOP	IND/OTH
Support (NET)	23%	79%	42%
Oppose (NET)	77%	21%	58%

# 3 IN 4 SAY CUBA IS GOVERNED BY A DICTATORSHIP, AND 2 IN 3 SAY THE CUBAN PEOPLE DO NOT SUPPORT THE GOVERNMENT

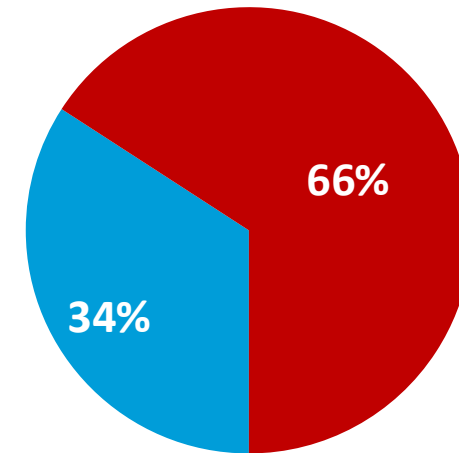
Do you think the government in Cuba is a democracy or a dictatorship?



■ Democracy ■ Dictatorship

Column %	DEM	GOP	IND/OTH
Democracy	31%	19%	25%
Dictatorship	69%	81%	75%

Do you think the communist government in Cuba is supported by the people of Cuba or not?



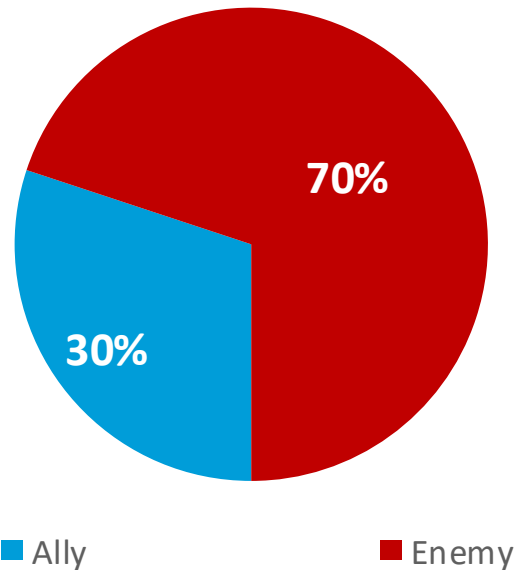
■ Supported ■ Not supported

Column %	DEM	GOP	IND/OTH
Supported	40%	28%	34%
Not supported	60%	72%	66%

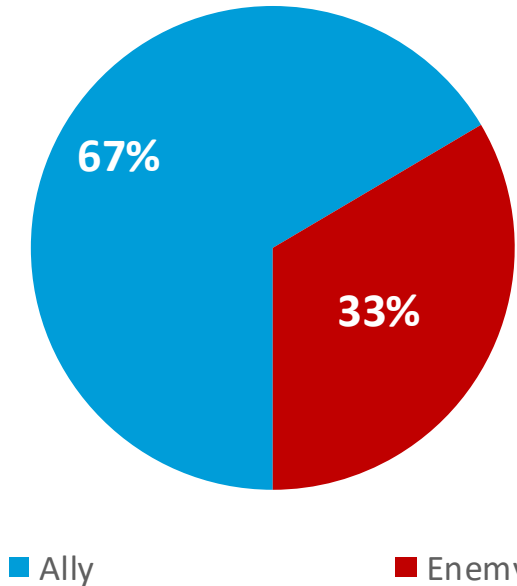
Q5C: Do you think the communist government in Cuba is a democracy or a dictatorship?  
 Q5D: Do you think the communist government in Cuba is supported by the people of Cuba or not?

# THERE IS STRONG BIPARTISAN AGREEMENT THAT COMMUNIST CUBA IS AN ENEMY OF THE U.S. AND AN ALLY OF CHINA AND RUSSIA

Do you think the communist government in Cuba is an ally or an enemy of the United States?



Do you think the communist government in Cuba is an ally or an enemy of China and Russia?



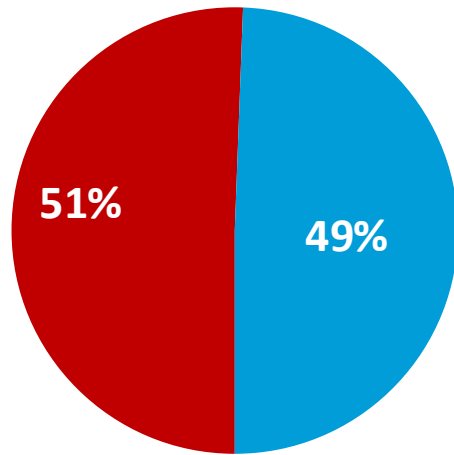
Column %	DEM	GOP	IND/OTH
Ally	38%	24%	30%
Enemy	62%	76%	70%

Column %	DEM	GOP	IND/OTH
Ally	63%	69%	67%
Enemy	37%	31%	33%

Q6C: Do you think the communist government in Cuba is an ally or an enemy of the United States?  
 Q7C: Do you think the communist government in Cuba is an ally or an enemy of China and Russia?

# WHILE THERE IS AGREEMENT THAT CUBA SUPPORTS CRIMINAL CARTELS AND ILLICIT ACTIVITIES, VOTERS ARE SPLIT ON WHETHER CUBA POSES A NATIONAL SECURITY THREAT

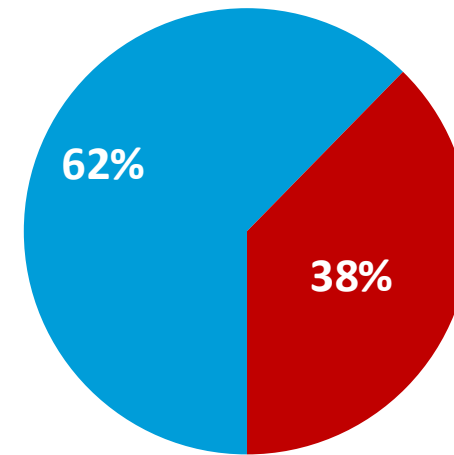
Do you think the communist government in Cuba is a national security threat for the United States or not?



■ Threat      ■ Not a threat

Column %	DEM	GOP	IND/OTH
Threat	41%	63%	47%
Not a threat	59%	37%	53%

Do you think the communist government in Cuba supports criminal cartels and illicit activities or not?



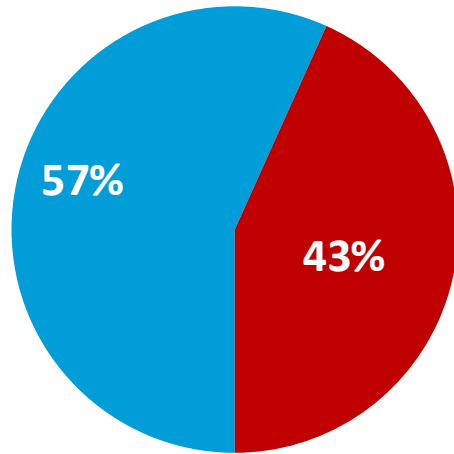
■ Supports      ■ Does not support

Column %	DEM	GOP	IND/OTH
Supports	53%	76%	57%
Does not support	47%	24%	43%

Q7D: Do you think the communist government in Cuba is a national security threat for the United States or not?  
 Q8C: Do you think the communist government in Cuba supports criminal cartels and illicit activities or not?

# A SMALL MAJORITY OF VOTERS FAVOR POLICIES TARGETING REGIME CHANGE IN CUBA, BUT ARE DIVIDED ON MILITARY INTERVENTION

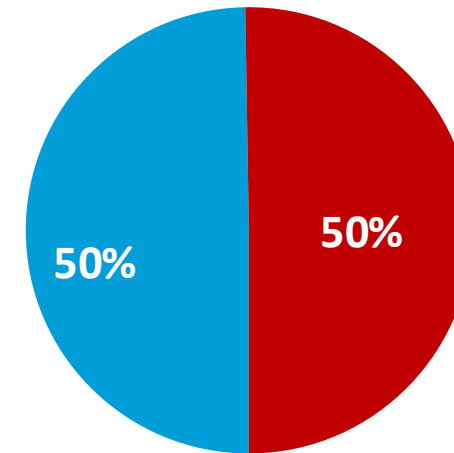
Do you support or oppose the Trump administration adopting a policy of regime change towards the Cuban regime?



■ Supports ■ Oppose

Column %	DEM	GOP	IND/OTH
Supports	38%	78%	53%
Oppose	62%	22%	47%

Do you support or oppose U.S. military intervention to push for regime change in Cuba?



■ Support ■ Oppose

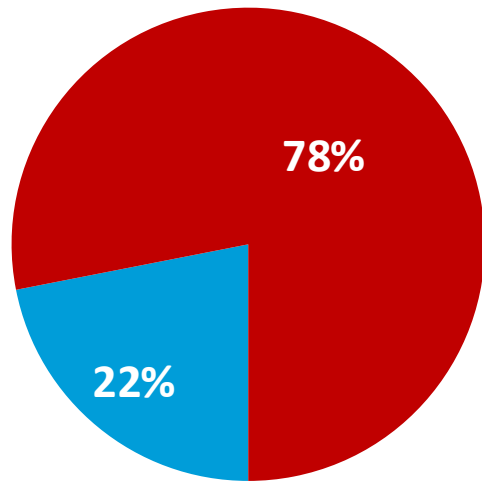
Column %	DEM	GOP	IND/OTH
Support	35%	67%	46%
Oppose	65%	33%	54%

Q10C: Do you support or oppose the Trump administration adopting a policy of regime change towards the Cuban regime?

Q10D: Do you support or oppose U.S. military intervention to push for regime change in Cuba?

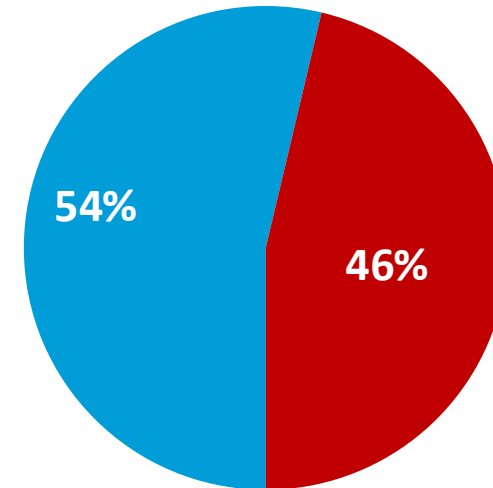
# ALMOST 4 IN 5 WOULD NOT INVEST IN TODAY'S CUBA, BUT THIS SHIFTS TO A MAJORITY BEING PREPARED TO INVEST IN A DEMOCRATIC, FREE-MARKET CUBA

Would you invest in Cuba today or not?



■ Invest ■ Not invest

Would you invest in Cuba if it was a democracy and free market economy?



■ Invest ■ Not invest

Column %	DEM	GOP	IND/OTH
Invest	23%	21%	22%
Not invest	77%	79%	78%

Column %	DEM	GOP	IND/OTH
Invest	53%	53%	55%
Not invest	47%	47%	45%

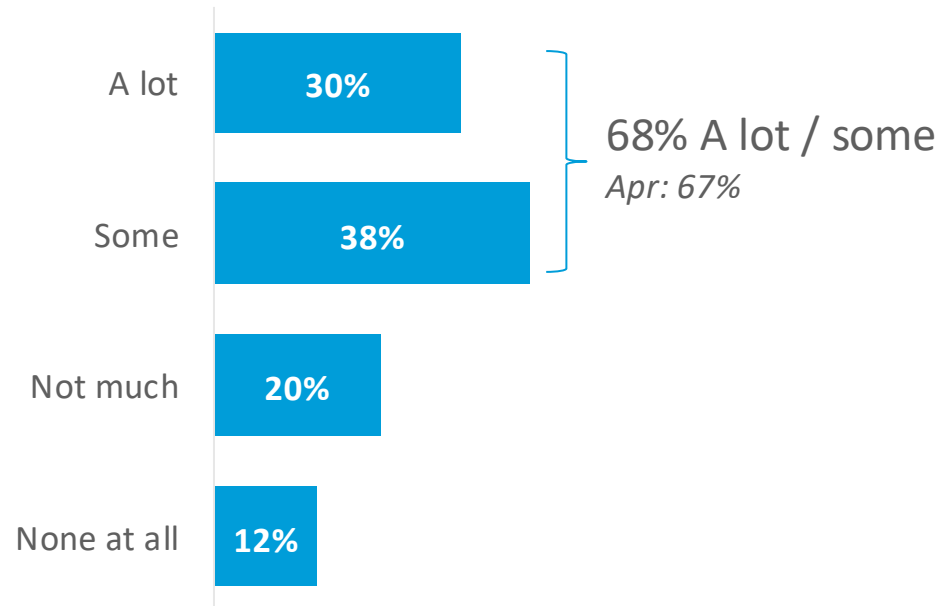
Q9C: Would you invest in Cuba today or not?

Q11C: Would you invest in Cuba if it was a democracy and free market economy?

# 2028 PRESIDENTIAL PRIMARIES

# TWO-THIRDS SAY THEY HAVE GIVEN THOUGHT TO THE UPCOMING 2028 PRESIDENTIAL ELECTION

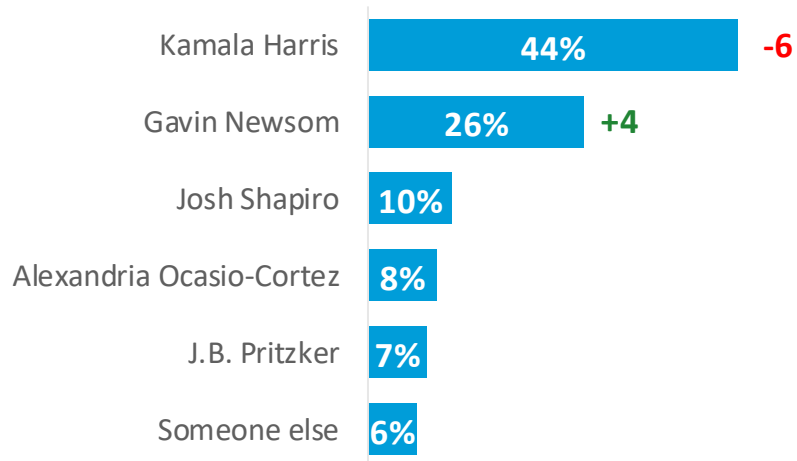
How much thought have you given to the 2028 presidential election, if any?



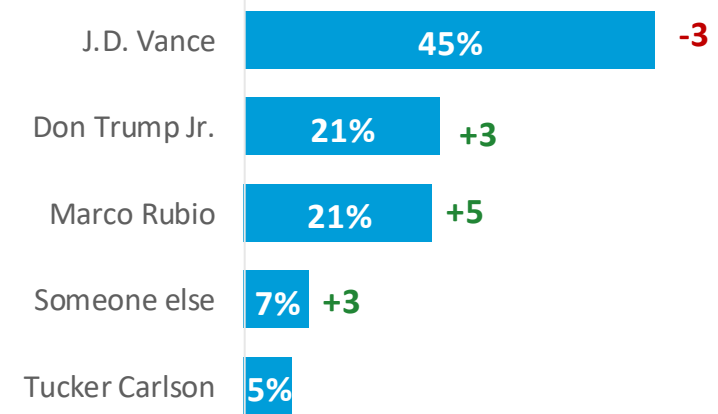
Column %	DEM	GOP	IND/OTH
A lot	40%	31%	18%
Some	36%	40%	38%
Not much	17%	21%	22%
None at all	7%	8%	23%

# HARRIS AND VANCE ARE LOSING GROUND LEAD BUT ARE STILL STRONGLY FAVORED AMONG THEIR RESPECTIVE PARTY BASES

Who would you favor to be the next Democratic candidate for president:  
Among Democrats



Who do you favor to be the next Republican candidate for president:  
Among Republicans



Note: Ron DeSantis was removed in May

Column %	White	Black or AA	Hispanic	Asian
Kamala Harris	37%	59%	52%	45%
Gavin Newsom	25%	23%	28%	25%
Josh Shapiro	12%	6%	6%	13%
Alexandria Ocasio-Cortez	10%	5%	8%	0%
J.B. Pritzker	8%	5%	2%	17%
Someone else	8%	2%	3%	0%

Column %	HS or less	Some college or training but no 4-year degree	College graduate	Completed graduate school
J.D. Vance	47%	50%	44%	34%
Don Trump Jr.	26%	15%	17%	34%
Marco Rubio	12%	24%	27%	20%
Someone else	6%	7%	9%	7%
Tucker Carlson	8%	4%	3%	5%

PF7: Who would you favor to be the next Democratic candidate for president:

PF8: Who do you favor to be the next Republican candidate for president: