



# SYSTEM WARNINGS

## E110-E129 SENSOR NOT CONNECTED

- Restart the system by turning the machine off and then on again.
- If the error persists, check the cable between sensor and receiver.

## E201 NO GPS FIX

- Check antenna cable.

## E202 NO GPS FIX (FLOAT)

- The system is calculating GPS position. Wait until it changes.
- If the error persists, the GPS conditions might be bad.
- The Job-type “Without GPS” can be used instead.

## E203 NO GPS FIX (SBAS)

- Check internet connection, mobile antenna, SIM card, and NTRIP subscription.

## E204 NO HEADING


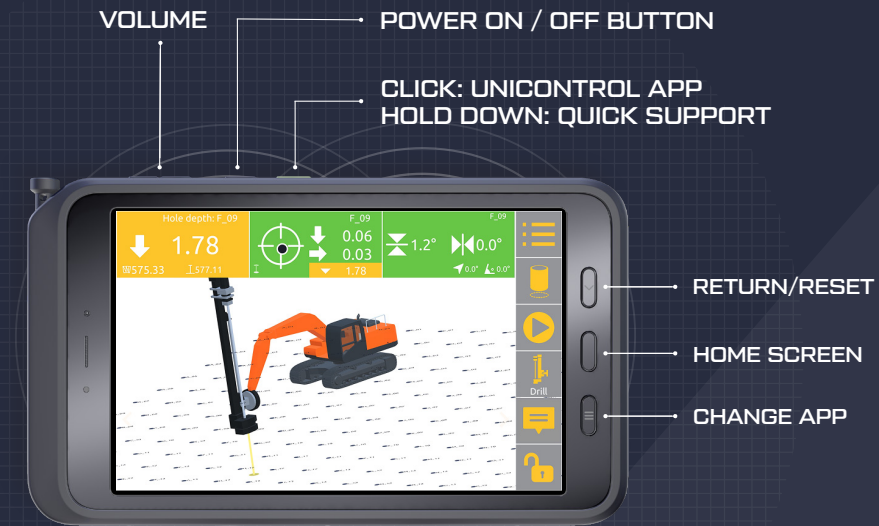
- Check cable between secondary controlbox and the GPS antenna.
- If the error persists, the GPS conditions might be bad, try moving the machine to another area.

## E306 DEPTH SENSOR IS NOT CONNECTED

- Check the depth sensor cable to make sure it is connected to the system

## E321 FEED EXTENDER NOT CONNECTED

- Check the feed extender cable to make sure it is connected to the system



# NAVIGATION

## PRESS

## HOLD

Job Type Menu



Project Menu

Create Hole Offset



Drill Settings

Start / Stop Drilling



Change Attachment



Attachment Menu

Quick Comment



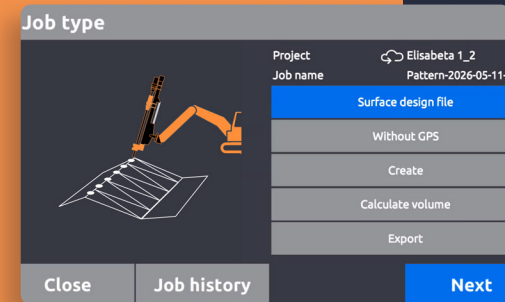
Extra hole- & As-built settings

Lock to Point / Line

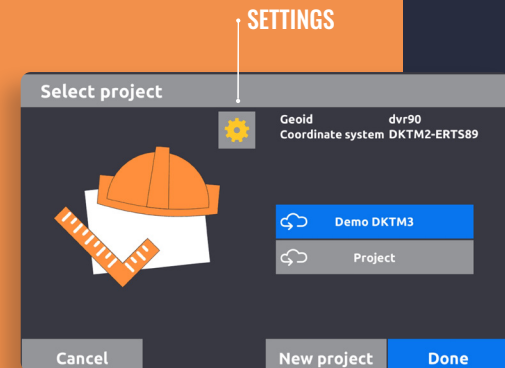


Delete Point / Line

# MENUS



ACCESS JOB HISTORY



CREATE NEW PROJECT

## JOB TYPE MENU

From the jobtype menu, you can select between five different jobs, access your job history, and load background files.

## PROJECT MENU

From the project menu, you can select between projects, create new projects and access the settings menu.

