

# Metric Series

# Sizes 15MM and 22MM



AquaLock Metric Series products are available in sizes 15mm and 22mm. AquaLock offers push-to-connect fittings, valves, modular manifolds and tubing in this world class product offering. AquaLock's Metric Series line is manufactured in several high performance materials that are FDA approved and NSF-61 certified for contact with drinking water.

**FITTING PERFORMANCE RATING:**  
 Operating Pressure: Vacuum to 250psi  
 Max Temperature: 140°F @ 100psi / 75°F @ 250psi



AquaLock connectors utilize a swivel nut with NPS straight threads and a cone seal. This allows the installer to thread onto NPT, NPS, BSP and most 1/2" male threads without tools or thread sealant. Simply thread on, hand tight, for a zero-leak seal.

Cone Seal



Reducing Tees can be developed by simply snap fitting a Reducing Stem Connector into a Union Tee.

Model	Description
<b>Metric PEX</b>	
001550B	PEX Tubing 15MM Blue 50' Coil Box
50241	PEX Tubing 15MM Blue 250' Coil
001550R	PEX Tubing 15MM Red 50' Coil Box
50237	PEX Tubing 15MM Red 250' Coil
001550W	PEX Tubing 15MM White 50' Coil Box
CST50241G	PEX Tubing 15MM Green 250' Coil
50251	PEX Tubing 22MM Blue 50' Coil
50247	PEX Tubing 22MM Red 50' Coil
50243	PEX Tubing 22MM White 50' Coil



AquaLock tubing is produced from a high performance, polyethylene material. AquaLock Tubing is formulated and manufactured in 15MM and 22MM sizes. AquaLock Tubing is NSF listed, FDA recognized and available in multiple colors for ease of water line identification.



15MM 50' coils are packaged in a dispensing box.

**TUBING PERFORMANCE RATING:**  
 Operating Pressure: Vacuum to 160psi  
 Max Temperature: 180°F @ 100psi  
 72°F @ 160psi

## POLY TUBING

## LEAD FREE\*



MODEL	TUBE SIZE	COIL SIZE
PE1004N-100	1/4" O.D.	100' COIL

## CUTTER



MODEL
1158-1522

## REPLACEMENT BLADE





MODEL
1161-1522

\*The wetted surface of this product contacted by consumable water contains less than 0.25% of lead by weight.

# Sizes 15MM and 22MM


# Metric Series

UNION TEE		LEAD FREE*	
	MODEL	TUBE SIZE	PACKAGE
	1123-1515CP	15MM	CONTRACTOR PACK
	1123-1515	15MM	SINGLE
	1623-2222CP	22MM	CONTRACTOR PACK


REDUCING TEE		LEAD FREE*	
	MODEL	TUBE SIZE	PACKAGE
	1624-221515CP	22MM	15MM CONTRACTOR PACK
	1624-222215CP	22MM	15MM CONTRACTOR PACK


FEMALE SWIVEL TEE

LEAD FREE\*




MODEL	TUBE SIZE	THREAD SIZE	PACKAGE
1125-0815CP	15MM	1/2" NPS	CONTRACTOR PACK
1125-0815	15MM	1/2" NPS	SINGLE

STACKABLE TEE		LEAD FREE*	
	PART NO.	TUBE SIZE	PACKAGE
	1133-1515CP	15MM	CONTRACTOR PACK
	1133-1515	15MM	SINGLE
	1133-2222CP	22MM	CONTRACTOR PACK


UNION ELBOW		LEAD FREE*	
	MODEL	TUBE SIZE	PACKAGE
	1117-1515CP	15MM	CONTRACTOR PACK
	1117-1515	15MM	SINGLE
	1617-2222CP	22MM	CONTRACTOR PACK

FEMALE SWIVEL ELBOW

LEAD FREE\*




MODEL	TUBE SIZE	THREAD SIZE	PACKAGE
1120-0815CP	15MM	1/2" NPS	CONTRACTOR PACK
1120-0815	15MM	1/2" NPS	SINGLE
1120-1215CP	15MM	3/4" NPS	CONTRACTOR PACK

STACKABLE ELBOW		LEAD FREE*	
	MODEL	TUBE SIZE	PACKAGE
	1118-1515CP	15MM	CONTRACTOR PACK
	1118-1515	15MM	SINGLE
	1618-2222CP	22MM	CONTRACTOR PACK

</

REDUCING STEM


LEAD FREE\*




MODEL	TUBE SIZE	STEM SIZE	PACKAGE
1614-1522CP	15MM	22MM	CONTRACTOR PACK
1614-1522	15MM	22MM	SINGLE


FLANGE MOUNT ELBOW

LEAD FREE\*



MODEL	TUBE SIZE	THREAD SIZE	PACKAGE
1168-0815CP	15MM	1/2" NPS	CONTRACTOR PACK
1168-0815	15MM	1/2" NPS	SINGLE

UNION CONNECTOR		LEAD FREE*	
	MODEL	TUBE SIZE	PACKAGE
	1115-1515CP	15MM	CONTRACTOR PACK
	1115-1515	15MM	SINGLE
	1615-2222CP	22MM	CONTRACTOR PACK

REDUCING UNION		LEAD FREE*	
	MODEL	TUBE SIZE	PACKAGE
	1116-1015CP	1/2" CTS	15MM CONTRACTOR PACK
	1116-1015	1/2" CTS	15MM SINGLE

\*The wetted surface of this product contacted by consumable water contains less than 0.25% of lead by weight.

# Metric Series

Sizes 15MM and 22MM

## FEMALE SWIVEL **LEAD FREE\***



MODEL	TUBE SIZE	THREAD SIZE	PACKAGE
1110-0815CP	15MM	1/2" NPS	CONTRACTOR PACK
1110-0815	15MM	1/2" NPS	SINGLE
1110-1215CP	15MM	3/4" NPS	CONTRACTOR PACK
2609-1215CP	15MM	3/4" FGHT	CONTRACTOR PACK
1607-1222CP	22MM	3/4" NPS	CONTRACTOR PACK

## MALE ELBOW **LEAD FREE\***



MODEL	TUBE SIZE	THREAD SIZE	PACKAGE
1119-0815CP	15MM	1/2" NPT	CONTRACTOR PACK

## MALE CONNECTOR **LEAD FREE\***



MODEL	TUBE SIZE	THREAD SIZE	PACKAGE
2402-0815CP	15MM	1/2" NPT	CONTRACTOR PACK
2902-1222CP	22MM	3/4" NPT	CONTRACTOR PACK

## MALE CONNECTOR (BRASS) **LEAD FREE\***



MODEL	TUBE SIZE	THREAD SIZE	PACKAGE
1201-0815CP	15MM	1/2" NPT	CONTRACTOR PACK
1701-1222CP	22MM	3/4" NPT	CONTRACTOR PACK

## COMPRESSION CONNECTOR (BRASS) **LEAD FREE\***



MODEL	TUBE SIZE	NUT SIZE	PACKAGE
LF1212-0615	15MM	3/8"	CONTRACTOR PACK
LF1211-0615	15MM	NONE	CONTRACTOR PACK

## HOSE BARB CONNECTOR **LEAD FREE\***



MODEL	TUBE SIZE	BARB SIZE	PACKAGE
1413-0615CP	15MM	3/8" H.B.	CONTRACTOR PACK
2413-0815CP	15MM	1/2" H.B.	CONTRACTOR PACK
2413-0815	15MM	1/2" H.B.	SINGLE
2913-1222CP	22MM	3/4" H.B.	CONTRACTOR PACK

## MALE STEM (BRASS) **LEAD FREE\***



PART NO.	STEM SIZE	THREAD SIZE	PACKAGE
1229-0815CP	15MM	1/2" NPT	CONTRACTOR PACK

## ELBOW PUMP CONNECTOR **LEAD FREE\***



PART NO.	TUBE SIZE	PACKAGE
2476-15CP	15MM	CONTRACTOR PACK

## UNION PUMP CONNECTOR **LEAD FREE\***





MODEL	TUBE SIZE	PACKAGE
2475-15CP	15MM	CONTRACTOR PACK


\*The wetted surface of this product contacted by consumable water contains less than 0.25% of lead by weight.

## Sizes 15MM and 22MM

## Metric Series


END STOP		LEAD FREE*	
	MODEL	TUBE SIZE	PACKAGE
	1145-15CP	15MM	CONTRACTOR PACK
	1145-15	15MM	SINGLE
	1645-22CP	22MM	CONTRACTOR PACK

END PLUG		LEAD FREE*	
	MODEL	TUBE SIZE	PACKAGE
	1146-15CP	15MM	CONTRACTOR PACK
	1646-22CP	22MM	CONTRACTOR PACK

STOP VALVE		LEAD FREE*	
	MODEL	TUBE SIZE	PACKAGE
	2439-1515CP	15MM	CONTRACTOR PACK
	2439-1515	15MM	SINGLE
	2939-2222CP	22MM	CONTRACTOR PACK


REDUCING VALVE

LEAD FREE\*




MODEL	TUBE SIZE	TUBE SIZE	PACKAGE
2439-0415CP	15MM	1/4" O.D.	CONTRACTOR PACK
2439-0415CP	15MM	1/4" O.D.	SINGLE


STACKABLE VALVE





LEAD FREE\*

MODEL	STEM SIZE	TUBE SIZE	PACKAGE
2443-0415CP	15MM	1/4" O.D.	CONTRACTOR PACK
2440-1515CP	15MM	15MM	CONTRACTOR PACK

TEE VALVE		LEAD FREE*		
	MODEL	TUBE SIZE	TUBE SIZE	PACKAGE
	2444-0415CP	15MM	1/4" O.D.	CONTRACTOR PACK
	2444-0415	15MM	1/4" O.D.	SINGLE
	3550-1508CP	15MM	3/8" CTS	CONTRACTOR PACK
	3550-1508	15MM	3/8" CTS	SINGLE

UNION CHECK VALVE		LEAD FREE*	
	MODEL	TUBE SIZE	PACKAGE
	1140-15CP	15MM	CONTRACTOR PACK

	MALE STEM CHECK VALVE (BRASS)		LEAD FREE*	
	MODEL	STEM SIZE	THREAD SIZE	PACKAGE
	1235-0815CP	15MM	1/2" NPT	CONTRACTOR PACK

STEM CHECK VALVE (BRASS)			
	PART NO.	STEM SIZE	PACKAGE
	LF1237-15CP	15MM	CONTRACTOR PACK

\*The wetted surface of this product contacted by consumable water contains less than 0.25% of lead by weight.

# Metric Series

Sizes 15MM and 22MM

## PIPE CLIP



MODEL	TUBE SIZE	PACKAGE
2370-1557CP	15MM	CONTRACTOR PACK
2370-1557	15MM	SINGLE
2370-2257CP	22MM	CONTRACTOR PACK
2370-2257	22MM	SINGLE

## WASHING MACHINE HOSE KIT



MODEL	TUBE SIZE	THREAD SIZE	PACKAGE
UWM-100-48CP	15MM	3/4" FGHT	CONTRACTOR PACK

## COLLET CLIP



MODEL	TUBE SIZE	PACKAGE
1147-15CP	15MM	CONTRACTOR PACK
1147-15	15MM	SINGLE
1147-22CP	22MM	CONTRACTOR PACK

## MINI UNION TEE (for Poly Tubing)

**LEAD FREE\***



PART NO.	TUBE SIZE	PACKAGE
1023-04	1/4" O.D.	SINGLE

## ELECTRIC STEM VALVE (BRASS)



MODEL	TUBE SIZE	VOLT	PACKAGE
12104-0415-12CP	15MM	12VDC	CONTRACTOR PACK
12104-0415-24CP	15MM	24VDC	CONTRACTOR PACK

VALVE IS PACKAGED WITH ONE 1/4" QUICK CONNECT FITTING

## COLLET COVER



MODEL	COLOR	TUBE SIZE	PACKAGE
2154-15CP	RED	15MM	CONTRACTOR PACK
2156-15CP	BLUE	15MM	CONTRACTOR PACK
2957-22CP	BLACK	22MM	CONTRACTOR PACK

## DECK SPRAYER & FITTINGS



MODEL	OUTLET STYLE	PACKAGE
41106CP	SPRAY HEAD	CONTRACTOR PACK
41107-0206CP	1/8" BARB ELBOW	CONTRACTOR PACK

(Thru Deck is packaged with one 1/4" Union Elbow as shown)

\*The wetted surface of this product contacted by consumable water contains less than 0.25% of lead by weight.



AquaLock Manifolds operate much like an electrical breaker box. The main water supply lines bring water into the manifold and individual distribution lines move water out to each fixture. All outlets have a built in valve which allows you the ability to stop the water flow to any single fixture without shutting down the entire water system.

The new AquaLock Manifold System utilizes an exclusive modular design. Manifold Sections can be purchased individually and simply snapped together to create the ideal configuration for each application. AquaLock also offers custom configured, pre-assembled manifolds.

## FEATURES

Performance ratings

100psi @ 180°F    6.8 bar @ 82°C  
250psi @ 75°F    17.25 bar @ 24°C

Complies with NSF and FDA standards

Available in custom configurations


Includes mounting brackets and labels

All Inlets are 1" CTS (use a Reducing Stem to create other inlet sizes)

**LEAD FREE\***


### Style A

2 AquaLock Inlets




### Style B

1 AquaLock Inlet



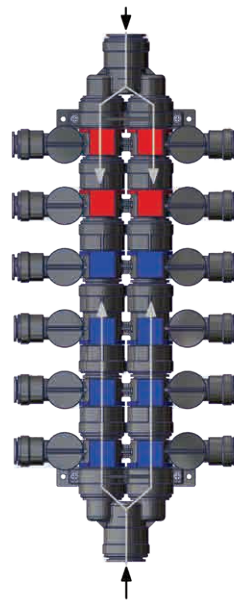
### Style E

2 AquaLock Inlets  
1 AquaLock Outlet




### Style G

2 AquaLock Inlets




### Style B

1 AquaLock Inlet  
Single Temperature  
Use (Hot or Cold)




### Style C

2 AquaLock Inlets  
Single Temperature  
Use (Hot or Cold)



### Style G

2 AquaLock Inlets  
Dual Temperature  
Use (Hot & Cold)



## Ordering Information

D = Dual Side  
S = Single Side    Inlet Port Style

11 D A-12 06

Total Number  
of Ports

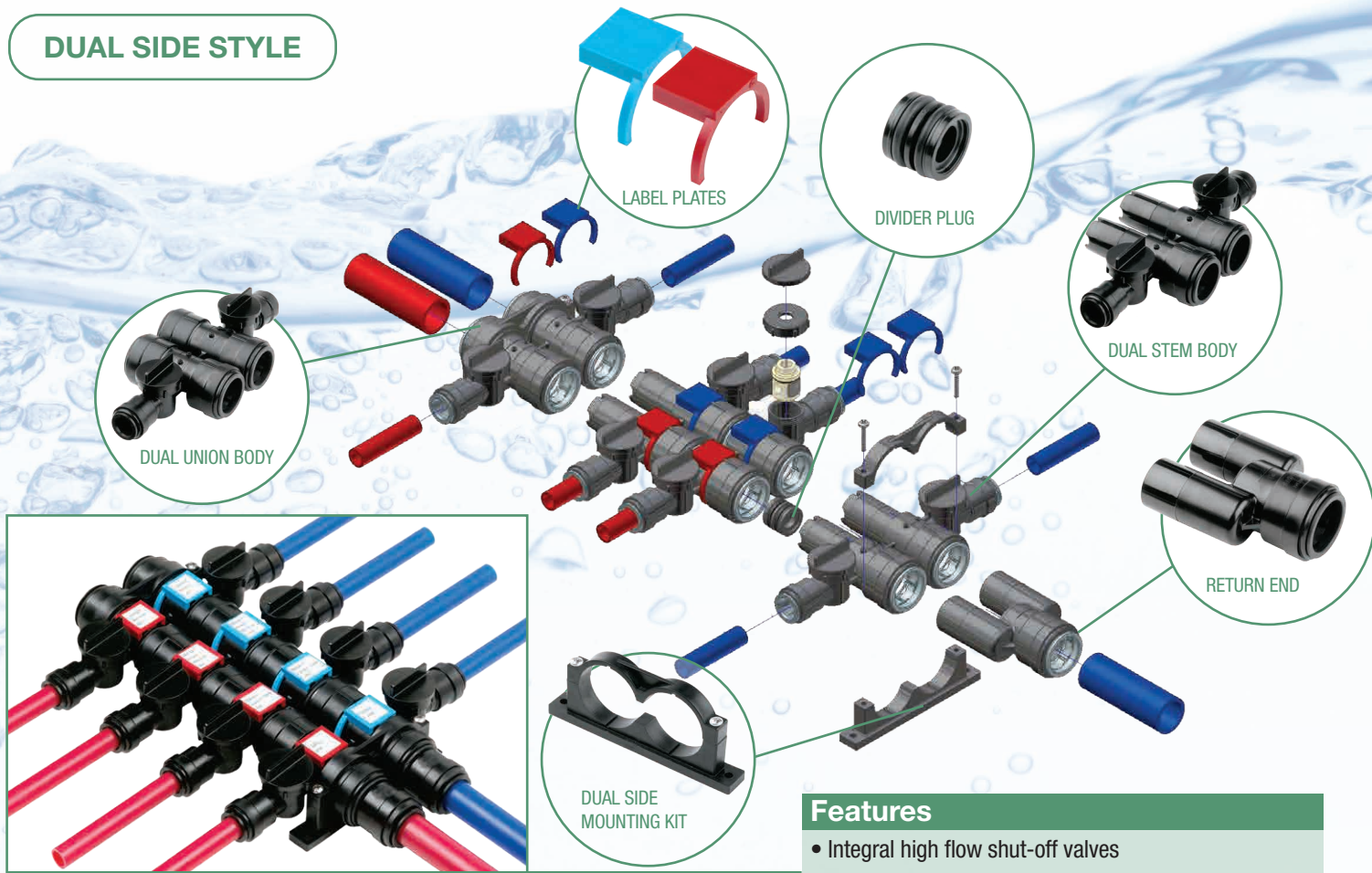
Total Number  
of Cold Ports

\*The wetted surface of this product contacted by consumable water contains less than 0.25% of lead by weight.


# Metric Series AquaLock Manifold

## Assembly Elements

### DUAL SIDE STYLE



### SINGLE SIDE STYLE



#### Features

- Integral high flow shut-off valves
- Serviceable shut-off valves
- Eliminates fittings
- Single and Dual sections can be connected together
- Modular design allows for flexibility
- Field-configurable
- Increase water flow
- Available in single or dual outlet configurations



\*The wetted surface of this product contacted by consumable water contains less than 0.25% of lead by weight.

## DUAL UNION BODY

**LEAD FREE\***

MODEL	BODY SIZE	PORT SIZE	PACKAGE
1183-1815	1" CTS	15MM	SINGLE

## DUAL STEM BODY

**LEAD FREE\***

MODEL	BODY SIZE	PORT SIZE	PACKAGE
1184-1815	1" CTS	15MM	SINGLE

## SINGLE UNION BODY

**LEAD FREE\***

MODEL	BODY SIZE	PORT SIZE	PACKAGE
1189-1815	1" CTS	15MM	SINGLE

## SINGLE STEM BODY, RIGHT

**LEAD FREE\***

MODEL	BODY SIZE	PORT SIZE	PACKAGE
1190-1815	1" CTS	15MM	SINGLE

## SINGLE STEM BODY, LEFT

**LEAD FREE\***

MODEL	BODY SIZE	PORT SIZE	PACKAGE
1191-1815	1" CTS	15MM	SINGLE

## REDUCING STEM

**LEAD FREE\***

MODEL	STEM SIZE	TUBE SIZE	PACKAGE
1114-1822CP	1" CTS	22MM	CONTRACTOR PACK
1114-1815CP	1" CTS	15MM	CONTRACTOR PACK

## END STOP

**LEAD FREE\***

MODEL	TUBE SIZE	PACKAGE
1145-18CP	1" CTS	CONTRACTOR PACK

## END PLUG

**LEAD FREE\***

MODEL	STEM SIZE	PACKAGE
1146-18	1" CTS	CONTRACTOR PACK

## DUAL SIDE MOUNTING KIT



MODEL	PACKAGE
1180-18CP	CONTRACTOR PACK

\*Note: Stainless Bracket Screws Included

## SINGLE SIDE MOUNTING KIT



MODEL	PACKAGE
1181-18	SINGLE

\*Note: Stainless Bracket Screws Included

## DIVIDER PLUG

**LEAD FREE\***


MODEL	PACKAGE
1182-18CP	CONTRACTOR PACK

## RETURN END

**LEAD FREE\***

MODEL	STEM SIZE	PACKAGE
1185-18	1" CTS	SINGLE

## LABEL PLATE



MODEL	COLOR	PACKAGE
3586-18CP	RED	CONTRACTOR PACK
3587-18CP	BLUE	CONTRACTOR PACK

## VALVE REPAIR KIT

**LEAD FREE\***

MODEL	SPOOL SIZE	PACKAGE
1188-15CP	15MM	CONTRACTOR PACK

## MANIFOLD WRENCH



MODEL	BODY SIZE	PACKAGE
351192-18CP	1"CTS	CONTRACTOR PACK

\*Note: For Ease of Disconnection

\*The wetted surface of this product contacted by consumable water contains less than 0.25% of lead by weight.