

2025年第一次法人說明會

2025 First Earnings Call

2025年7月31日

July 31, 2025

邱采欣 財務經理


白書鴻 工務經理



RICH CIRCLE

目錄

CONTENTS




公司簡介 Company Overview



經營績效 Financial Performance



個案介紹 Project Highlights



問與答 Q&A



Disclaimer

- This presentation and the forward-looking information disclosed concurrently are based on information available to the Company and the current economic environment.
- Forward-looking statements are subject to various risks, uncertainties, and assumptions—some of which are beyond our control. Actual results may differ materially from those expressed or implied. Factors contributing to such differences may include, but are not limited to, rising raw material costs, market demand, changes in regulatory or financial conditions, and other uncontrollable risks.
- The information contained herein does not constitute any express or implied representation or guarantee as to its accuracy, completeness, or reliability, nor does it provide a comprehensive discussion of the Company, the industry, or future developments. These forward-looking statements reflect the Company's views as of today; we undertake no obligation to update or revise any information contained in this presentation.
- No part of this presentation may be copied, distributed, or disclosed to any third party without the Company's written consent.



Company Overview

1998

Established as Averlogic Technologies Corp., initially focused on IC design

2022

Renamed as Rich Circle Development Co., Ltd., adding business scopes in real estate development, sales, and leasing

2025

Paid-in capital reached NT\$1.7 billion

Officially listed on Taipei Exchange

2002

Acquired Grade-A contractor Ruiqun Construction Ltd.

2022



Business Scope

Land Development



Architectural Planning



General Contracting



Financial Performance

Consolidated Balance Sheet

Items <i>NT\$' 000</i>	2024Q1		2024		2025Q1	
		%		%		%
Cash	813,111	26.75	2,132,326	34.96	1,974,935	32.48
Inventory	2,155,873	70.94	3,889,879	63.78	4,025,066	66.22
Total Assets	3,039,322	100.00	6,098,820	100.00	6,079,567	100.00
Current Liabilities	237,884	7.83	821,385	13.46	1,174,338	19.32
Non Current Liabilities	276,190	9.08	483,448	7.93	122,926	2.02
Total Liabilities	514,074	16.91	1,304,833	21.39	1,297,264	21.34
Capital	1,006,864	33.13	1,714,004	28.10	1,714,004	28.19
Total Equity	2,525,248	83.09	4,793,987	78.61	4,782,303	78.66
Book Value per Share	25.08		27.97		27.90	



Financial Performance

Consolidated Income Statement

Items	2024Q1		2024		2025Q1	
<i>NT\$' 000</i>		%		%		%
Operating revenue	60	100.00	2,363	100.00	37	100.00
Gross profit from operations	43	71.32	384	16.25	20	53.17
Operating profit	(7,500)	(12,499.43)	(49,981)	(2,115.15)	(9,814)	(26,709.57)
Non-operating income and expenses	141	235.04	71	3.01	(760)	(2,069.22)
Profit for the period	(7,725)	(12,875.02)	(51,341)	(2,172.70)	(11,692)	(31,820.45)
Total comprehensive income	(8,140)	(13,568.14)	(51,749)	(2,189.97)	(11,684)	(31,799.94)
Earnings per share (in dollars)	(0.16)		(0.56)		(0.07)	



Project Highlights-Upcoming Projects

Rich Circle Part ONE

Location	Pingdao Road, Yongkang District, Tainan City
Site Area	2,721.79 m ²
Gross Floor Area	21,021.44 m ²
Units	174
Total Sales	21 billions



RICH CIRCLE

Project Highlights-Projects Not Yet Launched



Guangshia

North District, Tainan City
Site Area: 5,120.08 m²
Gross Floor Area: 26,661.38 m²
Floors: B3 / 14F
Units: 195



Bailun

Rende District, Tainan City
Site Area: 2,669.63 m²
Gross Floor Area: 25,486.72 m²
Floors: B5 / 22F
Units: 185



Deyi

Toufen City, Miaoli County
Site Area: 2,755.68 m²
Gross Floor Area: 17,249.7 m²
Floors: B4 / 15F
Units: 140



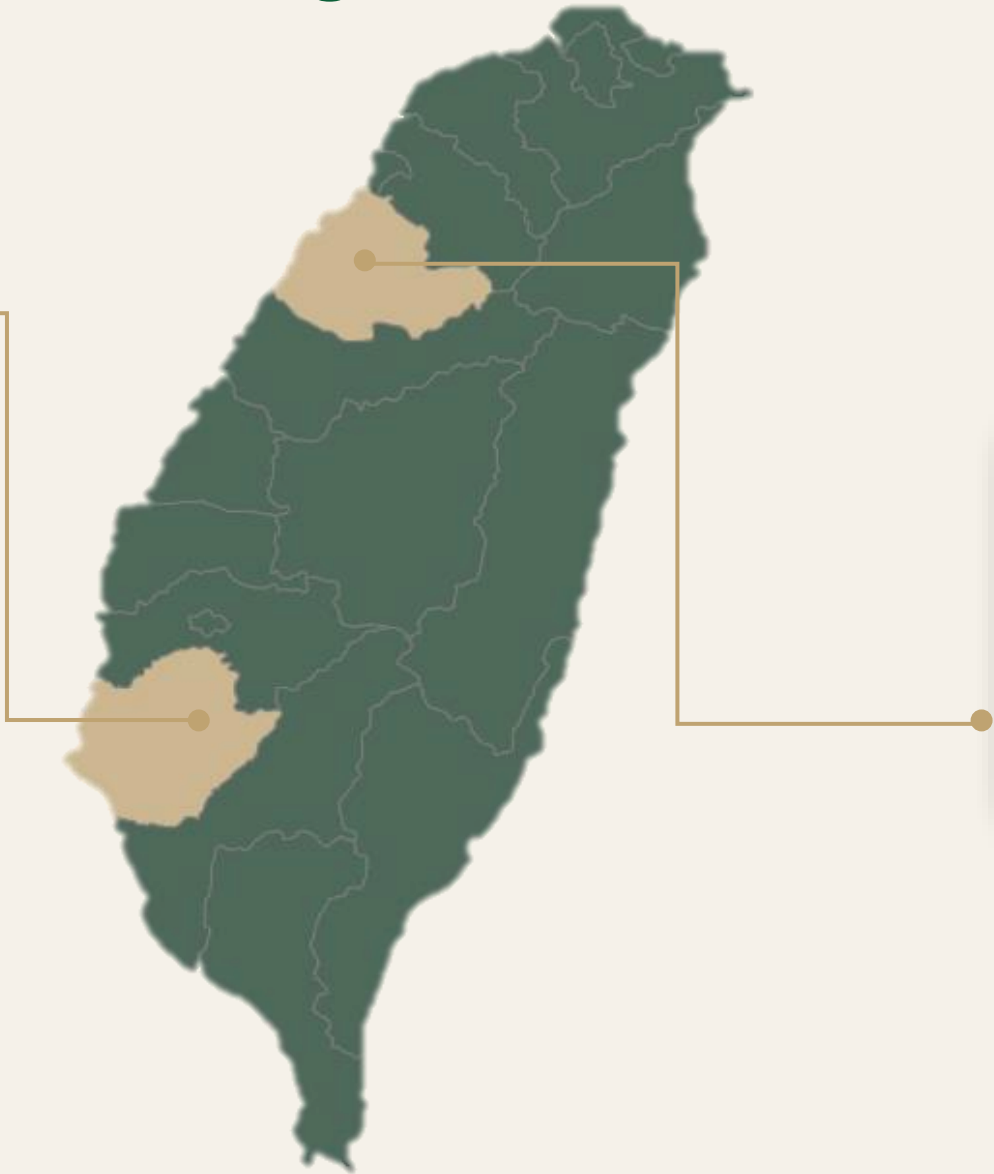
Project Highlights-Under Planning

Yongkang District,
Tainan City

Pingdao II Section

Residential Area

Site Area 3,573.78m²



Houlong Township,
Miaoli County

LongYi Section	LongFu Section
Residential Area	Business Area
Site Area	Site Area
5,866.32 m ²	3,612.41 m ²

Q&A

