

AAC Core Word Experiment Traveling Colors



Core word targets ALL, ON, PUT, SOME



Experiment Supplies



5 clear cups



food coloring
red, blue, yellow



paper towels



water

Mixing colors is like magic! Some colors mix together to make new colors.



Let's mix colors together and make
some rainbow magic!



Step 1: Put 5 cups on the table.




Count them all!

Step 2: Put water in every other cup.




Put water in some cups.

Step 3: Put food coloring in the cups with water.



Only some cups will have color.

Step 4: Fold four paper towels.




Fold them all!

Step 5: Put paper towels in cups.



The colors will get on the paper towels.

Step 6: Watch and see what happens!



Be very patient.

Wait one day to see the colors go all the way.



What new colors will we make?



red and yellow



yellow and blue

Wow! Look at all the colors.

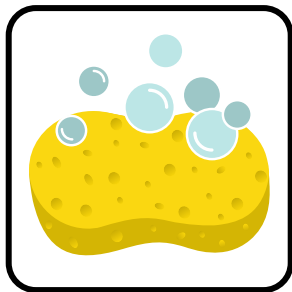


We made rainbow magic.

Partner Prompt: the next three slides are designed to get your students thinking and talking. All responses are GREAT! There are no correct answers here, just opportunities to discuss and participate!

Conclusions: Think About It!

What things can absorb water?



sponge



paper towel



bath towel

Partner Prompt: the next three slides are designed to get your students thinking and talking. All responses are GREAT! There are no correct answers here, just opportunities to discuss and participate!

Conclusions: Think About It!




What is your favorite color?



red



blue



yellow



red



orange



purple

Partner Prompt: the next three slides are designed to get your students thinking and talking. All responses are GREAT! There are no correct answers here, just opportunities to discuss and participate!

Conclusions: Think About It!

What new colors did we make?



green



orange

Thanks for
experimenting
with us!



If you like this activity, visit our BOOM or TPT stores for additional weather books, activities and printables!