

# AAC Core Word Experiment **Balloon Rocket**



Core word targets: WHY, HE, SHE, YOU, I



# Experiment Supplies - What do we need?



balloon



string



1 straw



clip



2 chairs



tape



scissors

He made a balloon rocket.



She made a balloon rocket.



Can you make a balloon rocket.



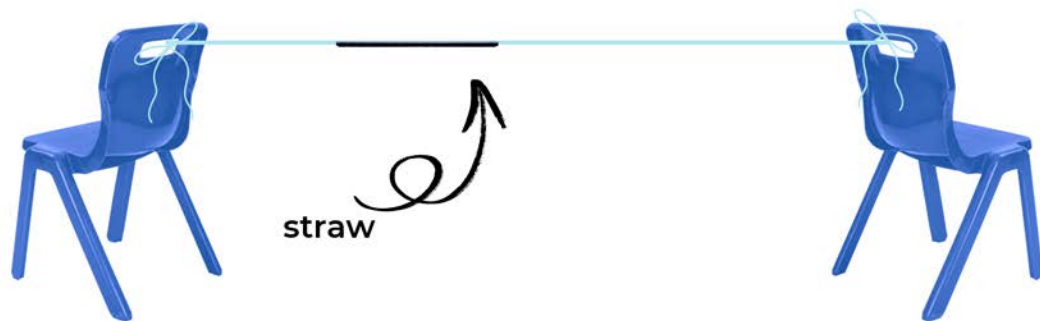
Yes, you can!

Step 1: Put the string through the straw.



Can he do it? Yes, he can!

Step 2: Tie the ends of the string to the chairs.  
Don't let the straw fall off!




Can she do it? Yes, she can!

Step 3: Blow up the balloon, but don't tie it! Use the clip to keep the air in.




Can you do it? Yes, you can!

Step 4: Tape the balloon to the straw.



Is he ready? Is she ready? I am ready!

Step 5: Release the clip and watch it go!



Wow!

Did he see it? Did she see it?



Partner Prompt: the next three slides are designed to get your students thinking and talking. All responses are GREAT! There are no correct answers here, just opportunities to discuss and participate!

## Conclusions: Think About It!

Why did the balloon go?



the air rushed out



it's like a rocket



took clip off

Partner Prompt: the next three slides are designed to get your students thinking and talking. All responses are GREAT! There are no correct answers here, just opportunities to discuss and participate!

## Conclusions: Think About It!

Where else might you see balloons?



at a party



in the air



at a carnival

Thanks for  
experimenting  
with us!



If you like this activity, visit our BOOM or TPT stores for additional weather books, activities and printables!