



Vocabulary List

Old lady
swallow
books
pen
pencil case
ruler
folder
chalk
bag
write
hold
measure
protect
decorate
bus
backpack

Repeated line


I don't know why
she swallowed
those books.

But she didn't get
any looks.

AAC Book Series

There Was An Old Lady Who Swallowed Some Books

by Lucille Calondro



Materials and Prep:

1. Print a communication board for each student. Use in combination with a core board.
2. Record repeated line(s) on a single message button.
3. If students are using a high-tech AAC system, locate necessary vocabulary prior to activity.
4. Use Post-it notes to add prompt reminders (C-A-R) to each page of the book.

Day 1: Picture walk, introduction to vocabulary, & activate background knowledge

Starting with the front cover, take a “walk” through the pages of the book. Do not focus on the text, but focus on what we see on each page. Help students find vocabulary on the communication board to make connections with things on the page (e.g., “I see a _____. What do you think?”).

Day 2: Read the book using shared reading principals.

Point to each word as you read. Pause at the end of each page (10 sec.) and invite students to engage.

- **C**omment about something on the page (e.g., Oh no! She swallowed a _____!) and pause.
- **A**sk for participation and not specific question (e.g., “What do you think?”) and pause.
- **R**espond - Observe students and attribute meaning to any communication attempt.

Day 3: Read the book again and continue to focus on core and fringe vocabulary.

Use a core word page on AAC devices or low-tech vocabulary board in combination with the story vocabulary board.

LOOK (LOOK at that!) **MORE** (Let's read MORE!) **YOU** (What do YOU think about that?)
NOT (She should NOT do that.) **LIKE** (I can see that you LIKE this!) **IN** (She put it IN her mouth!)

Day 4: Read the book again and then write about it.

Create a poll and allow students to vote on their favorite item the Old Lady swallowed. Then have each student write about why they liked the item. Use the keyboard AAC devices, symbols, drawings, or word banks to allow students to put thoughts down on paper. Scribbling is accepted!

Day 5: Read the book again and focus on alphabet awareness.

Have a scavenger hunt around the school and look for words that start with the same letter. Print a copy of the scavenger hunt page (p.7) for each student and allow them to mark off each item (Hint: Alternative pencils, like stamps, can be used for student with access needs). Explore letters using the keyboard page on AAC devices.



Old Lady Who Swallowed Some Books



Old Lady



books



pen



pencil case



ruler



swallow



I don't know



folder



chalk



bag



write



hold



measure



protect



decorate



Oh no!



turn the page



funny



don't like




she didn't get any looks



Old Lady Who Swallowed Some Books



Old lady



books



pen



bus



backpack




Oh no!



AAC Book Series

There Was An Old Lady Who Swallowed Some Books

by Lucille Calondro



Use the script ideas below as you interact with students during the book reading activity. **Touch the underlined words** on the communication board as you say each line. Don't forget to **pause for 10 seconds** after each interaction.

If the student is using an AAC device or app on an iPad, combine the use of core vocabulary with the included book vocabulary board.

- Look at that silly **OLD LADY!**
- I think you **LIKE** it.
- Let's **TURN THE PAGE** to see what happens next.
- **OH NO!** I can't believe it!
- That **OLD LADY SWALLOWED** _____ !
- This book is so **FUNNY!**
- She popped out a **BACKPACK!**
- You ride a yellow school **BUS** to school!
- Oh! We keep our school papers in a **FOLDER.**
- **I DON'T KNOW WHY...**

fold

Data Collection Form

Student Name: _____ Date: _____

The goal for the day is...

- ☐ Student will demonstrate a beginning interest in books by attending for short periods while a partner reads, turns pages, looks at pictures, etc.

--	--	--	--	--	--	--	--	--	--

Notes:

- ☐ Student will respond to comments or questions about a book, even if the response is inconsistent or inaccurate.

--	--	--	--	--	--	--	--	--	--

Notes:

- ☐ Student will _____

--	--	--	--	--	--	--	--	--	--

Notes:


Informant Initials: _____



AAC Book Series

There Was An Old Lady Who Swallowed A Chick


by Lucille Calandro



Where is my vocabulary in TD Snap?

Core Vocabulary



Hint: If you can't find a word, press the  in the top bar and use the Search feature.

Word List > School



Due to the random vocabulary list for his book, it might be best to use the included book vocabulary board in combination with the core page on the student's AAC device. Here are some ideas for incorporating core vocabulary:

- I really **LIKE** this book.
- **DO** you **WANT** to see?
- That cold lady put **IT** in her mouth and swallowed it!
- Let's **GO** to the next page to see what happens next.
- I **HAVE** an idea of what is going to happen.
- What do **YOU** think?
- Oh no. She should **STOP** swallowing things!

Learn more about
Predictable Chart
Writing here



Learn more about
Shared Reading
here



Data Collection Form

Student Name: _____ Date: _____

The goal for the day is...

☐ Student will _____

☐ ☐ ☐ ☐ ☐ ☐ ☐ ☐ ☐ ☐

Notes:

Student Name: _____ Date: _____

The goal for the day is...

☐ Student will _____

☐ ☐ ☐ ☐ ☐ ☐ ☐ ☐ ☐ ☐

Notes:

Student Name: _____ Date: _____

The goal for the day is...

☐ Student will _____

☐ ☐ ☐ ☐ ☐ ☐ ☐ ☐ ☐ ☐

Notes:

Informant Initials: _____

Data Collection Form

Student Name: _____ Date: _____

The goal for the day is...

☐ Student will _____

☐ ☐ ☐ ☐ ☐ ☐ ☐ ☐ ☐ ☐

Notes:

Student Name: _____ Date: _____

The goal for the day is...

☐ Student will _____

☐ ☐ ☐ ☐ ☐ ☐ ☐ ☐ ☐ ☐

Notes:

Student Name: _____ Date: _____

The goal for the day is...

☐ Student will _____

☐ ☐ ☐ ☐ ☐ ☐ ☐ ☐ ☐ ☐

Notes:

Informant Initials: _____

fold

Back to School Alphabet Scavenger Hunt

Take a walk around school to find the items below and talk about other words that start with the same letter.

b

Words that start with b

☐

backpack

☐

bus

☐

boy

r

Words that start with r

☐

ring

☐

ruler

☐

rug

c

Words that start with c

☐

chalk

☐

car

☐

clock

p

Words that start with p

☐

pencil

☐

paint

☐

pink