



AAC Book Series

It's Christmas, David!

by David Shannon



Vocabulary List

David
no
peeking
snitching
toys
Santa
Be patient
hurry
naughty
lump of coal
rules
present
sleep
dream
Christmas

Repeated line

No, David!

[WATCH VIDEO](#)

It's Christmas,
David!- Animated
Read Aloud Book
for Kids

Materials and Prep:

1. Print a communication board for each student. Use in combination with a core board.
2. Record repeated line(s) on a single message button (No, David!).
3. If students are using a high-tech AAC system, locate necessary vocabulary prior to activity.
4. Use Post-it notes to add prompt reminders (C-A-R) to each page of the book.

Day 1: Picture walk, introduction to vocabulary, & activate background knowledge

Starting with the front cover, take a "walk" through the pages of the book. Do not focus on the text, but focus on what we see on each page. Help students find vocabulary on the communication board to make connections with things on the page (e.g., "I see a _____. What do you think?").

Day 2: Read the book using shared reading principals.

Point to each word as you read. Pause at the end of each page (10 sec.) and invite students to engage.

- **C**omment about something on the page (e.g., Oh no! Look at what David did!) and pause.
- **A**sk for participation and not specific question (e.g., "What do you think?") and pause.
- **R**espond - Observe students and attribute meaning to any communication attempt.

Day 3: Read the book again and continue to focus on core and fringe vocabulary.

Use a core word page on AAC devices or low-tech vocabulary board in combination with the story vocabulary board.

LOOK (LOOK at David!)

MORE (Let's read MORE!)

STOP (David should STOP!)

NOT (David should NOT do that.)

LIKE (I can see that you LIKE this!)

HE (HE is naughty.)

Day 4: Read the book again and then write about it.

Help students write classroom holiday book. Use chart paper or your smartboard. The sentence could look something like - "During the holidays, I like...." Each student should contribute to one line of the chart (e.g., candy, toys, family, decorating, etc.). Use the information from the chart to create a book (add graphics) and make a copy for each student to take home and share with their family.

Day 5: Read the book again and focus on spelling core words.


Using traditional writing tools or alternative pencils (e.g., keyboard on AAC device), give students an opportunity to explore the alphabet as they write a wish list for Christmas. Use the worksheet (p. 7) for inspiration. Focus on letters and sounds. Students can also explore word lists (e.g., Toys & Games, clothing, etc.) to look for items.



Preschool - It's Christmas David



David



no



patient



rules



Santa



peeking



dream



presents



naughty



snitching



lump of coal



Christmas



Oh no!



turn the page



funny



don't like



Preschool - It's Christmas David



David



Santa



Christmas



sleep



presents



Oh no!



AAC Book Series

It's Christmas, David!

by David Shannon



Use the script ideas below as you interact with students during the book reading activity. **Touch the underlined words** on the communication board as you say each line. Don't forget to **pause for 10 seconds** after each interaction.

If the student is using an AAC device or app on an iPad, combine the use of core vocabulary with the included book vocabulary board.

- OH NO! Look at DAVID.
- DAVID is NAUGHTY!
- DAVID should NOT do that!
- NO, DAVID!
- DAVID wrote a wish list for SANTA.
- DAVID should not be PEEKING.
- He does not want a LUMP OF COAL!
- He had a bad DREAM.
- DAVID got lots of PRESENTS!
- It's CHRISTMAS!

fold

Data Collection Form

Student Name: _____ Date: _____

The goal for the day is...

☐ Student will demonstrate a beginning interest in books by attending for short periods while a partner reads, turns pages, looks at pictures, etc.

--	--	--	--	--	--	--	--	--	--

Notes:

☐ Student will respond to comments or questions about a book, even if the response is inconsistent or inaccurate.

--	--	--	--	--	--	--	--	--	--

Notes:

☐ Student will _____

--	--	--	--	--	--	--	--	--	--

Notes:

Informant Initials: _____



AAC Book Series

It's Christmas, David!

by David Shannon

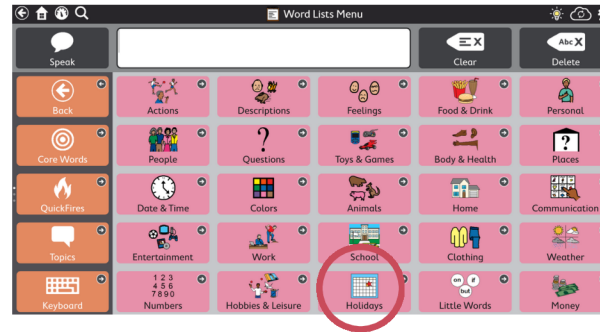


Where is my vocabulary in TD Snap?

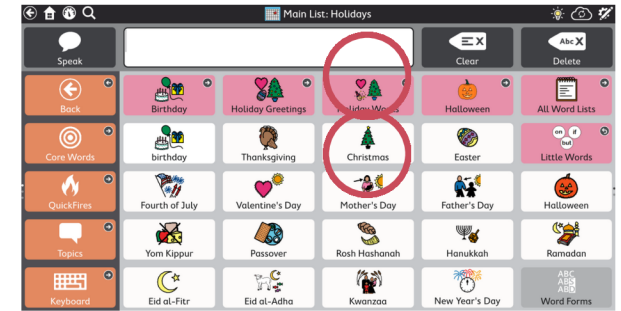
Core > he, not, want




Word Lists > Holidays




Holidays > Holiday Words



Use the keyboard to type words and explore word prediction.



Hint: If you can't find a word, press the  in the top bar and use the Search feature.



Learn more about
Shared Reading
here



Learn more about
Predictable Chart
Writing here



Data Collection Form

Student Name: _____ Date: _____

The goal for the day is...

☐ Student will _____

☐ ☐ ☐ ☐ ☐ ☐ ☐ ☐ ☐ ☐

Notes:

Student Name: _____ Date: _____

The goal for the day is...

☐ Student will _____

☐ ☐ ☐ ☐ ☐ ☐ ☐ ☐ ☐ ☐

Notes:

Student Name: _____ Date: _____

The goal for the day is...

☐ Student will _____

☐ ☐ ☐ ☐ ☐ ☐ ☐ ☐ ☐ ☐

Notes:

Informant Initials: _____

Data Collection Form

Student Name: _____ Date: _____

The goal for the day is...

☐ Student will _____

☐ ☐ ☐ ☐ ☐ ☐ ☐ ☐ ☐ ☐

Notes:

Student Name: _____ Date: _____

The goal for the day is...

☐ Student will _____

☐ ☐ ☐ ☐ ☐ ☐ ☐ ☐ ☐ ☐

Notes:

Student Name: _____ Date: _____

The goal for the day is...

☐ Student will _____

☐ ☐ ☐ ☐ ☐ ☐ ☐ ☐ ☐ ☐

Notes:

Informant Initials: _____

fold

DEAR SANTA!

My name is _____. I am _____ years old.

I live in _____.

This year I have been: ☐ NICE ☐ NAUGHTY

For Christmas this year I would like to have:

1. _____
2. _____
3. _____



HAPPY HOLIDAYS!
THANK YOU, SANTA!