

AAC Core Word Experiment

Crystal Hearts



Core word targets I, YOU



Experiment Supplies



glass jar



pipe cleaners



string



water



borax



red food coloring



straw

Step 1: Make a heart shape with the pipe cleaner.



I can do it - can you?

Step 2: Tie string to make a loop.



I can do it - can you?

Step 3: Pour boiling water in the jar.



I can do it - can you?

Step 4: Add 6 Tablespoons of Borax to hot water.



I can do it - can you?

Step 5: Stir to dissolve Borax in hot water.



I can do it - can you?

Step 6: Add red food coloring and stir.



I can do it - can you?

Step 7: Stick straw through the string loop.



I can do it - can you?

Step 8: Drop heart into jar.



I can do it - can you?

Step 9: Wait for 24 hours.



I can do it - can you?

Step 10: Carefully lift heart up.



I can do it - can you?


You did it!




Partner Prompt: the next three slides are designed to get your students thinking and talking. All responses are GREAT! There are no correct answers here, just opportunities to discuss and participate!

Conclusions: Think About It!

What other shapes could we make?



diamond



circle



triangle

Partner Prompt: the next three slides are designed to get your students thinking and talking. All responses are GREAT! There are no correct answers here, just opportunities to discuss and participate!

Conclusions: Think About It!

How could you describe crystals?



shiny



bumpy



colorful

ELA & AAC in Science

Start Up Steps for Teachers

Choose Target Words

Core (Tier 1): in, up, down | **Concept (Tier 2):** heavy, light, same, different | **Academic (Tier 3):** water, experiment, predict

Decide How Students Communicate

Speech • Classroom board • Single or step switch • Smartboard AAC app • Personal AAC system

Locate Words in AAC System

Find each target word in the app or board.

If a word is missing, add a quick temporary button or page for easy access.

Create Light-Tech Supports

Print or post key words.

Attach words to single-message switches for students without high-tech AAC options.



Practice Before the Lesson

Adults model and practice the target words.

Everyone should know where to find and use them naturally.

During the Experiment

Model and connect language:

 "It is a heart!"  "It is red!"

Reinforce vocabulary during discussion, drawing, or writing.



Tip:

Keep a visual of the core, concept, and academic words posted during the activity so everyone can model and connect language throughout the experiment.

Thanks for
experimenting with us!



If you like this activity, visit our BOOM or TPT stores for additional books, activities and printables!

© 2025 Dynamic Therapy Associates, Inc. All Rights Reserved.

Purchase grants a single-use license to the original buyer for personal or classroom use only.

Commercial use, reproduction, redistribution, uploading to the internet, copying, altering, or sharing this material in any form is prohibited without written permission.