

Weather, or Not!

Weather is a wild and woolly topic, at times. It's so much more than sunny, rainy and cloudy! This activity will look at the basic weather patterns, but we are going to explore some of the more exciting ones too!

Let's use our core sight words along with some new weather words to talk about all the changes outside of our window!



Wild Weather Reporting

Directions: Choose the core sight words you will use to describe the wild weather outside of the window.

Language Connection: Core Words and Extreme Fringe Vocabulary Development

- These natural disaster weather words are ones we don't use often, so in addition to the name of the weather, you can also use more common "core words" to talk about what is happening outside.
- *EXPANSION ACTIVITY- Take turns being the "Meteorologist!" Report the weather to your classmates using short phrases. Can your classmates name the weather event you are describing?*

Communication Connection: Functional Use of New Core Words & Vocabulary

- Student and Partner (teacher, para, parent)- Look out of the window, or look at a weekly weather report. What describing words can you use to talk about the forecast ("cold," "hot," "wet," "dry," "nice," "bad...")



Core Word Weather Words

dark
clouds
not see

wind
strong
turn
storm
weather
hot

cold
snow
wind
not see

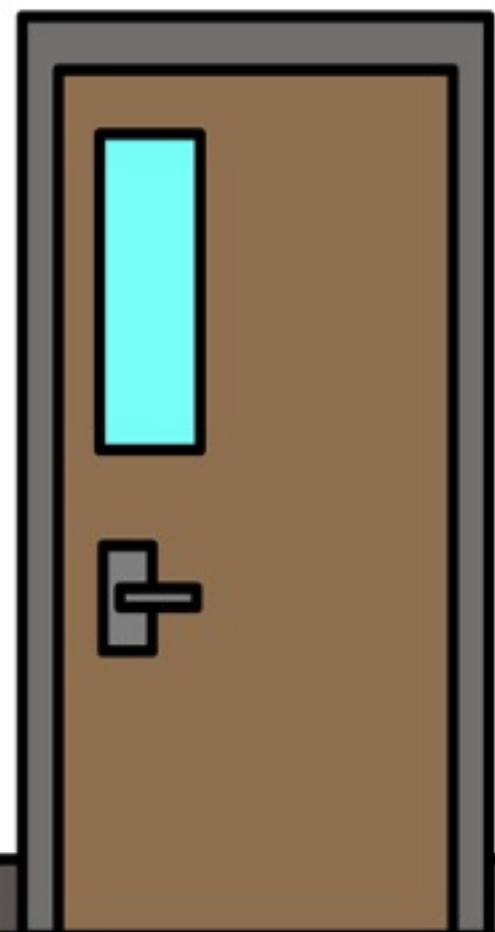
dry
not rain
plant not live

wind hot
strong break
rain storm


more rain
come up
high

FOG


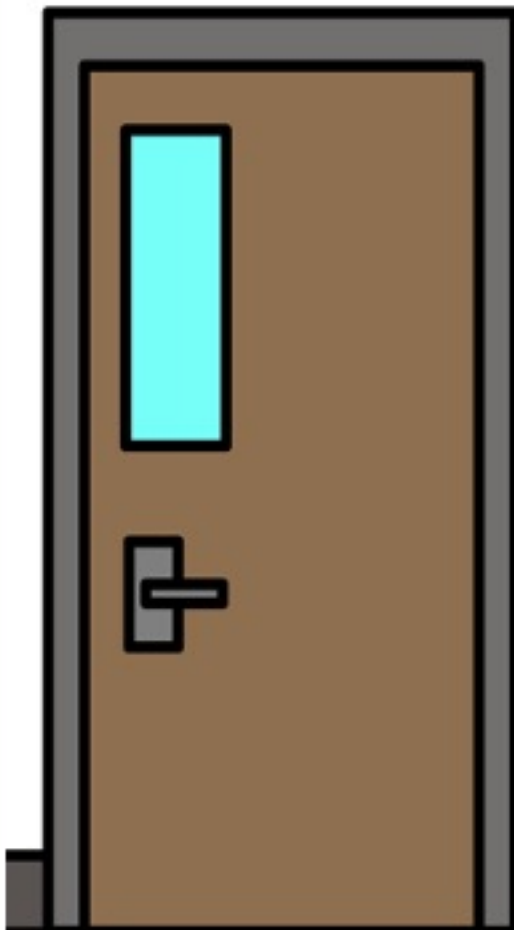





Blizzard



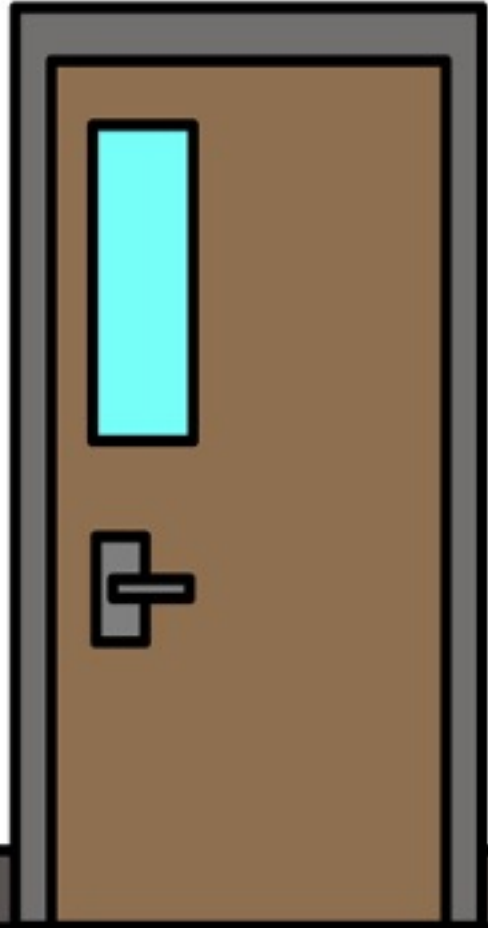
Tornado



Drought



Hurricane



Flood

5 Day Forecast

Directions: Put the weather symbol on the 5 Day Forecast chart, on the today's date. Put the "same" or "different" symbol on the weather pattern bubble to show whether the weather has changed from the day before.

Language Connection: Vocabulary Development

- Help your student say/touch the weather words they chose. Using your core sight words, talk about whether the weather is the "same" or "different" than the day before.
- **EXPANSION ACTIVITY-** Look at your students AAC Book/Board/Device (AAC-BBD) Find the core word page to use the symbols "same" and "different."

Communication Connection: Functional Use of New Core Words & Vocabulary

- Student and Partner talk about how the weather changes each day during the week.
EXPANSION ACTIVITY- Think about the weather in different seasons. What is your favorite weather? Is your favorite weather the "same" or "different" than your friends?



Weather Words



flood



sunny



rainy



hurricane



tornado



windy



fog



drought



snowy



cloudy



blizzard

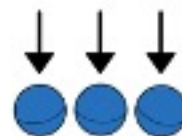


stormy


Cut and paste the weather word that best matches the scene into the weekly weather strip.

In the Weather Pattern Bubble cut and paste either "same" or "different" as you decide if the weather changed from the day before!

Weather Pattern



same



different



The Weather Pattern is ...

Let's talk about the weather this week. Is it the "same" or "different" each day?

Monday	Tuesday	Wednesday	Thursday	Friday




The Weather Pattern is ...

Monday	Tuesday	Wednesday	Thursday	Friday




The Weather Pattern is ...

Monday	Tuesday	Wednesday	Thursday	Friday



The Weather Pattern is ...

Monday	Tuesday	Wednesday	Thursday	Friday



The Weather Pattern is ...

Monday	Tuesday	Wednesday	Thursday	Friday

Where Are My Words? Weather Edition


Directions: Put a check mark on the list for every item you find. Place a pointer or circle the weather symbol as you find them!

Language Connection: Vocabulary Development





























- Help your student say/touch the weather words they are searching for. They can tell you which one they are looking for, which one they found etc.
- **EXPANSION ACTIVITY-** Look at your students AAC Book/Board/Device (AAC-BBD) Can you locate the weather on their book or device?

Communication Connection: Functional Use of New Core Words & Vocabulary

- Student and Partner talk about the weather each day. Do a "check in" in the morning as you start the day and a "check out" to review how the weather has changed during the day.
- **EXPANSION ACTIVITY-** Use your Core Words to talk about the weather! "Look at that" out the window. Has the weather changed from the morning to the afternoon. Is it the "same" or "different."



- sunny
- cloudy
- rainy
- windy
- snowy
- flood
- hurricane
- tornado
- storm
- fog

Back		Menu				
	day 		yesterday 	today 	GROUPS 	weather 
I	The weather is...	rain 	cloud 	sun 	wind 	COLORS 
my 		storm 	snow 	and	a	fog 
it 	The weather was...	cold 	hot 	cool 	warm 	
	is	flood 	hurricane 	lightning 	thunder 	tornado 
	-s	.	rainbow 	sky 	ice 	clear

- sunny
- cloudy
- rainy
- windy
- snowy
- flood
- hurricane
- tornado
- storm
- fog

School Weather

I	is	can	do	have	what?	where?	who?	not	more
you	this	want	like	need	very	really	much	good	all done
it	that	feel	rain	snow	cloudy	a little	less	bad	different
cold	cool	foggy	hot	sunny	warm	just	enough	some	all
windy	cloud	fog	ice	storm	wind	chilly	freezing	and	so
blizzard	frost	hurricane	icicles	lightning	rainbow	temperature	thunder	tornado	weather forecast

Proloquo2Go interface icons: grid, keyboard, home, pencil, settings.

- sunny
- cloudy
- rainy
- windy
- snowy
- flood
- hurricane
- tornado
- storm
- fog

- sunny
- cloudy
- rainy
- windy
- snowy
- flood
- hurricane
- tornado
- storm
- fog

Menu											
	cloud 	wind 	fog 	ice 	frost 	storm 	hurricane 	thunder 	lightning 	tornado 	
							flood 		weather 		
do I need 	do we need 	need 	needs 	needing 	needed 		to need 				
do you need 	do they need 										
does it need 	does he 								SNOW 		
does she 	CLEAR 						RAIN 			FREEZE 	
CLEAR	NT 		sunny 	cloudy 	windy 	foggy 		icy 	frosty 	stormy 	

- sunny
- cloudy
- rainy
- windy
- snowy
- flood
- hurricane
- tornado
- storm
- fog



The Grid

Who Cares about the weather??

This is an opportunity to have a no pressure conversation about how the weather affects us. Why do we think about the weather? It affects how we dress and the items we take with us when we leave home. Sometimes we have to prepare for the weather. Talk about how you prepare such as having drills, taking cover, just carrying an umbrella! Parents/teachers share your ideas first pointing to pictures & symbols and match what you are saying. Wait for students to add in their own thoughts using their words, signs or symbols. This is a chance for students to see YOU talk using the same symbols, signs and words they use!



Write About It: Weather Wise

Directions: You're a poet. Did you know it? In this activity we are going to write about the weather! Write your own words or copy/cut and paste from the word bank.

Language/Literacy Connection: Vocabulary Development

- Help your student figure out what types of words they want to add to their poem. You can choose from the describing words on the following word and picture banks, OR pick from the describing words or quickfires on your symbol sheet or AAC-BBD.
- As the student adds words to their poem, you could let them use their keyboard (or pencil) to spell the word themselves. Don't worry if it isn't perfectly spelled- comment on the letters they choose and see if you understand the words they are making. If you are writing, let them tell you what letters to choose.

Communication Connection: Functional Use of New Core Words & Vocabulary

- Student and Partner talk about their describing words. Why did they pick the word/phrases they did? Tell the student something about your own opinions and use their AAC-BBD to model while you talk!
- **EXPANSION ACTIVITY-** *Make a wall poster out of the poem to share at school or to send home to the families! Share your poem on the general announcements at school!*





Weather Wise Writing

Rain is _____.

Snow is _____.

Sunshine is _____.

By: _____

Writing Word Bank: Weather Wise!

Directions: Here are some ideas of words you might use in your poem! Encourage your student to use the written words, even if you aren't sure they are reading them YET! If they need extra support, use the pictures on the next page so they can choose the word they want to add to their poem. Use these for cut and paste in your poem.

pretty

sad

happy

wet

hot

exciting

dark

bright

cold


Credits:

Backgrounds & clipart by:



tobii
dynavox

Picture Communication Symbols (PCS) copyright Tobii Dynavox 2021,
used with permission



Attribution-NonCommercial-NoDerivatives 4.0
International (CC BY-NC-ND 4.0)