

VENTILATION SYSTEMS



RETAIL PRICE LIST

Effective 1st August 2022

CONDARI
PTY. LTD.

CONTENT

VOL I

HERITAGE RANGE	1-4
EXECUTIVE RANGE	5-7

VOL II

GALLERY RANGE	8-9
FEDERATION RANGE	10-13
ARGYLE RANGE	14-16

FLINDERS RANGE	17-18
----------------	-------

DUCTING	19
DUCTING SINGLE MOTOR	20-21
DUCTING TWIN MOTOR	22-24
DUCTING TRIPLE MOTOR	25-26
CONDITIONS OF SALE	27-29

PRICES SHOWN THROUGHOUT THIS PRICE LIST ARE
RECOMMENDED ONLY AND THERE IS NO OBLIGATION
TO COMPLY WITH THIS RECOMMENDATION.

COATING

The following information relates to ALL Rangehoods in the Qasair Recommended Retail price list that are specified as being able to be coated.

The standard colours are (as specified from the Dulux colour chart):

New / Bright White

White Satin

Black Matt

Black Satin

Black Gloss

**THESE COLOURS ARE AVAILABLE FOR AN ADDITIONAL \$800.00 INC GST PER RANGEHOOD,
OTHER COLOURS ARE AVAILABLE – SUBJECT TO A QUOTATION**

STAINLESS STEEL DUCTING

All stainless steel ducting will now be manufactured in type 445M2, which is more resistant to corrosion. This is due to a higher content of chromium at 22% and 1% molybdenum.

Condari Pty Ltd will no longer supply type 316, classified as marine grade stainless steel.

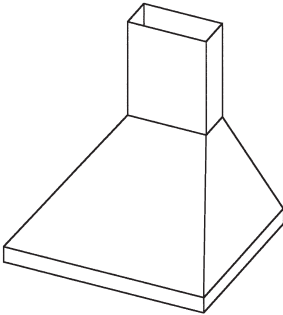
REMOTE SWITCHING

Rangehoods ordered with remote switching will be made to order.

Switches and cables are NOT supplied. (An electrician will need to supply an approved switch bank)

PLEASE SEE SPECIFIC RANGEHOOD DETAILS TO SEE IF REMOTE SWITCHING IS AN OPTION.

Remote switching is an additional \$75.00 inc GST

HERITAGE	RECOMMENDED	GST	RETAIL												
 <p>MODELS AVAILABLE</p> <table> <tr> <td>600HL-1 (INCLUDING FLUE)</td><td>\$ 1977.28</td><td>\$ 197.73</td><td>\$ 2175.00</td></tr> <tr> <td>700HL-1 (INCLUDING FLUE)</td><td>\$ 2068.18</td><td>\$ 206.82</td><td>\$ 2275.00</td></tr> <tr> <td>900HL-1 (INCLUDING FLUE)</td><td>\$ 2340.91</td><td>\$ 234.09</td><td>\$ 2575.00</td></tr> </table>	600HL-1 (INCLUDING FLUE)	\$ 1977.28	\$ 197.73	\$ 2175.00	700HL-1 (INCLUDING FLUE)	\$ 2068.18	\$ 206.82	\$ 2275.00	900HL-1 (INCLUDING FLUE)	\$ 2340.91	\$ 234.09	\$ 2575.00			
600HL-1 (INCLUDING FLUE)	\$ 1977.28	\$ 197.73	\$ 2175.00												
700HL-1 (INCLUDING FLUE)	\$ 2068.18	\$ 206.82	\$ 2275.00												
900HL-1 (INCLUDING FLUE)	\$ 2340.91	\$ 234.09	\$ 2575.00												

THESE MODELS ARE AVAILABLE IN STAINLESS STEEL ONLY.
 THESE MODELS COME WITH 1 MOTOR.
 THESE MODELS CAN BE EITHER TOP OR BACK DUCTED.

REMOTE SWITCHING IS NOT AVAILABLE ON THESE MODELS.

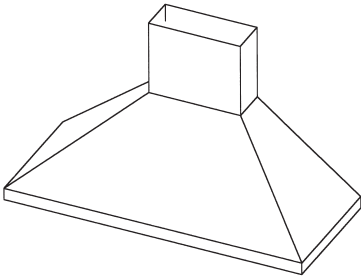
EG...
FLOOR TO CEILING 2700
BENCH HEIGHT 900
1800
BENCH TO RANGEHOOD 750
1050
RANGEHOOD HEIGHT 300
750
FLUE REQUIRED DLE-900

NOTE: ALTERATIONS TO THE STANDARD DIMENSIONS WILL RESULT IN ALTERATIONS TO THE MANUFACTURING PROCESS AND THEREFORE SUBJECT TO A QUOTATION.
 PRICES AND SPECIFICATIONS ARE SUBJECT TO CHANGE WITHOUT NOTICE.

	RECOMMENDED	GST	RETAIL
FLUES AVAILABLE			
DLE-600 HORIZONTAL GRAIN	\$ 272.73	\$ 27.27	\$ 300.00
DLE-900 HORIZONTAL GRAIN	\$ 272.73	\$ 27.27	\$ 300.00
DLE-1200 HORIZONTAL GRAIN	\$ 272.73	\$ 27.27	\$ 300.00
DLE-1500 VERTICAL GRAIN	\$ 272.73	\$ 27.27	\$ 300.00
DLE-DLE DUCT JOINER	\$ 86.36	\$ 8.64	\$ 95.00

ADDITIONAL FLUES CAN BE PURCHASED TO EXTEND THE FLUE HEIGHT IF NECESSARY.
 THE FLUES ARE JOINED TOGETHER WITH A DUCT JOINER DLE - DLE.

NOTE: ALTERATIONS TO THE STANDARD DIMENSIONS WILL RESULT IN ALTERATIONS TO THE MANUFACTURING PROCESS AND THEREFORE SUBJECT TO A QUOTATION.
 PRICES AND SPECIFICATIONS ARE SUBJECT TO CHANGE WITHOUT NOTICE.

HERITAGE	RECOMMENDED	GST	RETAIL								
 <p>MODELS AVAILABLE</p> <table> <tr> <td>1000HL-2 (INCLUDING FLUE)</td><td>\$ 3022.73</td><td>\$ 302.27</td><td>\$ 3325.00</td></tr> <tr> <td>1200HL-2 (INCLUDING FLUE)</td><td>\$ 3386.36</td><td>\$ 338.64</td><td>\$ 3725.00</td></tr> </table>	1000HL-2 (INCLUDING FLUE)	\$ 3022.73	\$ 302.27	\$ 3325.00	1200HL-2 (INCLUDING FLUE)	\$ 3386.36	\$ 338.64	\$ 3725.00			
1000HL-2 (INCLUDING FLUE)	\$ 3022.73	\$ 302.27	\$ 3325.00								
1200HL-2 (INCLUDING FLUE)	\$ 3386.36	\$ 338.64	\$ 3725.00								

THESE MODELS ARE AVAILABLE IN STAINLESS STEEL ONLY.
 THESE MODELS COME WITH 2 MOTORS.
 THESE MODELS CAN BE EITHER TOP OR BACK DUCTED.

REMOTE SWITCHING IS NOT AVAILABLE ON THESE MODELS.

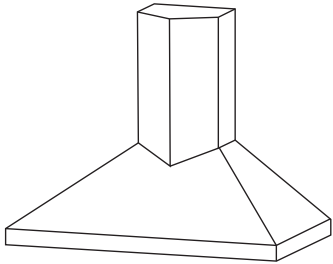
NOTE: ALTERATIONS TO THE STANDARD DIMENSIONS WILL RESULT IN ALTERATIONS TO THE MANUFACTURING PROCESS
 AND THEREFORE SUBJECT TO A QUOTATION.
 PRICES AND SPECIFICATIONS ARE SUBJECT TO CHANGE WITHOUT NOTICE.

EG...
FLOOR TO CEILING 2700
BENCH HEIGHT 900
1800
BENCH TO RANGEHOOD 750
1050
RANGEHOOD HEIGHT 375
675
FLUE REQUIRED DLE-2-900

	RECOMMENDED	GST	RETAIL
FLUES AVAILABLE			
DLE-2-600 HORIZONTAL GRAIN	\$ 340.91	\$ 34.09	\$ 375.00
DLE-2-900 HORIZONTAL GRAIN	\$ 340.91	\$ 34.09	\$ 375.00
DLE-2-1200 HORIZONTAL GRAIN	\$ 340.91	\$ 34.09	\$ 375.00
DLE-2-1500 VERTICAL GRAIN	\$ 340.91	\$ 34.09	\$ 375.00
DLE-2-DLE DUCT JOINER	\$ 104.55	\$ 10.45	\$ 115.00

ADDITIONAL FLUES CAN BE PURCHASED TO EXTEND THE FLUE HEIGHT IF NECESSARY.
 THE FLUES ARE JOINED TOGETHER WITH A DUCT JOINER DLE-2 - DLE-2.

NOTE: ALTERATIONS TO THE STANDARD DIMENSIONS WILL RESULT IN ALTERATIONS TO THE MANUFACTURING PROCESS AND THEREFORE SUBJECT TO
 A QUOTATION.
 PRICES AND SPECIFICATIONS ARE SUBJECT TO CHANGE WITHOUT NOTICE.

PYRAMID	RECOMMENDED	GST	RETAIL
 <p>MODEL AVAILABLE</p>			
PYR 900L-1T (INCLUDING FLUE)	\$ 2727.28	\$ 272.73	\$ 3000.00

THIS MODEL IS AVAILABLE IN STAINLESS STEEL ONLY.
THIS MODEL COMES WITH 1 MOTOR.
THIS MODEL IS TOP DUCTED ONLY.

REMOTE SWITCHING IS NOT AVAILABLE ON THESE MODELS.

NOTE: ALTERATIONS TO THE STANDARD DIMENSIONS WILL RESULT IN ALTERATIONS TO THE MANUFACTURING PROCESS AND THEREFORE SUBJECT TO A QUOTATION.

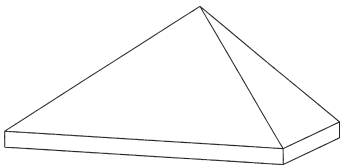
PRICES AND SPECIFICATIONS ARE SUBJECT TO CHANGE WITHOUT NOTICE.

	RECOMMENDED	GST	RETAIL
FLUES AVAILABLE			
DLP-600	\$ 272.73	\$ 27.27	\$ 300.00
DLP-900	\$ 272.73	\$ 27.27	\$ 300.00
DLP-1200	\$ 272.73	\$ 27.27	\$ 300.00
DLP-1500	\$ 272.73	\$ 27.27	\$ 300.00

NOTE: ALTERATIONS TO THE STANDARD DIMENSIONS WILL RESULT IN ALTERATIONS TO THE MANUFACTURING PROCESS AND THEREFORE SUBJECT TO A QUOTATION.

PRICES AND SPECIFICATIONS ARE SUBJECT TO CHANGE WITHOUT NOTICE.

HERITAGE RANGE

PYRAMID	RECOMMENDED	GST	RETAIL
 <p>MODEL AVAILABLE</p>			
PYR 900L-1B	\$ 2500.00	\$ 250.00	\$ 2750.00

THIS MODEL IS AVAILABLE IN STAINLESS STEEL ONLY.

THIS MODEL COMES WITH 1 MOTOR.

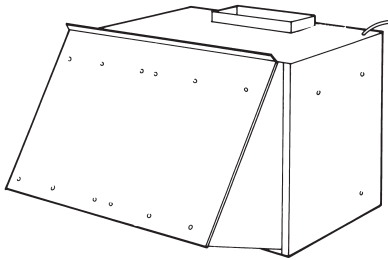
THIS MODEL IS BACK DUCTED ONLY.

REMOTE SWITCHING IS NOT AVAILABLE ON THESE MODELS.

NOTE: ALTERATIONS TO THE STANDARD DIMENSIONS WILL RESULT IN ALTERATIONS TO THE MANUFACTURING PROCESS AND THEREFORE SUBJECT TO A QUOTATION.

PRICES AND SPECIFICATIONS ARE SUBJECT TO CHANGE WITHOUT NOTICE.

EXECUTIVE RANGE

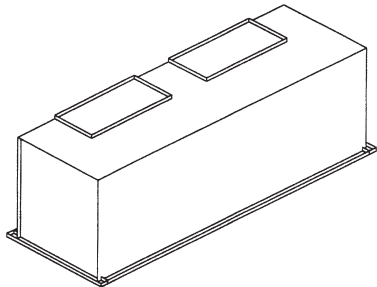
FOLD AWAY	RECOMMENDED	GST	RETAIL
 <p>MODELS AVAILABLE</p>			
	FA 60L-1	\$ 2295.45	\$ 229.55
	FA 90L-1	\$ 2500.00	\$ 250.00
	FA 90L-2	\$ 2954.55	\$ 292.45

THESE MODELS ARE AVAILABLE IN STAINLESS STEEL ONLY.
 THESE MODELS COME WITH 1 OR 2 MOTORS.
 THESE MODELS CAN BE EITHER TOP OR BACK DUCTED. THE DUCT DIRECTION CAN BE CHANGED ON SITE.

REMOTE SWITCHING IS NOT AVAILABLE ON THESE MODELS.

NOTE: ALTERATIONS TO THE STANDARD DIMENSIONS WILL RESULT IN ALTERATIONS TO THE MANUFACTURING PROCESS AND THEREFORE SUBJECT TO A QUOTATION.

PRICES AND SPECIFICATIONS ARE SUBJECT TO CHANGE WITHOUT NOTICE.

CONLEY	RECOMMENDED	GST	RETAIL
 <p>MODELS AVAILABLE</p>			
	CON 60L-1	\$ 1795.45	\$ 179.55
	CON 80L-1	\$ 2045.45	\$ 204.55
	CON 80L-2	\$ 2500.00	\$ 250.00

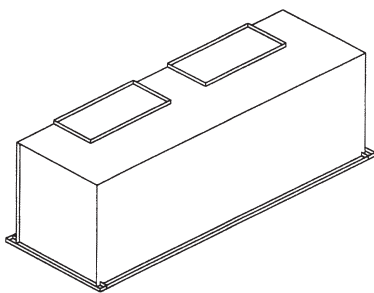
THESE MODELS ARE AVAILABLE IN STAINLESS STEEL ONLY.
 THESE MODELS COME WITH 1 OR 2 MOTORS.
 THESE MODELS CAN BE EITHER TOP OR BACK DUCTED. THE DUCT DIRECTION CAN BE CHANGED ON SITE.

REMOTE SWITCHING IS AVAILABLE ON THESE MODELS FOR AN ADDITIONAL \$75.00 INC GST.

NOTE: ALTERATIONS TO THE STANDARD DIMENSIONS WILL RESULT IN ALTERATIONS TO THE MANUFACTURING PROCESS AND THEREFORE SUBJECT TO A QUOTATION.

PRICES AND SPECIFICATIONS ARE SUBJECT TO CHANGE WITHOUT NOTICE.

EXECUTIVE RANGE

UNDERMOUNT		RECOMMENDED	GST	RETAIL
	MODELS AVAILABLE			
	NDCH 90L-1	\$ 2250.00	\$ 225.00	\$ 2475.00
	NDCH 90L-2	\$ 2681.82	\$ 268.18	\$ 2950.00
	NDCH 100L-2	\$ 2727.27	\$ 272.73	\$ 3000.00
	NDCH 120L-2	\$ 2818.18	\$ 281.82	\$ 3100.00

THESE MODELS ARE AVAILABLE IN STAINLESS STEEL ONLY.

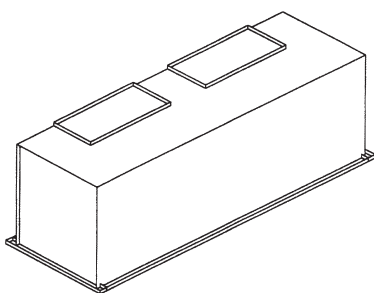
THESE MODELS COME WITH 1 OR 2 MOTORS.

THESE MODELS CAN BE EITHER TOP OR BACK DUCTED. THE DUCT DIRECTION CAN BE CHANGED ON SITE.

REMOTE SWITCHING IS AVAILABLE ON THESE MODELS FOR AN ADDITIONAL \$75.00 INC GST.

NOTE: ALTERATIONS TO THE STANDARD DIMENSIONS WILL RESULT IN ALTERATIONS TO THE MANUFACTURING PROCESS AND THEREFORE SUBJECT TO A QUOTATION.

PRICES AND SPECIFICATIONS ARE SUBJECT TO CHANGE WITHOUT NOTICE.

EATON		RECOMMENDED	GST	RETAIL
	MODELS AVAILABLE			
	ETN 600L-1	\$ 1954.55	\$ 195.45	\$ 2150.00
	ETN 900L-1	\$ 2345.45	\$ 234.55	\$ 2580.00
	ETN 900L-2	\$ 2781.82	\$ 278.18	\$ 3060.00
	ETN 1200L-2	\$ 2954.55	\$ 295.45	\$ 3250.00

THESE MODELS ARE AVAILABLE IN STAINLESS STEEL ONLY.

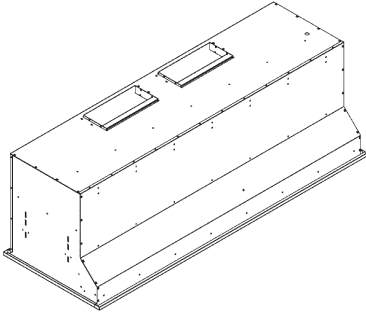
THESE MODELS COME WITH 1 OR 2 MOTORS.

THESE MODELS CAN BE EITHER TOP OR BACK DUCTED. THE DUCT DIRECTION CAN BE CHANGED ON SITE.

REMOTE SWITCHING IS AVAILABLE ON THESE MODELS FOR AN ADDITIONAL \$75.00 INC GST.

NOTE: ALTERATIONS TO THE STANDARD DIMENSIONS WILL RESULT IN ALTERATIONS TO THE MANUFACTURING PROCESS AND THEREFORE SUBJECT TO A QUOTATION.

PRICES AND SPECIFICATIONS ARE SUBJECT TO CHANGE WITHOUT NOTICE.

LISMORE		RECOMMENDED	GST	RETAIL
	MODELS AVAILABLE			
	LIS 500L-1	\$ 1909.09	\$ 190.91	\$ 2100.00
	LIS 800L-1	\$ 2272.73	\$ 227.27	\$ 2500.00
	LIS 800L-2	\$ 2863.64	\$ 286.36	\$ 3150.00
	LIS 900L-2	\$ 2954.55	\$ 295.45	\$ 3250.00
	LIS 1000L-2	\$ 3000.00	\$ 300.00	\$ 3300.00
	LIS 1200L-2	\$ 3250.00	\$ 325.00	\$ 3575.00
	LIS 1200L-3	\$ 3590.91	\$ 359.09	\$ 3950.00
	LIS 1500L-3	\$ 3818.18	\$ 381.82	\$ 4200.00

THESE MODELS ARE AVAILABLE IN STAINLESS STEEL ONLY.


THESE MODELS COME WITH 1, 2 OR 3 MOTORS.

THESE MODELS COME EITHER TOP OR BACK DUCTED, THE DUCT DIRECTION CAN BE CHANGED ON SITE.

REMOTE SWITCHING IS AVAILABLE ON THESE MODELS FOR AN ADDITIONAL \$75.00 INC GST.

NOTE: ALTERATIONS TO THE STANDARD DIMENSIONS WILL RESULT IN ALTERATIONS TO THE MANUFACTURING PROCESS AND THEREFORE SUBJECT TO A QUOTATION.

PRICES AND SPECIFICATIONS ARE SUBJECT TO CHANGE WITHOUT NOTICE.

THERMIDOR	RECOMMENDED	GST	RETAIL
 <p>MODELS AVAILABLE</p>			
TR CT 1200-3	\$ 6045.45	\$ 604.55	\$ 6650.00
TR CT 1500-3	\$ 6318.18	\$ 631.82	\$ 6950.00

THESE MODELS COME IN STAINLESS STEEL ONLY.

THESE MODELS COME WITH 3 MOTORS.

THESE MODELS ARE DESIGNED TO GO INTO A CEILING SPACE SO THAT AN OUTLOOK OR VIEW CAN BE RETAINED. THERE ARE NO LIGHTS ON THESE MODELS.


THESE MODELS COMES EITHER TOP OR BACK DUCTED, THE DUCT DIRECTION CAN BE CHANGED ON SITE.

A FLANGE IS AVAILABLE TO SUIT THE ABOVE MODELS.

THESE MODELS COME REMOTE SWITCHING ONLY.

NOTE: ALTERATIONS TO THE STANDARD DIMENSIONS WILL RESULT IN ALTERATIONS TO THE MANUFACTURING PROCESS AND THEREFORE SUBJECT TO A QUOTATION.

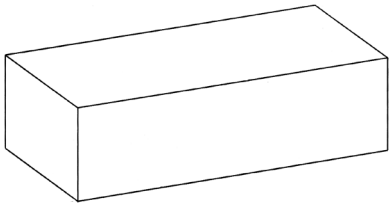
PRICES AND SPECIFICATIONS ARE SUBJECT TO CHANGE WITHOUT NOTICE.

THERMIDOR / LIVERPOOL FLANGE	
 <p>MODELS AVAILABLE</p>	
TR CT / LIV FLANGE 1200	
TR CT / LIV FLANGE 1500	

NOTE: ALTERATIONS TO THE STANDARD DIMENSIONS WILL RESULT IN ALTERATIONS TO THE MANUFACTURING PROCESS AND THEREFORE SUBJECT TO A QUOTATION.

PRICES AND SPECIFICATIONS ARE SUBJECT TO CHANGE WITHOUT NOTICE.

GALLERY RANGE

LIVERPOOL	RECOMMENDED	GST	RETAIL
 <p>MODELS AVAILABLE</p>			
LIV 1200-3	\$ 6177.27	\$ 617.73	\$ 6795.00
LIV 1500-3	\$ 6540.91	\$ 654.09	\$ 7195.00

THESE MODELS COME IN STAINLESS STEEL ONLY.

THESE MODELS COME WITH 3 MOTORS.

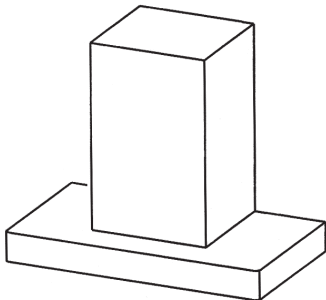
THESE MODELS ARE DESIGNED TO GO INTO A CEILING SPACE SO THAT AN OUTLOOK OR VIEW CAN BE RETAINED. THERE ARE NO LIGHTS ON THESE MODELS.

THESE MODELS COMES EITHER TOP OR BACK DUCTED, THE DUCT DIRECTION CAN BE CHANGED ON SITE. A FLANGE IS AVAILABLE TO SUIT THE ABOVE MODELS.

THESE MODELS COME REMOTE SWITCHING ONLY.

NOTE: ALTERATIONS TO THE STANDARD DIMENSIONS WILL RESULT IN ALTERATIONS TO THE MANUFACTURING PROCESS AND THEREFORE SUBJECT TO A QUOTATION.

PRICES AND SPECIFICATIONS ARE SUBJECT TO CHANGE WITHOUT NOTICE.

STATESMAN	RECOMMENDED	GST	RETAIL
 <p>MODELS AVAILABLE</p>			
STA 900L-1	\$ 3250.00	\$ 325.00	\$ 3575.00
STA 900L-2	\$ 3613.64	\$ 361.36	\$ 3975.00
STA 1200L-2	\$ 4659.09	\$ 465.91	\$ 5125.00

THESE MODELS ARE AVAILABLE IN STAINLESS STEEL OR COATED COLOURS.

THESE MODELS COME WITH 1 OR 2 MOTORS.

THESE MODELS COME TOP DUCTED WITH BACK DUCTED CONVERSION KIT.

THE MINIMUM STANDARD HEIGHT FOR SINGLE MOTOR IS 415MM.

THE MINIMUM STANDARD HEIGHT FOR A TWIN MOTOR IS 740MM.

THE MAXIMUM STANDARD HEIGHT IS 1550MM.

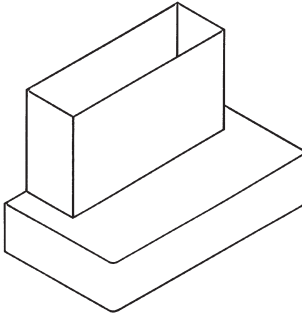
REMOTE SWITCHING IS NOT AVAILABLE ON THESE MODELS.

STANDARD COATED COLOURS ARE AN ADDITIONAL
\$800.00 INC GST

NOTE: ALTERATIONS TO THE STANDARD DIMENSIONS WILL RESULT IN ALTERATIONS TO THE MANUFACTURING PROCESS AND THEREFORE SUBJECT TO A QUOTATION.

PRICES AND SPECIFICATIONS ARE SUBJECT TO CHANGE WITHOUT NOTICE.

FEDERATION RANGE

MAITLAND	RECOMMENDED	GST	RETAIL
			
	MODELS AVAILABLE		
	SMF 1200L-2	\$ 3909.09	\$ 390.91
	SMF 1200L-3	\$ 4454.55	\$ 445.45
	SMF 1500L-3	\$ 4795.45	\$ 479.55
	SMF 1800L-3	\$ 5068.18	\$ 506.82

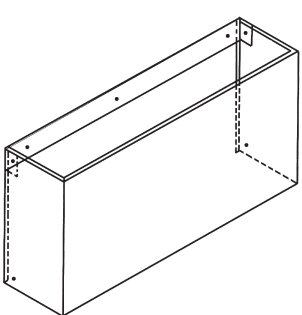
THESE MODELS ARE AVAILABLE IN STAINLESS STEEL OR COATED COLOURS.
 THESE MODELS COME WITH 1, 2 OR 3 MOTORS.
 THESE MODELS COME EITHER TOP OR BACK DUCTED, THE DUCT DIRECTION CAN BE CHANGED ON SITE.
 THE STANDARD HEIGHT OF THESE MODELS IS 450MM.

REMOTE SWITCHING IS NOT AVAILABLE ON THESE MODELS.

STANDARD COATED COLOURS ARE AN ADDITIONAL
 \$800.00 INC GST

NOTE: ALTERATIONS TO THE STANDARD DIMENSIONS WILL RESULT IN ALTERATIONS TO THE MANUFACTURING PROCESS AND THEREFORE SUBJECT TO
 A QUOTATION.

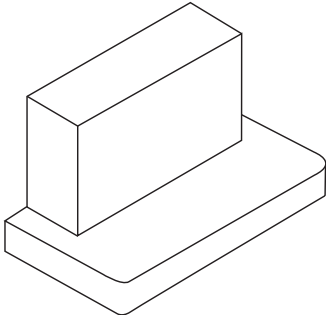
PRICES AND SPECIFICATIONS ARE SUBJECT TO CHANGE WITHOUT NOTICE.

SHROUD FOR MAITLAND	RECOMMENDED	GST	RETAIL
			
	MODEL AVAILABLE		
	SMF SHROUD	\$ 631.82	\$ 63.18

SHROUD IS AVAILABLE IN STAINLESS STEEL OR COATED COLOURS.
 THE MINIMUM STANDARD HEIGHT FOR THIS MODELS IS 300MM THE MAXIMUM STANDARD HEIGHT
 IS 1450MM.

NOTE: ALTERATIONS TO THE STANDARD DIMENSIONS WILL RESULT IN ALTERATIONS TO THE MANUFACTURING PROCESS AND THEREFORE SUBJECT TO
 A QUOTATION.

PRICES AND SPECIFICATIONS ARE SUBJECT TO CHANGE WITHOUT NOTICE.

COMPACT	RECOMMENDED	GST	RETAIL
 <p>MODELS AVAILABLE</p>			
CM 600L-1	\$ 2500.00	\$ 250.00	\$ 2750.00
CM 900L-2	\$ 3113.64	\$ 311.36	\$ 3425.00
CM 1000L-2	\$ 3295.45	\$ 329.55	\$ 3625.00

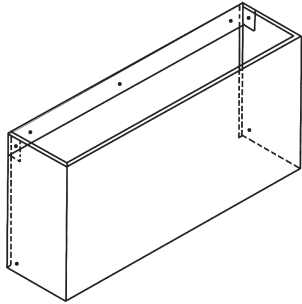
THESE MODELS ARE AVAILABLE IN STAINLESS STEEL OR COATED COLOURS.
 THESE MODELS COME WITH 1 OR 2 MOTORS.
 THESE MODELS COME EITHER TOP OR BACK DUCTED, THE DUCT DIRECTION CAN BE CHANGED ON SITE.
 THE STANDARD HEIGHT OF THESE MODELS IS 415MM.

REMOTE SWITCHING IS NOT AVAILABLE ON THESE MODELS GST.

STANDARD COATED COLOURS ARE AN ADDITIONAL
 \$800.00 INC GST

NOTE: ALTERATIONS TO THE STANDARD DIMENSIONS WILL RESULT IN ALTERATIONS TO THE MANUFACTURING PROCESS AND THEREFORE SUBJECT TO
 A QUOTATION.

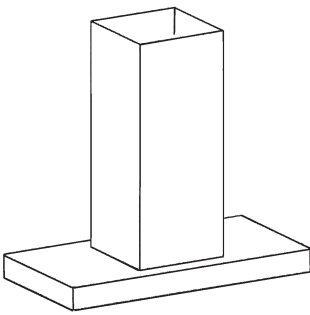
PRICES AND SPECIFICATIONS ARE SUBJECT TO CHANGE WITHOUT NOTICE.

SHROUD FOR COMPACT	RECOMMENDED	GST	RETAIL
 <p>MODEL AVAILABLE</p>			
CM SHROUD	\$ 631.82	\$ 63.18	\$ 695.00

SHROUD IS AVAILABLE IN STAINLESS STEEL OR COATED COLOURS.
 THE MINIMUM STANDARD HEIGHT FOR THIS MODELS IS 335MM THE MAXIMUM STANDARD HEIGHT IS
 1450MM.

NOTE: ALTERATIONS TO THE STANDARD DIMENSIONS WILL RESULT IN ALTERATIONS TO THE MANUFACTURING PROCESS AND THEREFORE SUBJECT TO
 A QUOTATION.

PRICES AND SPECIFICATIONS ARE SUBJECT TO CHANGE WITHOUT NOTICE.

PRESIDENT	RECOMMENDED	GST	RETAIL
 <p>MODELS AVAILABLE</p>			
	PRE 1000L-2	\$ 5540.91	\$ 554.09
	PRE 1200L-2	\$ 5813.64	\$ 581.36
	PRE 1500L-3	\$ 6068.18	\$ 606.82
	PRE 1800L-3	\$ 6359.09	\$ 635.91

THESE MODELS ARE AVAILABLE IN STAINLESS STEEL OR COATED COLOURS.
 THESE MODELS COMES WITH 2 OR 3 MOTORS.
 THESE MODELS ARE SUITABLE FOR COOKTOPS SET INTO ISLAND BENCHES.

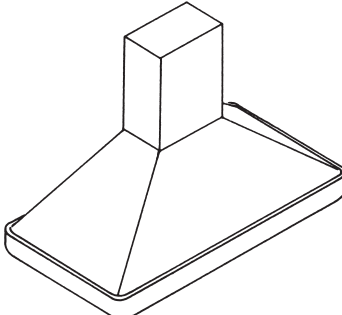
THE MINIMUM STANDARD HEIGHT FOR THESE MODELS IS 550MM THE MAXIMUM STANDARD HEIGHT IS 1600MM.

REMOTE SWITCHING IS NOT AVAILABLE ON THESE MODELS.

STANDARD COATED COLOURS ARE AN ADDITIONAL
 \$800.00 INC GST

NOTE: ALTERATIONS TO THE STANDARD DIMENSIONS WILL RESULT IN ALTERATIONS TO THE MANUFACTURING PROCESS AND THEREFORE SUBJECT TO A QUOTATION.

PRICES AND SPECIFICATIONS ARE SUBJECT TO CHANGE WITHOUT NOTICE.

4 FLARE	RECOMMENDED	GST	RETAIL
 <p>MODELS AVAILABLE</p>			
	4F 1000L-2	\$ 4477.27	\$ 447.73
	4F 1200L-2	\$ 5068.18	\$ 506.82

THESE MODELS ARE AVAILABLE IN STAINLESS STEEL OR COATED COLOURS.
 THESE MODELS ARE SUITABLE FOR COOKTOPS SET INTO ISLAND BENCHES.
 THESE MODELS COME WITH 2 MOTORS.

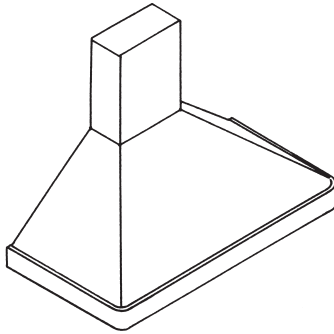
THE MINIMUM STANDARD HEIGHT FOR THESE MODELS IS 480MM THE MAXIMUM STANDARD HEIGHT IS 1660MM.

REMOTE SWITCHING IS NOT AVAILABLE ON THESE MODELS.

STANDARD COATED COLOURS ARE AN ADDITIONAL
 \$800.00 INC GST

NOTE: ALTERATIONS TO THE STANDARD DIMENSIONS WILL RESULT IN ALTERATIONS TO THE MANUFACTURING PROCESS AND THEREFORE SUBJECT TO A QUOTATION.

PRICES AND SPECIFICATIONS ARE SUBJECT TO CHANGE WITHOUT NOTICE.

3 FLARE	RECOMMENDED	GST	RETAIL								
 <p>MODELS AVAILABLE</p> <table> <tr> <td>3F 900L-2 (INCLUDING FLUE)</td><td>\$ 3000.00</td><td>\$ 300.00</td><td>\$ 3300.00</td></tr> <tr> <td>3F 1200L-2 (INCLUDING FLUE)</td><td>\$ 3181.82</td><td>\$ 318.18</td><td>\$ 3500.00</td></tr> </table>	3F 900L-2 (INCLUDING FLUE)	\$ 3000.00	\$ 300.00	\$ 3300.00	3F 1200L-2 (INCLUDING FLUE)	\$ 3181.82	\$ 318.18	\$ 3500.00			
3F 900L-2 (INCLUDING FLUE)	\$ 3000.00	\$ 300.00	\$ 3300.00								
3F 1200L-2 (INCLUDING FLUE)	\$ 3181.82	\$ 318.18	\$ 3500.00								

THESE MODELS ARE AVAILABLE IN STAINLESS STEEL OR COATED COLOURS.
THESE MODELS CAN BE EITHER TOP OR BACK DUCTED.
THESE MODELS COME WITH 2 MOTORS.

REMOTE SWITCHING IS NOT AVAILABLE ON THESE MODELS.


STANDARD COATED COLOURS ARE AN ADDITIONAL
\$800.00 INC GST

EG...
FLOOR TO CEILING 2900
BENCH HEIGHT 900
2000
BENCH TO RANGEHOOD 750
1250
RANGEHOOD HEIGHT 480
770
FLUE REQUIRED 3F900/9F OR 3F1200/9F

NOTE: ALTERATIONS TO THE STANDARD DIMENSIONS WILL RESULT IN ALTERATIONS TO THE MANUFACTURING PROCESS AND
THEREFORE SUBJECT TO A QUOTATION.
PRICES AND SPECIFICATIONS ARE SUBJECT TO CHANGE WITHOUT NOTICE.

	RECOMMENDED	GST	RETAIL
FLUES AVAILABLE			
TO SUIT 3F900L-2			
3F900/6F	\$ 340.90	\$ 34.10	\$ 375.00
3F900/9F	\$ 340.90	\$ 34.10	\$ 375.00
3F900/12F	\$ 340.90	\$ 34.10	\$ 375.00
TO SUIT 3F1200L-2			
3F1200/6F	\$ 340.90	\$ 34.10	\$ 375.00
3F1200/9F	\$ 340.90	\$ 34.10	\$ 375.00
3F1200/12F	\$ 340.90	\$ 34.10	\$ 375.00

NOTE: ALTERATIONS TO THE STANDARD DIMENSIONS WILL RESULT IN ALTERATIONS TO THE MANUFACTURING PROCESS AND
THEREFORE SUBJECT TO A QUOTATION.
PRICES AND SPECIFICATIONS ARE SUBJECT TO CHANGE WITHOUT NOTICE.

ALBANY	RECOMMENDED	GST	RETAIL
 <p>MODELS AVAILABLE</p>			
D 400L-1	\$ 4181.82	\$ 418.18	\$ 4600.00
D 500L-2	\$ 5000.00	\$ 500.00	\$ 5500.00

THESE MODELS ARE AVAILABLE IN STAINLESS STEEL OR COATED COLOURS.

THESE MODELS COME WITH 1 OR 2 MOTORS.

IF THIS RANGEHOOD IS USED AS A STAND ALONE UNIT OR AGAINST A WALL THE SEAM WILL FACE TOWARDS THE REAR. IF THIS RANGEHOOD IN MULTIPLE CONFIGURATIONS IN AN ISLAND SITUATION THE SEAM WILL BE FACED TOWARDS EACH OTHER, WHERE POSSIBLE.

THESE MODELS COME TOP DUCTED ONLY.

THE MINIMUM STANDARD HEIGHT FOR D 400L – 550MM

THE MINIMUM STANDARD HEIGHT FOR D 500L – 650MM


THE MAXIMUM STANDARD HEIGHT FOR THESE MODELS IS 1500MM

REMOTE SWITCHING IS NOT AVAILABLE ON THESE MODELS.

STANDARD COATED COLOURS ARE AN ADDITIONAL
\$800.00 INC GST

NOTE: ALTERATIONS TO THE STANDARD DIMENSIONS WILL RESULT IN ALTERATIONS TO THE MANUFACTURING PROCESS AND THEREFORE SUBJECT TO A QUOTATION.

PRICES AND SPECIFICATIONS ARE SUBJECT TO CHANGE WITHOUT NOTICE.

WINTON	RECOMMENDED	GST	RETAIL
 <p>MODEL AVAILABLE</p>			
SQ 450L-2	\$ 4409.09	\$ 440.91	\$ 4850.00

THIS MODELS COMES IN STAINLESS STEEL OR COATED COLOURS.

THIS MODELS COMES WITH 2 MOTORS.

THIS MODELS COMES TOP DUCTED ONLY.

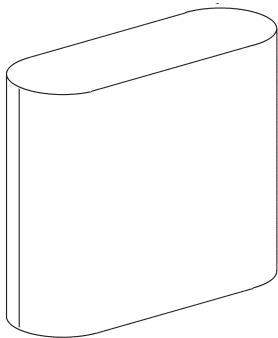
THE MINIMUM STANDARD HEIGHT FOR THIS MODEL IS 550MM THE MAXIMUM STANDARD HEIGHT IS 1400MM.

REMOTE SWITCHING IS NOT AVAILABLE ON THESE MODELS.

STANDARD COATED COLOURS ARE AN ADDITIONAL
\$800.00 INC GST

NOTE: ALTERATIONS TO THE STANDARD DIMENSIONS WILL RESULT IN ALTERATIONS TO THE MANUFACTURING PROCESS AND THEREFORE SUBJECT TO A QUOTATION.

PRICES AND SPECIFICATIONS ARE SUBJECT TO CHANGE WITHOUT NOTICE.

STADIUM	RECOMMENDED	GST	RETAIL
 <p>MODEL AVAILABLE</p> <p>STM 1300L-2</p>			
	\$ 1 1 1 3 6.36	\$ 1 1 1 3.64	\$ 1 2 2 5 0.00

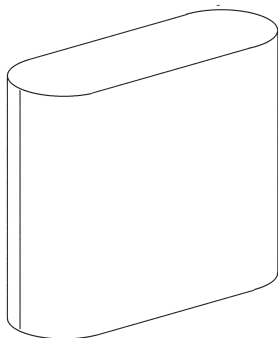
THIS MODEL COMES IN STAINLESS STEEL OR COATED COLOURS.
 THIS MODEL COMES WITH 2 MOTORS
 THIS MODEL COMES TOP DUCTED ONLY, HOWEVER IS DESIGNED TO BE AGAINST A WALL.
 THE MINIMUM STANDARD HEIGHT FOR THIS MODEL IS 500MM AND THE MAXIMUM STANDARD HEIGHT IS 1450MM

REMOTE SWITCHING IS NOT AVAILABLE ON THESE MODELS.

STANDARD COATED COLOURS ARE AN ADDITIONAL
 \$800.00 INC GST

NOTE: ALTERATIONS TO THE STANDARD DIMENSIONS WILL RESULT IN ALTERATIONS TO THE MANUFACTURING PROCESS AND THEREFORE SUBJECT TO A QUOTATION.

PRICES AND SPECIFICATIONS ARE SUBJECT TO CHANGE WITHOUT NOTICE.

STADIUM ISLAND	RECOMMENDED	GST	RETAIL
 <p>MODEL AVAILABLE</p> <p>STMI 1500L-3</p>			
	\$ 1 3 8 1 8.18	\$ 1 3 8 1.82	\$ 1 5 2 0 0.00

THIS MODEL COMES IN STAINLESS STEEL OR COATED COLOURS.
 THIS MODEL COMES WITH 3 MOTORS
 THIS MODEL IS SUITABLE FOR COOKTOPS SET IN ISLAND BENCHES.
 THE MINIMUM STANDARD HEIGHT FOR THIS MODEL IS 500MM AND THE MAXIMUM STANDARD HEIGHT IS 1450MM

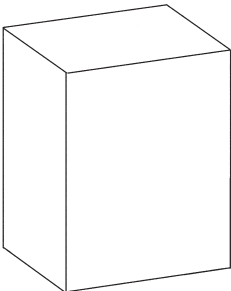
REMOTE SWITCHING IS NOT AVAILABLE ON THESE MODELS.

STANDARD COATED COLOURS ARE AN ADDITIONAL
 \$800.00 INC GST

NOTE: ALTERATIONS TO THE STANDARD DIMENSIONS WILL RESULT IN ALTERATIONS TO THE MANUFACTURING PROCESS AND THEREFORE SUBJECT TO A QUOTATION.

PRICES AND SPECIFICATIONS ARE SUBJECT TO CHANGE WITHOUT NOTICE.

ARGYLE RANGE

BENTON		RECOMMENDED	GST	RETAIL
	MODELS AVAILABLE			
	BRH 900L-2	\$ 6272.73	\$ 627.27	\$ 6900.00
	BRH 1000L-2	\$ 6454.55	\$ 645.45	\$ 7100.00
	BRH 1200L-2	\$ 6590.91	\$ 659.09	\$ 7250.00

THESE MODELS ARE AVAILABLE IN STAINLESS STEEL OR COATED COLOURS.
 THESE MODELS COME WITH EITHER 1 OR 2 MOTORS.
 THESE MODELS CAN BE EITHER TOP OR BACK DUCTED.

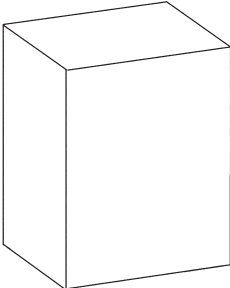
THE MINIMUM STANDARD HEIGHT FOR THESE MODELS IS 400MM THE MAXIMUM STANDARD HEIGHT IS 1450MM.

REMOTE SWITCHING IS NOT AVAILABLE ON THESE MODELS.

STANDARD COATED COLOURS ARE AN ADDITIONAL
 \$800.00 INC GST

NOTE: ALTERATIONS TO THE STANDARD DIMENSIONS WILL RESULT IN ALTERATIONS TO THE MANUFACTURING PROCESS AND THEREFORE SUBJECT TO A QUOTATION.

PRICES AND SPECIFICATIONS ARE SUBJECT TO CHANGE WITHOUT NOTICE.

BURDETT		RECOMMENDED	GST	RETAIL
	MODELS AVAILABLE			
	BUR 1000L-2	\$ 6590.91	\$ 659.09	\$ 7250.00
	BUR 1200L-2	\$ 6772.73	\$ 677.27	\$ 7450.00
	BUR 1200L-3	\$ 7727.27	\$ 772.73	\$ 8500.00
	BUR 1500L-3	\$ 7954.55	\$ 795.45	\$ 8750.00

THESE MODELS ARE AVAILABLE IN STAINLESS STEEL OR COATED COLOURS.
 THESE MODELS COME WITH EITHER 2 OR 3 MOTORS.
 THESE MODELS ARE SUITABLE FOR COOKTOPS SET INTO ISLAND BENCHES.

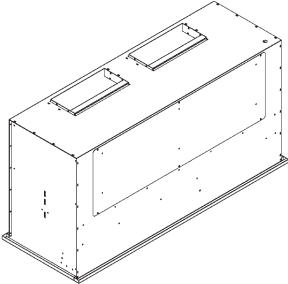
THE MINIMUM STANDARD HEIGHT FOR THESE MODELS IS 400MM THE MAXIMUM STANDARD HEIGHT IS 1450MM.

REMOTE SWITCHING IS NOT AVAILABLE ON THESE MODELS.

STANDARD COATED COLOURS ARE AN ADDITIONAL
 \$800.00 INC GST

NOTE: ALTERATIONS TO THE STANDARD DIMENSIONS WILL RESULT IN ALTERATIONS TO THE MANUFACTURING PROCESS AND THEREFORE SUBJECT TO A QUOTATION.

PRICES AND SPECIFICATIONS ARE SUBJECT TO CHANGE WITHOUT NOTICE.

WESTMORE		RECOMMENDED	GST	RETAIL
	MODELS AVAILABLE			
	WES 60L-1	\$ 2086.36	\$ 208.64	\$ 2295.00
	WES 80L-2	\$ 2904.55	\$ 290.45	\$ 3195.00
	WES 90L-2	\$ 3013.64	\$ 301.36	\$ 3315.00
	WES 100L-2	\$ 3031.82	\$ 303.18	\$ 3335.00
	WES 120L-2	\$ 3904.55	\$ 390.45	\$ 4295.00

THESE MODELS ARE AVAILABLE IN STAINLESS STEEL ONLY.

THESE MODELS COME WITH 1 OR 2 MOTORS.

THESE MODELS COME EITHER TOP OR BACK DUCTED, THE DUCT DIRECTION CAN BE CHANGED ON SITE.

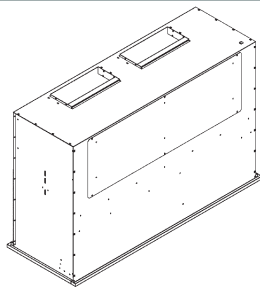
REMOTE SWITCHING IS AVAILABLE ON THESE MODELS FOR AN ADDITIONAL \$75.00 INC GST.

NOTE: ALTERATIONS TO THE STANDARD DIMENSIONS WILL RESULT IN ALTERATIONS TO THE MANUFACTURING PROCESS AND THEREFORE SUBJECT TO A QUOTATION.

PRICES AND SPECIFICATIONS ARE SUBJECT TO CHANGE WITHOUT NOTICE.

FLINDERS RANGE

EASTMORE



MODELS AVAILABLE

	RECOMMENDED	GST	RETAIL
EAS 60L-1	\$ 2086.36	\$ 208.64	\$ 2295.00
EAS 80L-2	\$ 2904.55	\$ 290.45	\$ 3195.00
EAS 90L-2	\$ 3013.64	\$ 301.36	\$ 3315.00
EAS 100L-2	\$ 3031.82	\$ 303.18	\$ 3335.00
EAS 120L-2	\$ 3904.55	\$ 390.45	\$ 4295.00

THESE MODELS ARE AVAILABLE IN STAINLESS STEEL ONLY.

THESE MODELS COME WITH 1 OR 2 MOTORS.

THESE MODELS COME EITHER TOP OR BACK DUCTED, THE DUCT DIRECTION CAN BE CHANGED ON SITE.

REMOTE SWITCHING IS AVAILABLE ON THESE MODELS FOR AN ADDITIONAL \$75.00 INC GST.

NOTE: ALTERATIONS TO THE STANDARD DIMENSIONS WILL RESULT IN ALTERATIONS TO THE MANUFACTURING PROCESS AND THEREFORE SUBJECT TO A QUOTATION.

PRICES AND SPECIFICATIONS ARE SUBJECT TO CHANGE WITHOUT NOTICE.

DUCTING					
NO.	CODE	DESCRIPTION	RECOMMENDED	GST	RETAIL
	RHF	RANGEHOOD FILTER	\$ 95.45	\$ 9.55	\$ 105.00
	DJS-1	DUCT JOINING STRAP TO SUIT DL-1 DUCTING	\$ 15.00	\$ 1.50	\$ 16.50
	DJS-2	DUCT JOINING STRAP TO SUIT DL-2 DUCTING	\$ 15.00	\$ 1.50	\$ 16.50
	DJS-250	DUCT JOINING STRAP TO SUIT DL-250 DUCTING	\$ 15.00	\$ 1.50	\$ 16.50
	DJS-3	DUCT JOINING STRAP TO SUIT DL-3 DUCTING	\$ 15.00	\$ 1.50	\$ 16.50



QASAIR®
RANGEHOODS

VENTILATION SYSTEMS

SINGLE MOTOR

Effective 1st August 2022

DUCTING					
NO.	CODE	DESCRIPTION	RECOMMENDED	GST	RETAIL
101	DL-1	SINGLE MOTOR DUCT LENGTH 1200MM	\$ 109.09	\$ 10.91	\$ 120.00
101	DL-1 CB	SINGLE MOTOR DUCT LENGTH 1200MM COLOURBOND	\$ 181.82	\$ 18.18	\$ 200.00
101	DL-1 PC	SINGLE MOTOR DUCT LENGTH 1200MM POWDERKOTE	\$ 200.00	\$ 20.00	\$ 220.00
101	DL-1 SS	SINGLE MOTOR DUCT LENGTH 1200MM STAINLESS STEEL	\$ 290.91	\$ 29.09	\$ 320.00
102	DL-1 A	SINGLE MOTOR DUCT LENGTH 300MM	\$ 77.27	\$ 7.73	\$ 85.00
103	DL-1 E	SINGLE MOTOR DUCT LENGTH EXTENSION	\$ 136.36	\$ 13.64	\$ 150.00
104	HB-1	HORIZONTAL BEND SINGLE MOTOR 90°	\$ 86.36	\$ 8.64	\$ 95.00
105	HB-1/45	HORIZONTAL BEND SINGLE MOTOR 45°	\$ 86.36	\$ 8.64	\$ 95.00
106	DD-1 H-L	DUCT DIRECTOR SINGLE MOTOR HORIZONTAL LEFT	\$ 190.91	\$ 19.09	\$ 210.00
107	DD-1 H-R	DUCT DIRECTOR SINGLE MOTOR HORIZONTAL RIGHT	\$ 190.91	\$ 19.09	\$ 210.00
108	BD/WV-H-1	BACK DRAFT WALL VENT SINGLE MOTOR HORIZONTAL	\$ 159.09	\$ 15.91	\$ 175.00
108	BD/WV-H-1 SS	BACK DRAFT WALL VENT SINGLE MOTOR HORIZONTAL 445M2 STAINLESS STEEL	\$ 277.27	\$ 27.73	\$ 305.00
109	WVC-H-1	WALL VENT COVER SINGLE MOTOR HORIZONTAL	\$ 86.36	\$ 8.64	\$ 95.00
109	WVC-H-1 SS	WALL VENT COVER SINGLE MOTOR HORIZONTAL 445M2 STAINLESS STEEL	\$ 177.27	\$ 17.73	\$ 195.00
110	BD/WV/K-H-1	BACK DRAFT WALL VENT & COVER SINGLE MOTOR HORIZONTAL - KIT ASSEMBLED AS ONE PIECE	\$ 218.18	\$ 21.82	\$ 240.00
110	BD/WV/K-H-1 SS	BACK DRAFT WALL VENT & COVER SINGLE MOTOR HORIZONTAL STAINLESS STEEL - KIT ASSEMBLED AS ONE PIECE	\$ 454.55	\$ 45.45	\$ 500.00
111	VB-1	VERTICAL BEND SINGLE MOTOR 90°	\$ 86.36	\$ 8.64	\$ 95.00
112	VB-1/45	VERTICAL BEND SINGLE MOTOR 45°	\$ 86.36	\$ 8.64	\$ 95.00
113	BD/WV-V-1	BACK DRAFT WALL VENT SINGLE MOTOR VERTICAL	\$ 159.09	\$ 15.91	\$ 175.00
113	BD/WV-V-1 SS	BACK DRAFT WALL VENT SINGLE MOTOR VERTICAL 445M2 STAINLESS STEEL	\$ 277.27	\$ 27.73	\$ 305.00
114	WVC-V-1	WALL VENT COVER SINGLE MOTOR VERTICAL	\$ 86.36	\$ 8.64	\$ 95.00
114	WVC-V-1 SS	WALL VENT COVER SINGLE MOTOR VERTICAL 445M2 STAINLESS STEEL	\$ 177.27	\$ 17.73	\$ 195.00
115	EV/DL-1	EAVE VENT TO SUIT DL-1	\$ 150.00	\$ 15.00	\$ 165.00
116	BD-6/7/9-WV-R/R	BACK DRAFT WALL VENT REAR REGISTER KIT TO SUIT 6/7/900H	\$ 200.00	\$ 20.00	\$ 220.00
117	WVC-6/7/9H-R/R	WALL VENT COVER TO SUIT REAR REGISTER KIT FOR 6/7/900H	\$ 86.36	\$ 8.64	\$ 95.00
118	BD/RC-1	BACK DRAFT ROOF COWL SINGLE MOTOR	\$ 172.73	\$ 17.27	\$ 190.00
118	BD/RC-1 PC	BACK DRAFT ROOF COWL SINGLE MOTOR POWDERKOTE	\$ 263.64	\$ 26.36	\$ 290.00

PRICES AND SPECIFICATIONS ARE SUBJECT TO CHANGE WITHOUT NOTICE.

CONDARI
PTY. LTD.

668-670 Smith Street, Clifton Hill VIC 3068
ABN 51 056 577 765

CB - COLOURBOND
PC - POWDERKOTE
SS - STAINLESS STEEL

EMAIL: **Head Office/VIC** sales@qasair.com.au • **Tel** 1300 360 563 • **NSW/ACT** salesnsw@qasair.com.au
• **WA** saleswa@qasair.com.au • **TAS** sales@qasair.com.au • **QLD** salesqld@qasair.com.au • **SA/NT** salessa@qasair.com.au

SINGLE MOTOR

NO.	CODE	DESCRIPTION	RECOMMENDED	GST	RETAIL
118	BD/RC-1 SS	BACK DRAFT ROOF COWL SINGLE MOTOR 445M2 STAINLESS STEEL	\$ 354.55	\$ 35.45	\$ 390.00
119	CD-920	CAVITY DUCT EXTENDIBLE	\$ 213.64	\$ 21.36	\$ 235.00
120	CD-920 TO DL-1	CAVITY DUCT TO DL-1	\$ 104.55	\$ 10.45	\$ 115.00
121	TT-1	TWISTED TRANSITION SINGLE MOTOR	\$ 131.82	\$ 13.18	\$ 145.00
122	TR-1	SINGLE MOTOR TRANSITION DL-1 TO 200Ø	\$ 131.82	\$ 13.18	\$ 145.00
123	DR-200	DUCT LENGTH 200Ø	\$ 109.09	\$ 10.91	\$ 120.00
123	DR-200 CB	DUCT LENGTH 200Ø COLOURBOND	\$ 181.82	\$ 18.18	\$ 200.00
123	DR-200 PC	DUCT LENGTH 200Ø POWDERKOTE	\$ 200.00	\$ 20.00	\$ 220.00
123	DR-200 SS	DUCT LENGTH 200Ø STAINLESS STEEL	\$ 290.91	\$ 29.09	\$ 320.00
124	DR-200/45	200Ø BEND 45°	\$ 113.64	\$ 11.36	\$ 125.00
125	DR-200/90	200Ø BEND 90°	\$ 113.64	\$ 11.36	\$ 125.00
126	CH-200	CHAIRMAN'S HAT 200Ø	\$ 231.82	\$ 23.18	\$ 255.00
126	CH-200 CB	CHAIRMAN'S HAT 200Ø COLOURBOND	\$ 304.55	\$ 30.45	\$ 335.00
126	CH-200 PC	CHAIRMAN'S HAT 200Ø POWDERKOTE	\$ 322.73	\$ 32.27	\$ 355.00
126	CH-200 SS	CHAIRMAN'S HAT 200Ø STAINLESS STEEL	\$ 413.64	\$ 41.36	\$ 455.00
127	BD/SQ-RC 200	BACK DRAFT ROOF COWL SINGLE MOTOR 200Ø	\$ 313.64	\$ 31.36	\$ 345.00
127	BD/SQ-RC 200PC	BACK DRAFT ROOF COWL SINGLE MOTOR 200Ø POWDERKOTE	\$ 404.55	\$ 40.45	\$ 445.00
127	BD/SQ-RC 200SS	BACK DRAFT ROOF COWL SINGLE MOTOR 200Ø STAINLESS STEEL	\$ 495.45	\$ 49.55	\$ 545.00
128	BD/WV-200	BACK DRAFT WALL VENT TO SUIT 200Ø	\$ 186.36	\$ 18.64	\$ 205.00
128	BD/WV-200 SS	BACK DRAFT WALL VENT TO SUIT 200Ø STAINLESS STEEL	\$ 368.18	\$ 36.82	\$ 405.00
129	WVC-200	WALL VENT COVER TO SUIT SINGLE MOTOR 200Ø	\$ 100.00	\$ 10.00	\$ 110.00
129	WVC-200 SS	WALL VENT COVER TO SUIT SINGLE MOTOR 200Ø 445M2 STAINLESS STEEL	\$ 190.91	\$ 19.09	\$ 210.00
130	BD/D-1	BACK DRAFT DAMPER SINGLE MOTOR DL-1	\$ 86.36	\$ 8.64	\$ 95.00
131	BD/D 200	BACK DRAFT DAMPER SINGLE MOTOR 200Ø	\$ 86.36	\$ 8.64	\$ 95.00
132	DLE-DLE	DUCT JOINER SINGLE MOTOR	\$ 86.36	\$ 8.64	\$ 95.00
133	DLE-S/S CAP	STAINLESS STEEL FLUE CAP TO SUIT DLE	\$ 68.18	\$ 6.82	\$ 75.00
134	CF 6/7/900H	CEILING FLANGE TO SUIT 6/7/900H	\$ 68.18	\$ 6.82	\$ 75.00
135	6/7/900H-SC	SPIGGOT CAP TO SUIT 6/7/900H	\$ 68.18	\$ 6.82	\$ 75.00

CB - COLOURBOND
PC - POWDERKOTE
SS - STAINLESS STEEL

PRICES AND SPECIFICATIONS ARE SUBJECT TO CHANGE WITHOUT NOTICE.

TWIN MOTOR

NO.	CODE	DESCRIPTION	RECOMMENDED	GST	RETAIL
201	TMT-2	TWIN MOTOR TRANSITION TO DL-2	\$ 231.82	\$ 23.18	\$ 255.00
202	TMT-2 L/R	TWIN MOTOR TRANSITION OFFSET LEFT OR RIGHT TO DL-2	\$ 231.82	\$ 23.18	\$ 255.00
203	DL-2	TWIN MOTOR DUCT LENGTH 1200MM	\$ 136.36	\$ 13.64	\$ 150.00
203	DL-2 CB	TWIN MOTOR DUCT LENGTH 1200MM COLOURBOND	\$ 209.09	\$ 20.91	\$ 230.00
203	DL-2 PC	TWIN MOTOR DUCT LENGTH 1200MM POWDERKOTE	\$ 227.27	\$ 22.73	\$ 250.00
203	DL-2 SS	TWIN MOTOR DUCT LENGTH 1200MM STAINLESS STEEL	\$ 318.18	\$ 31.82	\$ 350.00
204	HB-2	HORIZONTAL BEND TWIN MOTOR 90°	\$ 131.82	\$ 13.18	\$ 145.00
205	HB-2/45	HORIZONTAL BEND TWIN MOTOR 45°	\$ 131.82	\$ 13.18	\$ 145.00
206	DD-2H-L	DUCT DIRECTOR TWIN MOTOR HORIZONTAL LEFT	\$ 400.00	\$ 40.00	\$ 440.00
207	DD-2H-R	DUCT DIRECTOR TWIN MOTOR HORIZONTAL RIGHT	\$ 400.00	\$ 40.00	\$ 440.00
208	BD/WV-H-2	BACK DRAFT WALL VENT TWIN MOTOR HORIZONTAL	\$ 168.18	\$ 16.82	\$ 185.00
208	BD/WV-H-2 SS	BACK DRAFT WALL VENT TWIN MOTOR HORIZONTAL 445M2 STAINLESS STEEL	\$ 286.36	\$ 28.64	\$ 315.00
209	WVC-H-2	WALL VENT COVER TWIN MOTOR HORIZONTAL	\$ 131.82	\$ 13.18	\$ 145.00
209	WVC-H-2 SS	WALL VENT COVER TWIN MOTOR HORIZONTAL 445M2 STAINLESS STEEL	\$ 222.73	\$ 22.27	\$ 245.00
210	BD/WV/K-H-2	TWO SINGLE MOTOR BACK DRAFT WALL VENT HORIZONTAL WITH TELESCOPIC LENGTH & COVER - KIT ASSEMBLED AS ONE PIECE	\$ 418.18	\$ 41.82	\$ 460.00
210	BD/WV/K-H-2 SS	TWO SINGLE MOTOR BACK DRAFT WALL VENT HORIZONTAL WITH TELESCOPIC LENGTH & COVER STAINLESS STEEL - KIT ASSEMBLED AS ONE PIECE	\$ 654.55	\$ 65.45	\$ 720.00
211	VB-2	VERTICAL BEND TWIN MOTOR 90°	\$ 131.82	\$ 13.18	\$ 145.00
212	VB-2/45	VERTICAL BEND TWIN MOTOR 45°	\$ 131.82	\$ 13.18	\$ 145.00
213	DD-2V-L	DUCT DIRECTOR TWIN MOTOR VERTICAL LEFT	\$ 400.00	\$ 40.00	\$ 440.00
214	DD-2V-R	DUCT DIRECTOR TWIN MOTOR VERTICAL RIGHT	\$ 400.00	\$ 40.00	\$ 440.00
215	BD/WV-V-2	BACK DRAFT WALL VENT TWIN MOTOR VERTICAL	\$ 168.18	\$ 16.82	\$ 185.00
215	BD/WV-V-2 SS	BACK DRAFT WALL VENT TWIN MOTOR VERTICAL 445M2 STAINLESS STEEL	\$ 300.00	\$ 30.00	\$ 330.00
216	WVC-V-2	WALL VENT COVER TWIN MOTOR VERTICAL	\$ 131.82	\$ 13.18	\$ 145.00
216	WVC-V-2 SS	WALL VENT COVER TWIN MOTOR VERTICAL 445M2 STAINLESS STEEL	\$ 222.73	\$ 22.27	\$ 245.00
217	EV/DL-2	EAVE VENT TO SUIT DL-2	\$ 172.73	\$ 17.27	\$ 190.00
218	BD-10/12/ -WV-R/R	BACK DRAFT WALL VENT 10/1200H	\$ 272.73	\$ 27.27	\$ 300.00
219	WVC-10/12H-R/R	WALL VENT COVER TO SUIT 10/1200H	\$ 131.82	\$ 13.18	\$ 145.00

CB - COLOURBOND
 PC - POWDERKOTE
 SS - STAINLESS STEEL

PRICES AND SPECIFICATIONS ARE SUBJECT TO CHANGE WITHOUT NOTICE.

DUCTING					
NO.	CODE	DESCRIPTION	RECOMMENDED	GST	RETAIL
220	BD/RC-2	BACK DRAFT ROOF COWL TWIN MOTOR	\$ 263.64	\$ 26.36	\$ 290.00
220	BD/RC-2 PC	BACK DRAFT ROOF COWL TWIN MOTOR 445M2 POWDERKOTE	\$ 354.55	\$ 35.45	\$ 390.00
220	BD/RC-2 SS	BACK DRAFT ROOF COWL TWIN MOTOR 445M2 STAINLESS STEEL	\$ 445.45	\$ 44.55	\$ 490.00
221	TT-2	TWISTED TRANSITION TWIN MOTOR	\$ 181.82	\$ 18.18	\$ 200.00
222	TR-2	TWIN MOTOR TRANSITION DL-2 TO 300Ø	\$ 181.82	\$ 18.18	\$ 200.00
223	TMT-300	TWIN MOTOR TRANSITION TO 300Ø	\$ 231.82	\$ 23.18	\$ 255.00
224	DR-300	DUCT LENGTH 300Ø	\$ 136.36	\$ 13.64	\$ 150.00
224	DR-300 CB	DUCT LENGTH 300Ø COLOURBOND	\$ 209.09	\$ 20.91	\$ 230.00
224	DR-300 PC	DUCT LENGTH 300Ø POWDERKOTE	\$ 227.27	\$ 22.73	\$ 250.00
224	DR-300 SS	DUCT LENGTH 300Ø STAINLESS STEEL	\$ 318.18	\$ 31.82	\$ 350.00
225	DR-300/45	300Ø BEND 45°	\$ 140.91	\$ 14.09	\$ 155.00
226	DR-300/90	300Ø BEND 90°	\$ 140.91	\$ 14.09	\$ 155.00
227	CH-300	CHAIRMANS HAT 300Ø	\$ 322.73	\$ 32.27	\$ 355.00
227	CH-300 CB	CHAIRMANS HAT 300Ø COLOURBOND	\$ 395.45	\$ 39.55	\$ 435.00
227	CH-300 PC	CHAIRMANS HAT 300Ø POWDERKOTE	\$ 413.64	\$ 41.36	\$ 455.00
227	CH-300 SS	CHAIRMANS HAT 300Ø STAINLESS STEEL	\$ 504.55	\$ 50.45	\$ 555.00
228	BD/SQ-RC 300	BACK DRAFT ROOF COWL 300Ø	\$ 404.55	\$ 40.45	\$ 445.00
228	BD/SQ-RC 300 PC	BACK DRAFT ROOF COWL 300Ø POWDERKOTE	\$ 495.45	\$ 49.55	\$ 545.00
228	BD/SQ-RC 300 SS	BACK DRAFT ROOF COWL 300Ø STAINLESS STEEL	\$ 586.36	\$ 58.64	\$ 645.00
229	BD/WV-300	BACK DRAFT WALL VENT TO SUIT 300Ø	\$ 236.36	\$ 23.64	\$ 260.00
229	BD/WV-300 SS	BACK DRAFT WALL VENT TO SUIT 300Ø STAINLESS STEEL	\$ 418.18	\$ 41.82	\$ 460.00
230	WVC-300	WALL VENT COVER TO SUIT SINGLE MOTOR 300Ø	\$ 140.91	\$ 14.09	\$ 155.00
230	WVC-300 SS	WALL VENT COVER TO SUIT SINGLE MOTOR 300Ø 445M2 STAINLESS STEEL	\$ 231.82	\$ 23.18	\$ 255.00
231	TR-250/300	TWIN MOTOR TRANSITION 250SQ TO 300Ø	\$ 200.00	\$ 20.00	\$ 220.00
232	TR-DL-2/250SQ	TWIN MOTOR TRANSITION DL-2 TO 250SQ	\$ 250.00	\$ 25.00	\$ 275.00
233	TMT-250	TWIN MOTOR TRANSITION TO 250SQ	\$ 231.82	\$ 23.18	\$ 255.00
234	TMT-250 L	TWIN MOTOR TRANSITION TO 250SQ OFFSET LEFT	\$ 231.82	\$ 23.18	\$ 255.00
235	TMT-250 R	TWIN MOTOR TRANSITION TO 250SQ OFFSET RIGHT	\$ 231.82	\$ 23.18	\$ 255.00
236	DD-250 L	DUCT DEFLECTOR 250SQ LEFT	\$ 400.00	\$ 40.00	\$ 440.00
237	DD-250 R	DUCT DEFLECTOR 250SQ RIGHT	\$ 400.00	\$ 40.00	\$ 440.00
238	DL-250	250SQ DUCT LENGTH 1200MM	\$ 136.36	\$ 13.64	\$ 150.00
238	DL-250 CB	250SQ DUCT LENGTH 1200MM COLOURBOND	\$ 209.09	\$ 20.91	\$ 230.00
238	DL-250 PC	250SQ DUCT LENGTH 1200MM POWDERKOTE	\$ 227.27	\$ 22.73	\$ 250.00
238	DL-250 SS	250SQ DUCT LENGTH 1200MM STAINLESS STEEL	\$ 318.18	\$ 31.82	\$ 350.00

CB - COLOURBOND
PC - POWDERKOTE
SS - STAINLESS STEEL

PRICES AND SPECIFICATIONS ARE SUBJECT TO CHANGE WITHOUT NOTICE.

DUCTING					
NO.	CODE	DESCRIPTION	RECOMMENDED	GST	RETAIL
239	HB-250	HORIZONTAL BEND 250SQ	\$ 131.82	\$ 13.18	\$ 145.00
240	HB-250/45	HORIZONTAL BEND 250SQ 45°	\$ 131.82	\$ 13.18	\$ 145.00
241	BD/WV-250 SQ	BACK DRAFT WALL VENT 250SQ	\$ 168.18	\$ 16.82	\$ 185.00
241	BD/WV-250SQ SS	BACK DRAFT WALL VENT 250SQ 445M2 STAINLESS STEEL	\$ 300.00	\$ 30.00	\$ 330.00
242	WVC-250 SQ	WALL VENT COVER 250SQ	\$ 131.82	\$ 13.18	\$ 145.00
242	WVC-250 SQ SS	WALL VENT COVER 250SQ 445M2 STAINLESS STEEL	\$ 222.73	\$ 22.27	\$ 245.00
243	BD/RC-250 SQ	BACK DRAFT ROOF COWL 250SQ	\$ 263.64	\$ 26.36	\$ 290.00
243	BD/RC-250 SQ PC	BACK DRAFT ROOF COWL 250SQ POWDERKOTE	\$ 354.55	\$ 35.45	\$ 390.00
243	BD/RC-250 SQ SS	BACK DRAFT ROOF COWL 250SQ STAINLESS STEEL	\$ 445.45	\$ 44.55	\$ 490.00
244	BD/D-2	BACK DRAFT DAMPER TWIN MOTOR DL-2	\$ 227.27	\$ 22.73	\$ 250.00
245	BD/D-250SQ	BACK DRAFT DAMPER TWIN MOTOR 250SQ	\$ 227.27	\$ 22.73	\$ 250.00
246	BD/D 300	BACK DRAFT DAMPER TWIN MOTOR 300Ø	\$ 227.27	\$ 22.73	\$ 250.00
247	DLE-2 TO DLE-2	DUCT JOINER TWIN MOTOR	\$ 104.55	\$ 10.43	\$ 115.00
248	DLE-2-S/S CAP	STAINLESS STEEL FLUE CAP TO SUIT DLE-2	\$ 86.36	\$ 8.64	\$ 95.00
249	CF 10/12H	CEILING FLANGE TO SUIT 10/1200H	\$ 86.36	\$ 8.64	\$ 95.00
250	10/12H-SC	SPIGGOT CAP TO SUIT 10/1200H	\$ 86.36	\$ 8.64	\$ 95.00
251	CF 3F-900-2	CEILING FLANGE TO SUIT 3F 900-2	\$ 86.36	\$ 8.64	\$ 95.00
252	CF 3F-1200-2	CEILING FLANGE TO SUIT 3F 1200-2	\$ 86.36	\$ 8.64	\$ 95.00
253	CF 4F-1000-2	CEILING FLANGE TO SUIT 4F 1000-2	\$ 86.36	\$ 8.64	\$ 95.00
254	CF 4F-1200-2	CEILING FLANGE TO SUIT 4F 1200-2	\$ 86.36	\$ 8.64	\$ 95.00

CB - COLOURBOND
 PC - POWDERKOTE
 SS - STAINLESS STEEL

PRICES AND SPECIFICATIONS ARE SUBJECT TO CHANGE WITHOUT NOTICE.

DUCTING					
NO.	CODE	DESCRIPTION	RECOMMENDED	GST	RETAIL
301	TMT-3	TRIPLE MOTOR TRANSITION TO DL-3	\$ 272.73	\$ 27.27	\$ 300.00
302	DL-3	TRIPLE MOTOR DUCT LENGTH 1200MM	\$ 181.82	\$ 18.18	\$ 200.00
302	DL-3 CB	TRIPLE MOTOR DUCT LENGTH 1200MM COLOURBOND	\$ 254.55	\$ 25.45	\$ 280.00
302	DL-3 PC	TRIPLE MOTOR DUCT LENGTH 1200MM POWDERKOTE	\$ 272.73	\$ 27.27	\$ 300.00
302	DL-3 SS	TRIPLE MOTOR DUCT LENGTH 1200MM STAINLESS STEEL	\$ 363.64	\$ 36.36	\$ 400.00
303	HB-3	HORIZONTAL BEND TRIPLE MOTOR 90°	\$ 177.27	\$ 17.73	\$ 195.00
304	HB-3/45	HORIZONTAL BEND TRIPLE MOTOR 45°	\$ 177.27	\$ 17.73	\$ 195.00
305	DD-DL-3	TRIPLE MOTOR SIDE DUCT OUTLET 300MM HIGH	\$ 418.18	\$ 41.82	\$ 460.00
306	BD/WV-H-3	BACK DRAFT WALL VENT TRIPLE MOTOR HORIZONTAL	\$ 231.82	\$ 23.18	\$ 255.00
306	BD/WV-H-3 SS	BACK DRAFT WALL VENT TRIPLE MOTOR HORIZONTAL 445M2 STAINLESS STEEL	\$ 350.00	\$ 35.00	\$ 385.00
307	WVC-H-3	WALL VENT COVER TRIPLE MOTOR HORIZONTAL	\$ 177.27	\$ 17.73	\$ 195.00
307	WVC-H-3 SS	WALL VENT COVER TRIPLE MOTOR HORIZONTAL 445M2 STAINLESS STEEL	\$ 268.18	\$ 26.82	\$ 295.00
308	BD/WV/K-H-3	THREE SINGLE MOTOR BACK DRAFT WALL VENT HORIZONTAL WITH TELESCOPIC LENGTH & COVER - KIT ASSEMBLED AS ONE PIECE	\$ 531.82	\$ 53.18	\$ 585.00
308	BD/WV/K-H-3 SS	THREE SINGLE MOTOR BACK DRAFT WALL VENT HORIZONTAL WITH TELESCOPIC LENGTH & COVER STAINLESS STEEL - KIT ASSEMBLED AS ONE PIECE	\$ 768.18	\$ 76.82	\$ 845.00
309	VB-3	VERTICAL BEND TRIPLE MOTOR 90°	\$ 177.27	\$ 17.73	\$ 195.00
310	VB-3/45	VERTICAL BEND TRIPLE MOTOR 45°	\$ 177.27	\$ 17.73	\$ 195.00
311	DD-3V-L	DUCT DIRECTOR TRIPLE MOTOR VERTICAL LEFT	\$ 418.18	\$ 41.82	\$ 460.00
312	DD-3V-R	DUCT DIRECTOR TRIPLE MOTOR VERTICAL RIGHT	\$ 418.18	\$ 41.82	\$ 460.00
313	BD/WV-V-3	BACK DRAFT WALL VENT TRIPLE MOTOR VERTICAL	\$ 231.82	\$ 23.18	\$ 255.00
313	BD/WV-V-3 SS	BACK DRAFT WALL VENT TRIPLE MOTOR VERTICAL 445M2 STAINLESS STEEL	\$ 350.00	\$ 35.00	\$ 385.00
314	WVC-V-3	WALL VENT COVER TRIPLE MOTOR VERTICAL	\$ 177.27	\$ 17.73	\$ 195.00
314	WVC-V-3 SS	WALL VENT COVER TRIPLE MOTOR VERTICAL 445M2 STAINLESS STEEL	\$ 268.18	\$ 26.82	\$ 295.00
315	BD/RC-3	BACK DRAFT ROOF COWL TRIPLE MOTOR	\$ 300.00	\$ 30.00	\$ 330.00
315	BD/RC-3 PC	BACK DRAFT ROOF COWL TRIPLE MOTOR POWDERKOTE	\$ 390.91	\$ 39.09	\$ 430.00
315	BD/RC-3 SS	BACK DRAFT ROOF COWL TRIPLE MOTOR 445M2 STAINLESS STEEL	\$ 481.82	\$ 48.18	\$ 530.00
316	TT-3	TRIPLE MOTOR TWISTED TRANSITION	\$ 227.77	\$ 22.73	\$ 250.00
317	TR-3	TRIPLE MOTOR TRANSITION DL-3 TO 350Ø	\$ 272.73	\$ 27.27	\$ 300.00

 CB - COLOURBOND
 PC - POWDERKOTE
 SS - STAINLESS STEEL

PRICES AND SPECIFICATIONS ARE SUBJECT TO CHANGE WITHOUT NOTICE.

DUCTING					
NO.	CODE	DESCRIPTION	RECOMMENDED	GST	RETAIL
318	TMT-350	TRIPLE MOTOR TRANSITION TO 350ø	\$ 272.73	\$ 27.27	\$ 300.00
319	DR-350	350ø DUCT LENGTH 1200MM	\$ 181.82	\$ 18.18	\$ 200.00
319	DR-350 CB	350ø DUCT LENGTH COLOURBOND	\$ 254.55	\$ 25.45	\$ 280.00
319	DR-350 PC	350ø DUCT LENGTH POWDERKOTE	\$ 272.73	\$ 27.27	\$ 300.00
319	DR-350 SS	350ø DUCT LENGTH STAINLESS STEEL	\$ 363.64	\$ 36.36	\$ 400.00
320	DR-350/45	350ø BEND 45°	\$ 177.27	\$ 17.73	\$ 195.00
321	DR-350/90	350ø BEND 90°	\$ 177.27	\$ 17.73	\$ 195.00
322	CH-350	CHAIRMAN'S HAT-350ø	\$ 309.09	\$ 30.91	\$ 340.00
322	CH-350 CB	CHAIRMAN'S HAT-350ø COLOURBOND	\$ 381.82	\$ 38.18	\$ 420.00
322	CH-350 PC	CHAIRMAN'S HAT-350ø POWDERKOTE	\$ 400.00	\$ 40.00	\$ 440.00
322	CH-350 SS	CHAIRMAN'S HAT-350ø STAINLESS STEEL	\$ 490.91	\$ 49.09	\$ 540.00
323	BD/SQ-RC 350	BACK DRAFT ROOF COWL TRIPLE MOTOR 350SQ	\$ 495.45	\$ 49.55	\$ 545.00
323	BD/SQ-RC 350PC	BACK DRAFT ROOF COWL TRIPLE MOTOR 350SQ POWDERKOTE	\$ 586.36	\$ 58.64	\$ 645.00
323	BD/SQ-RC 350SS	BACK DRAFT ROOF COWL TRIPLE MOTOR 350SQ STAINLESS STEEL	\$ 677.27	\$ 67.73	\$ 745.00
324	BD/WV-350	BACK DRAFT WALL VENT TO SUIT 350ø	\$ 318.18	\$ 31.82	\$ 350.00
324	BD/WV-350 SS	BACK DRAFT WALL VENT TO SUIT 350SQ STAINLESS STEEL	\$ 500.00	\$ 50.00	\$ 550.00
325	WVC-350	WALL VENT COVER TO SUIT TRIPLE MOTOR 350ø	\$ 181.82	\$ 18.18	\$ 200.00
325	WVC-350 SS	WALL VENT COVER TO SUIT TRIPLE MOTOR 350ø 445M2 STAINLESS STEEL	\$ 272.73	\$ 27.27	\$ 300.00

CB - COLOURBOND
 PC - POWDERKOTE
 SS - STAINLESS STEEL

PRICES AND SPECIFICATIONS ARE SUBJECT TO CHANGE WITHOUT NOTICE.

CONDITIONS OF SALE

THESE CONDITIONS REPLACE ALL PREVIOUSLY PUBLISHED
CONDITIONS OF SALE

PRICES	<p>Prices and terms are subject to alteration by the company without prior notice to delivery. All goods shall be sold subject to being invoiced at prices ruling at time of dispatch. This price does not necessarily include the delivery which may be subject to additional charges due to location and packing.</p> <p>The company's catalogue, leaflet or price list is not an offer to sell to any person the goods listed therein at the published prices.</p>
G.S.T.	<p>Prices are listed as follows – Wholesale price plus the Goods and Services Tax component and the invoice price.</p>
PACKAGING	<p>Packaging, where required, is an extra charge. Packages are not returnable unless stated by the company in writing.</p>
AVAILABILITY	<p>The company will not be liable in any manner whatsoever for non-delivery or delay in delivery which is caused or contributed to by transport delays, plant or equipment breakdowns, strikes, lock-outs, shortages of vehicles, accidents, the acts or omissions of carriers appointed by the company or any other cause whatsoever.</p> <p>Offers for delivery from stock are made subject to goods remaining unsold on receipt of order.</p> <p>The company reserves the right to refuse in whole or in part countermands or alterations to specifications in orders.</p> <p>The company reserves the right to deliver goods to the customer the patterns of which do not correspond exactly to the patterns shown in any catalogue, leaflet or price list issued by the company.</p>
ENTIRE CONTRACT	<p>The customer does not rely upon any other condition, warranty or representation whether oral or in writing as adding to or amending or negating the terms, conditions, warranties and representations as set out in these conditions of sale.</p>
TITLE	<p>The ownership of the goods supplied by the company to the customer shall remain with the company and the company reserves the right to dispose of the goods until payment in full for all the goods supplied to the customer has been received by the company in accordance with the terms of these conditions or until such time as the customer sells the goods to any third party by way of bonafide sale at full market value.</p>



CONDITIONS OF SALE

THESE CONDITIONS REPLACE ALL PREVIOUSLY PUBLISHED
CONDITIONS OF SALE

If such payment is overdue in whole or in part the company may (without prejudice to any of its other rights) recover or re-sell the goods or any of them or may enter upon the customer's premises by its employees or agents for that purpose.

Until the date of such payment the customer shall store the goods in such a way so that they are clearly identifiable as the property of the company.

DELIVERY TERMS

The company agrees to procure on a separate basis to any sale the delivery and service provision required by any customer. These terms can be advised or negotiated on request.

CLAIM

Where the company engages a carrier to deliver goods to a customer the company shall not be liable to the customer in respect of damage to any of such goods unless written notification of such damage is given by the customer to the company and the carrier immediately upon delivery to the customer.

WARRANTY

1.

We guarantee that the goods supplied are of unobjectionable material, expert construction and manufacture in accordance with Australian standards as far as referred to in our sales literature. This applies only if our mounting and cleaning instructions have been adhered to.

2.

Minor imperfections in manufacture, especially as to the surface of our products as well as differing color shades are permissible within commercial practices.

3.

Illustrations, weight and measurements indicated in our sales literature, quotations and acknowledgments are approximate only.

4.

The need for continuing improvement requires changes from time to time in products and their packaging. We reserve the right to make reasonable changes of any kind without notice and to deliver revised designs or models of goods against any order.

5.

The buyer is obliged to examine the goods promptly on receipt. Complaints about the delivered quantity and apparent defects must be received by us in writing before installation of the products and within two weeks from receipt. All other defects and consequential damages must be reported to us promptly, at the latest within two weeks from the date they were or could have been detected. We must be given the opportunity to inspect defective products and damages at the premises in their actual condition.

CONDITIONS OF SALE

THESE CONDITIONS REPLACE ALL PREVIOUSLY PUBLISHED
CONDITIONS OF SALE

6.

The period of guarantee is for the period stated in the guarantee included with the item as from the date of dispatch. Any claims are limited to three months from expiration of the guarantee period.

7.

As far as the claims are accepted by us under these Conditions, we will replace or repair faulty parts free of charge at our option ex-warehouse in Australia.

8.

The buyer is entitled to withdraw from the contract, if replacement or repair has not been made by us within an adequate additional period.

9.

The guarantee for any goods which we do not manufacture is limited to the terms agreed upon with the supplier of such goods.

10.

All further claims irrespective of their cause in law are excluded as far as legally permissible.

11.

Our warranty and liability conditions also apply to faults caused by persons employed in the performance of our obligations.

TERMS

As stated on the invoice.

RETURNS

Standard goods will not be accepted for return unless with our prior agreement. Original invoice numbers must be quoted. Goods and packaging must be in original condition, free from damage and blemishes. All goods returned will be subject to a handling and accounting fee of \$50.00 inc GST on any item or multiple items returned at one time.

No returns after two months from date of invoice.

Goods classified as "M.T.O." (Made to Order) or not listed in our standard price list are not returnable.

MINIMUM INVOICE VALUE

An invoice handling and delivery charge of \$25.00 applies to all orders with an invoice value of less than \$550.00.

Suggested Retail is recommended only. There is no obligation to conform.



Manufactured in Australia by Condari Pty Ltd
T 1300 360 563
www.qasair.com.au www.condari.com.au

Head office VIC
T 03 9482 7088 F 03 9482 7011
Email: sales@qasair.com.au

NSW / ACT
T 02 9316 4599 F 02 9316 9299
Email: salesnsw@qasair.com.au

QLD
T 07 3423 3503 F 07 3282 9122
Email: salesqld@qasair.com.au

SA / NT
T 1300 360 563 F 03 9482 7011
Email: salessa@qasair.com.au

TAS
T 03 9482 7088 F 03 9482 7011
Email: sales@qasair.com.au

WA
T 08 9242 5387 F 08 9201 0887
Email: saleswa@qasair.com.au

NEW ZEALAND – Kouzina Appliances
T +64 9 377 7822 F +64 9 377 7824
Email: sales@kouzina.co.nz
www.kouzina.co.nz

SINGAPORE – Eldric Marketing
T +65 6339 1188 F +65 6743 0202
Email: enquiry@eldric.sg
www.eldric.sg

RANGEHOODS MADE IN RINGWOOD 3134

QASAIR RESERVES THE RIGHT TO CHANGE SPECIFICATION WITHOUT NOTICE.

® IS A REGISTERED TRADE MARK.

