

PLAN C4

3 BEDROOM

Indoor Space
1,312 SF

Indoor/Outdoor Solarium
1,166 SF

Total Living Space
2,478 SF



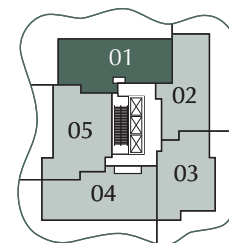
GREENHOUSE
BY CONCORD PACIFIC



Indoor/Outdoor Solarium

are balcony space designed with the following built-in features for all-season uses:

- Tiled flooring
- Radiant ceiling heater
- Ceiling light
- Retractable glass screen system



LEVEL 35 - 42

PANORAMA COLLECTION

concordgreenhouse.com

03/10/2024

The developer reserves the right to make modifications and changes to features and finishes, brands, materials, building and landscape design, specifications, ceiling heights, number of floors, number of units, flooring patterns and floor plans without notification. Approximate suite sizes are computed from the outside face of exterior walls, the outside face of corridor and common walls, and the centerline of walls adjacent to other strata lots. Approximate measurements for exterior balcony space are computed from the glass screen system to the slab edges of the outside face of parapets or railings. For suites where the balcony or terrace can be partially screened off with movable glass panels to form an indoor/outdoor solarium, the approximate measurements of the indoor/outdoor solarium are computed from the outside face of exterior wall to the glass screen system. Indoor/outdoor solarium, balcony and terrace configuration and size may change substantially from this illustration and may vary floor to floor. Any flooring pattern shown on the plan does not indicate the actual wood or laminate, tile or paver, shape, size or direction installed. The same suite type may vary from floor to floor and/or be slightly altered. The suite may include one or more steps leading to or from any entry point to or from any terrace(s), or patio(s). Window and mullion configurations may vary by floor. Window systems may include panels, walls or other architectural features that may block views and reduce window glazing. Terrace areas may include planters. All matters will be governed entirely by the terms of the applicable disclosure statement and purchaser contract in each case. This is not an offering for sale. Any such offering may only be made with the applicable disclosure statement and agreement of purchase and sale. Concord Barker Project Limited Partnership, Concord Greenhouse Ltd. E & O.E.

PLAN C5

3 BEDROOM + DEN

Indoor Space	Indoor/Outdoor Solarium	Total Living Space
1,315 SF	708 SF	2,023 SF



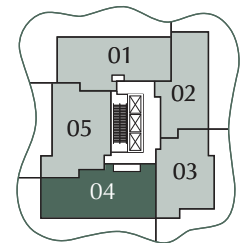
GREENHOUSE
BY CONCORD PACIFIC



Indoor/Outdoor Solarium

are balcony space designed with the following built-in features for all-season uses:

- Tiled flooring
- Radiant ceiling heater
- Ceiling light
- Retractable glass screen system



LEVEL 35 - 42

PANORAMA COLLECTION

concordgreenhouse.com

03/10/2024

The developer reserves the right to make modifications and changes to features and finishes, brands, materials, building and landscape design, specifications, ceiling heights, number of floors, number of units, flooring patterns and floor plans without notification. Approximate suite sizes are computed from the outside face of exterior walls, the outside face of corridor and common walls, and the centerline of walls adjacent to other strata lots. Approximate measurements for exterior balcony space are computed from the glass screen system to the slab edges of the outside face of parapets or railings. For suites where the balcony or terrace can be partially screened off with movable glass panels to form an indoor/outdoor solarium, the approximate measurements of the indoor/outdoor solarium are computed from the outside face of exterior wall to the glass screen system. Indoor/outdoor solarium, balcony and terrace configuration and size may change substantially from this illustration and may vary floor to floor. Any flooring pattern shown on the plan does not indicate the actual wood or laminate, tile or paver, shape, size or direction installed. The same suite type may vary from floor to floor and/or be slightly altered. The suite may include one or more steps leading to or from any entry point to or from any terrace(s), or patio(s). Window and mullion configurations may vary by floor. Window systems may include panels, walls or other architectural features that may block views and reduce window glazing. Terrace areas may include planters. All matters will be governed entirely by the terms of the applicable disclosure statement and purchaser contract in each case. This is not an offering for sale. Any such offering may only be made with the applicable disclosure statement and agreement of purchase and sale. Concord Barker Project Limited Partnership, Concord Greenhouse Ltd. E & O.E.

PLAN C6

3 BEDROOM

Indoor Space 1,302 SF	Indoor/Outdoor Solarium 408 SF	Total Living Space 1,710 SF
--------------------------	-----------------------------------	---------------------------------------



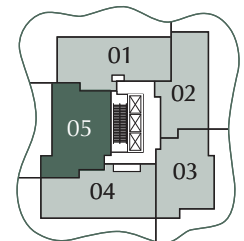
GREENHOUSE
BY CONCORD PACIFIC



Indoor/Outdoor Solarium

are balcony space designed with the following built-in features for all-season uses:

- Tiled flooring
- Radiant ceiling heater
- Ceiling light
- Retractable glass screen system



LEVEL 35 - 42

PANORAMA COLLECTION

concordgreenhouse.com

03/10/2024

The developer reserves the right to make modifications and changes to features and finishes, brands, materials, building and landscape design, specifications, ceiling heights, number of floors, number of units, flooring patterns and floor plans without notification. Approximate suite sizes are computed from the outside face of exterior walls, the outside face of corridor and common walls, and the centerline of walls adjacent to other strata lots. Approximate measurements for exterior balcony space are computed from the glass screen system to the slab edges of the outside face of parapets or railings. For suites where the balcony or terrace can be partially screened off with movable glass panels to form an indoor/outdoor solarium, the approximate measurements of the indoor/outdoor solarium are computed from the outside face of exterior wall to the glass screen system. Indoor/outdoor solarium, balcony and terrace configuration and size may change substantially from this illustration and may vary floor to floor. Any flooring pattern shown on the plan does not indicate the actual wood or laminate, tile or paver, shape, size or direction installed. The same suite type may vary from floor to floor and/or be slightly altered. The suite may include one or more steps leading to or from any entry point to or from any terrace(s), or patio(s). Window and mullion configurations may vary by floor. Window systems may include panels, walls or other architectural features that may block views and reduce window glazing. Terrace areas may include planters. All matters will be governed entirely by the terms of the applicable disclosure statement and purchaser contract in each case. This is not an offering for sale. Any such offering may only be made with the applicable disclosure statement and agreement of purchase and sale. Concord Barker Project Limited Partnership, Concord Greenhouse Ltd. E & O.E.