

Slate Mix

RECTIFIED PORCELAIN STONEWARE





Slate Mix

RECTIFIED PORCELAIN STONEWARE

colors



DARK

GREY

WHITE

SAND

GREEN

sizes

SPESSORE THICKNESS 9,5 mm R10

60x120 cm 24"x48" - 60x60 cm 24"x24" - 30x60 cm 12"x24" - 10x60 cm 4"x24"

30x30 cm 12"x12" - 7,5x30 cm 3"x24" - 15x15 cm 6"x6"

Burattato: 20x20 cm 8"x8" - 10x20 cm 4"x8"

SPESSORE THICKNESS 9,5 mm R11

disponibile nei colori available in colors : Grey, Sand

60x120 cm 24"x48" - 60x60 cm 24"x24" - 30x60 cm 12"x24"

mosaics

MOSAICO 5x5 30x30 cm 12"x12"

ESAGONA 30,5x26,3 cm 12"x10"

SPA bathroom

WALL SLATE MIX GREY 60x120 - WHITE 60x120-7,5x30
FURNISHING ELEMENTS RESIN HUB WHITE 60x120
FLOOR SLATE MIX GREY 30x30 - FOREST GREIGE 20x120



FURNISHING ELEMENTS SLATE MIX DARK 60x120
FLOOR SLATE MIX GREY 60x120



PUBLIC spaces

WALL SLATE MIX WHITE 30x60 - DARK BURATTATO 10x20
FURNISHING ELEMENTS SLATE MIX WHITE 15x15
FLOOR SLATE MIX DARK 60x120






CAFFÈ bistrot

WALL

SLATE MIX GREY 10x60
SLATE MIX DARK 60x120
ELEMENT IRON GRID 60x180

FLOOR

SLATE MIX GREEN 60x120



DAILY
comfort

WALL SLATE MIX GREY 7,5x30 - DARK 30x30
FLOOR SLATE MIX WHITE 60x60





URBAN
lounge

WALL SLATE MIX
GREY 60x60
FLOOR SLATE MIX
DARK 60x120





HOME bathroom

WALL SLATE MIX WHITE 60x120 - GREEN 60x120
FURNISHING ELEMENTS SLATE MIX WHITE 60x120
FLOOR ELEMENT PLATINUM 60x120





HOME
bedroom

FLOOR SLATE MIX WHITE 60x120

OPEN
living

WALL SLATE MIX GREEN 7,5x30 - MOSAICO 5x5 GREEN 30x30
FLOOR SLATE MIX WHITE 60x120





TIMELESS
spa

WALL SLATE MIX
ESAGONA SAND 30x26,3
SAND 10x60 - 60x120
FLOOR SLATE MIX
SAND 60x120
FOREST NUT 20x120





HOME kitchen

WALL SLATE MIX SAND 30x60 | SAND BURATTATO 10x20
FURNISHING ELEMENTS SLATE MIX SAND 60x120
FLOOR SLATE MIX WHITE 60x60





IN&OUT
living

WALL SLATE MIX SAND 60x120
INDOOR FLOOR SLATE MIX IVORY 60x120 OUTDOOR FLOOR SLATE MIX IVORY 60x120 R11

HOME
bathroom

WALL SLATE MIX SAND 60x120 - DARK 60x120
FURNISHING ELEMENTS SLATE MIX DARK 60x120
FLOOR ELEMENT COAL 60x120





DARK



GREY



WHITE

















SAND



GREEN

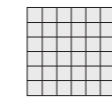
GRES PORCELLANATO SMALTATO . RETTIFICATO
GLAZED PORCELAIN TILE . RECTIFIED

FORMATI SIZES

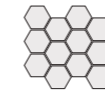
									
	60x120 cm 24"x48" ± 9,5 mm	60x60 cm 24"x24" ± 9,5 mm	30x60 cm 12"x24" ± 9,5 mm	10x60 cm 4"x24" ± 9,5 mm	30x30 cm 12"x12" ± 9,5 mm	7,5x30 cm 3"x12" ± 9,5 mm	15x15 cm 6"x6" ± 9,5 mm	20x20 cm 8"x8" ± 9,5 mm	10x20 cm 4"x8" ± 9,5 mm
 DARK	R10	R10	R10	R10	R10	R10	R10	R10	R10
 GREY	R10/R11	R10/R11	R10/R11	R10	R10	R10	R10	R10	R10
 WHITE	R10	R10	R10	R10	R10	R10	R10	R10	R10
 SAND	R10/R11	R10/R11	R10/R11	R10	R10	R10	R10	R10	R10
 GREEN	R10	R10	R10	R10	R10	R10	R10	R10	R10

MOSAICI MOSAICS

Disponibile in tutti i colori . Available in all colors

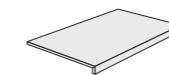


Mosaico 5x5
30x30 12"x12"
11

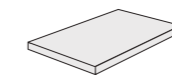


Esagona
30x26,3 12"x10.3"
6

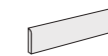
PEZZI SPECIALI SPECIAL TRIMS



Gradino Frontale Incollato *
30x60 12"x24"
1



Gradino Angolare Incollato *
30x60 12"x24"
1



Battiscopa
7x60 2.8"x24"
10

* Gradino Angolare e Gradino Frontale disponibili su ordinazione, possono essere realizzati su misura a richiesta del cliente. Si prega di richiedere quotazione. I pezzi speciali sono disponibili a richiesta su tutti i pavimenti in gres porcellanato.

	pcs/box	mq/box	kg/box	box/pallet	mq/pallet	kg/pallet
60x120 24"x48" Rectified R10/R11	2	1,44	30,00	36	51,84	1080,00
60x60 24"x24" Rectified R10/R11	3	1,08	22,50	40	43,20	900,00
30x60 12"x24" Rectified R10/R11	6	1,08	22,50	48	51,84	1080,00
10x60 4"x24" Rectified R10	14	0,84	17,50	48	40,32	840,00
30x30 12"x12" Rectified R10	10	0,90	18,00	42	37,20	756,00
15x15 6"x6" Rectified R10	40	0,90	18,00	48	43,20	864,00
7,5x30 3"x12" Rectified R10	44	1,00	17,92	48	48,00	860,14
20x20 8"x8" Burrattato R10	25	1,00	22,50	45	45,00	1012,50
10x20 4"x8" Burrattato R10	24	0,48	10,80	56	26,88	604,80

Contributo spese Imballo euro 9,00/pal. netto

STONALIZZAZIONE
COLOR VARIATION










V3 Moderata
V3 Moderate

V3 



GRES PORCELLANATO SMALTATO . RETTIFICATO
GLAZED PORCELAIN TILE . RECTIFIED

Norma di riferimento. Specification reference
EN 14411 Appendice G Bla GL

CARATTERISTICA TECNICA TECHNICAL FEATURE		NORMA NORM	VALORE RICHIESTO REQUIRED VALUE	SLATE MIX	
	Dimensioni Sizes Dimensions Abmessungen	UNI EN ISO 10545-2	Lunghezza e larghezza Length and width	± 0,6% Max ± 2 Mm	Tolleranze minime Low alteration
			Spessore thickness	± 5% Max ± 0,5 Mm	
			Rettilinearità spigoli Straightness of sides	± 0,5% Max ± 1,5 Mm	
			Ortogonalità Rectangularity	± 0,5% Max ± 2 Mm	
	Planarità Surface flatness		± 0,5% Max ± 2 Mm		
	Assorbimento d'acqua Water absorption	UNI EN ISO 10545-3	≤ 0,5%	≤ 0,5%	
	Resistenza a flessione e modulo di rottura Flexural strength and breaking strength	UNI EN ISO 10545-4	≥ 35 N/mm ² Spessore thickness ≥ 7,5 Mm : > 1300 n Spessore thickness < 7,5 Mm : > 700 n	Conforme Corresponding	
	Resistenza all'abrasione (metodo pei) Abrasion resistance (pei-method)	UNI EN ISO 10545-7	Come dichiarato As stated	Da 3 a 5 in base al colore From 3 to 5, According to color	
	Resistenza agli sbalzi termici Thermal shock resistance	UNI EN ISO 10545-9	Metodo di prova disponibile Test method available	Resistente Resistant	
	Resistenza al gelo Frost resistance	UNI EN ISO 10545-12	Nessuna alterazione no alteration	Ingelivo Frost-resistant	
	Resistenza all'attacco chimico (Prodotti chimici di uso domestico E additivi per piscina) Chemical resistance (Chemical products for domestic use And additives for swimming pool)	UNI EN ISO 10545-13	Minimo B Minimum B	Conforme Corresponding	
	Resistenza alle macchie Stain resistance	UNI EN ISO 10545-14	Min. 3	Conforme Corresponding	
	Resistenza allo scivolamento Slip resistance	METODO B.C.R.A.	D.M.I. Giugno 1989 n. 236 (μ > 0,40)	Conforme Corresponding	
		DIN 51130	In funzione dell'ambiente O della zona di lavoro Basing on the environment Or on the working area	R10 (RETT.) A+B R11 (RETT.) A+B+C	
		DIN 51097 (A+B+C)			
		DCOF (ANSI A 326.3)	DCOF ≥ 0,42	Conforme Corresponding	

Certificazioni. Certications



MADE IN ITALY



MGM Ceramiche

Via Cimabue, 1/A - 42014 Castellarano (RE)

Tel. +39 0536 078551 - Fax +39 0536 077131

info@mgmceramiche.it

www.mgmceramiche.it