

Corporate Data Analytics & Visualization Training

Empower Your Organization To Extract Actionable Insights And Drive Better Business Decisions




The Upskilling Paradigm Shift



Old State

- Logistical complications
- Diverse learning needs
- Non-centralized training administration
- Over-reliance on multiple vendors



Turning Point

- Centralized training management platform
- **5,000+** domain experts
- Seamless HRMS integration



Outcome

- Scale training by **5x - 10x**
- Boost learner participation by **50%**
- Reduce training cost by **15% - 30%**

Enterprise Training At A Glance



Duration

8 - 12 Hrs



Delivery

Instructor-Led Group Training



Flexibility

Virtual, On-Site, Or
Off-Site



Scale

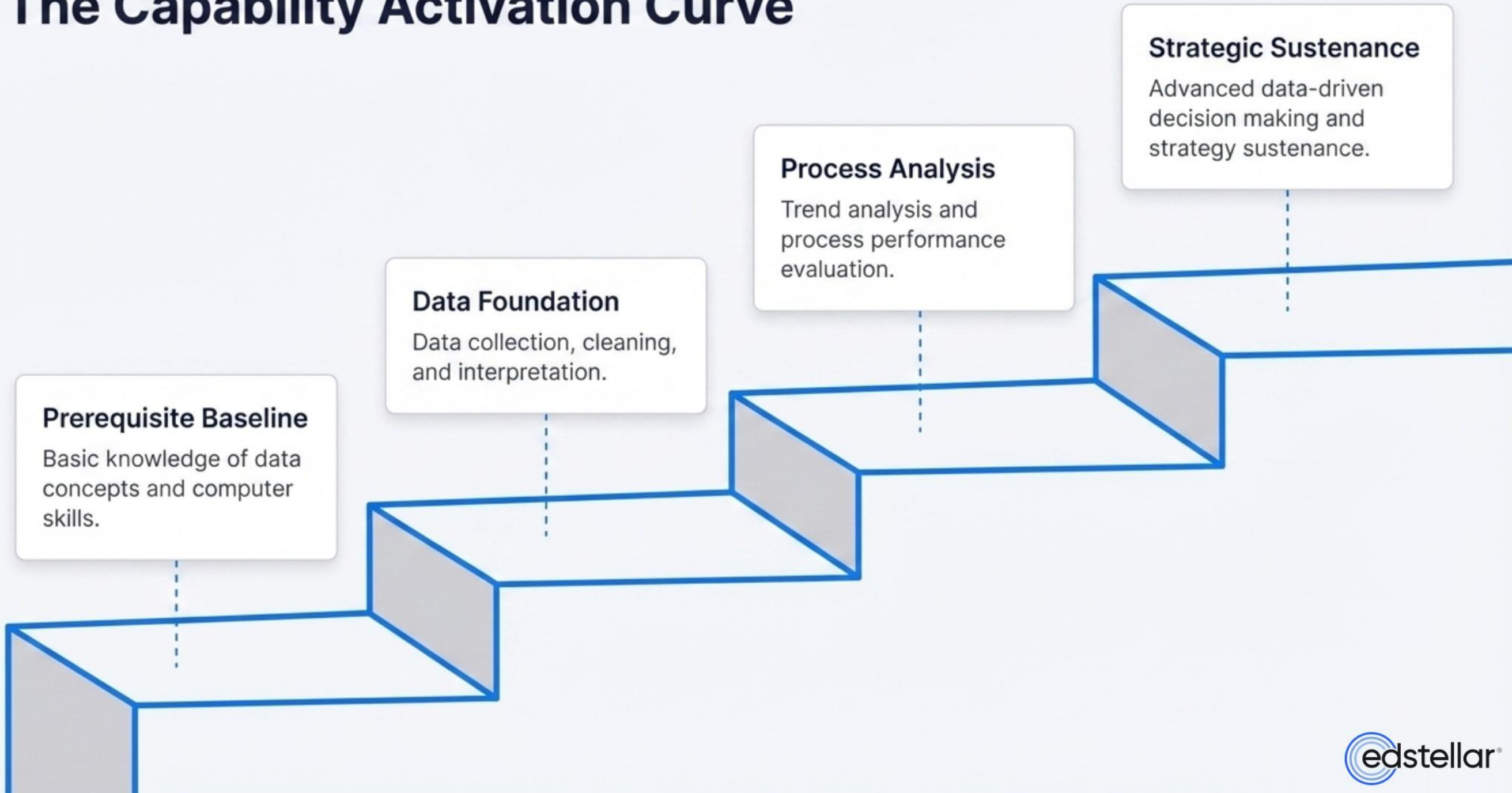
10,000+ Verified
Trainers Network



Validation

Enterprise Certificate
Management

The Capability Activation Curve



Phased Curriculum Architecture

Phase 1

Data Analysis Foundation

Context mapping, objectives alignment, and core tool mastery (Excel, R, Python, MINITAB).



Phase 2

Variation & Process Optimization

Establishing control limits and executing deep variation analysis for optimal process performance.



Phase 3

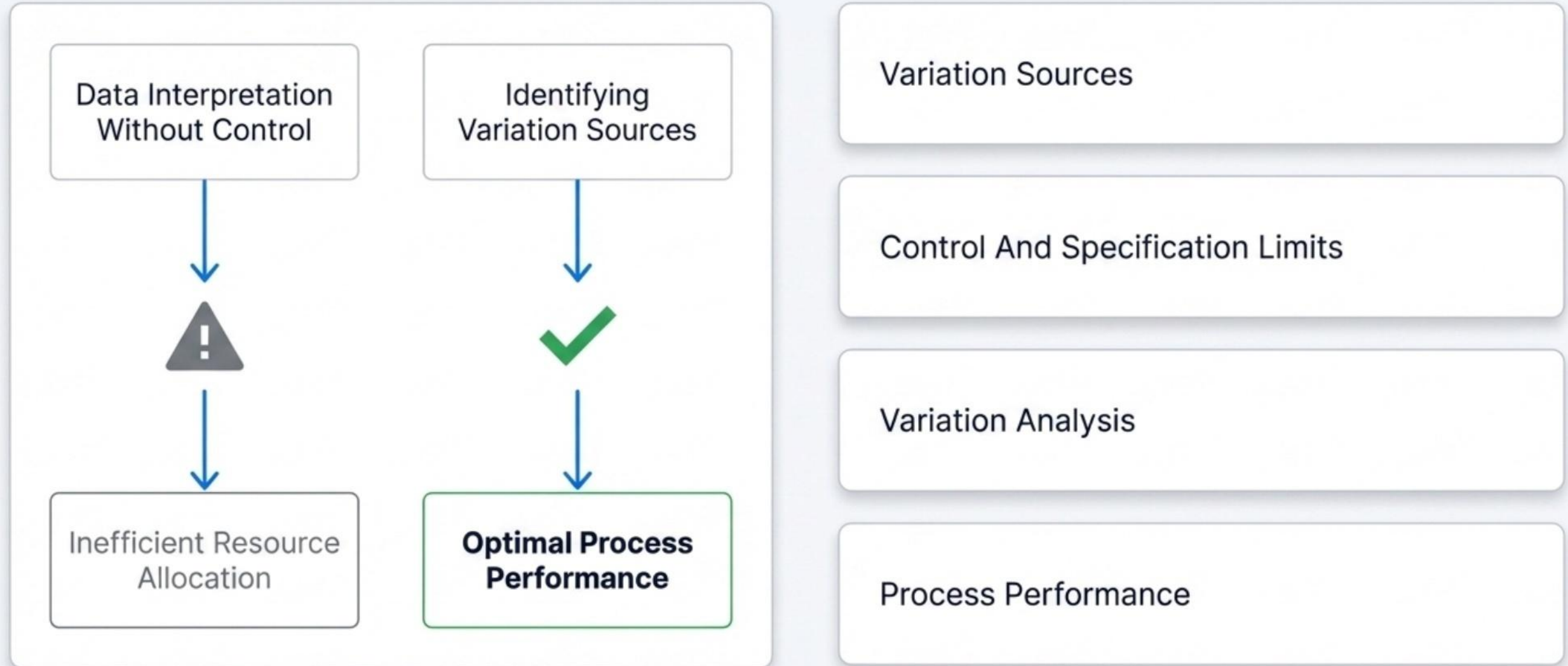
Visualization & Insight Storytelling

Crafting the data story using Tableau and Power BI, followed by insight evaluation and strategy re-evaluation.

Phase 1: Establishing The Data Foundation



Phase 2: Process And Variation Control



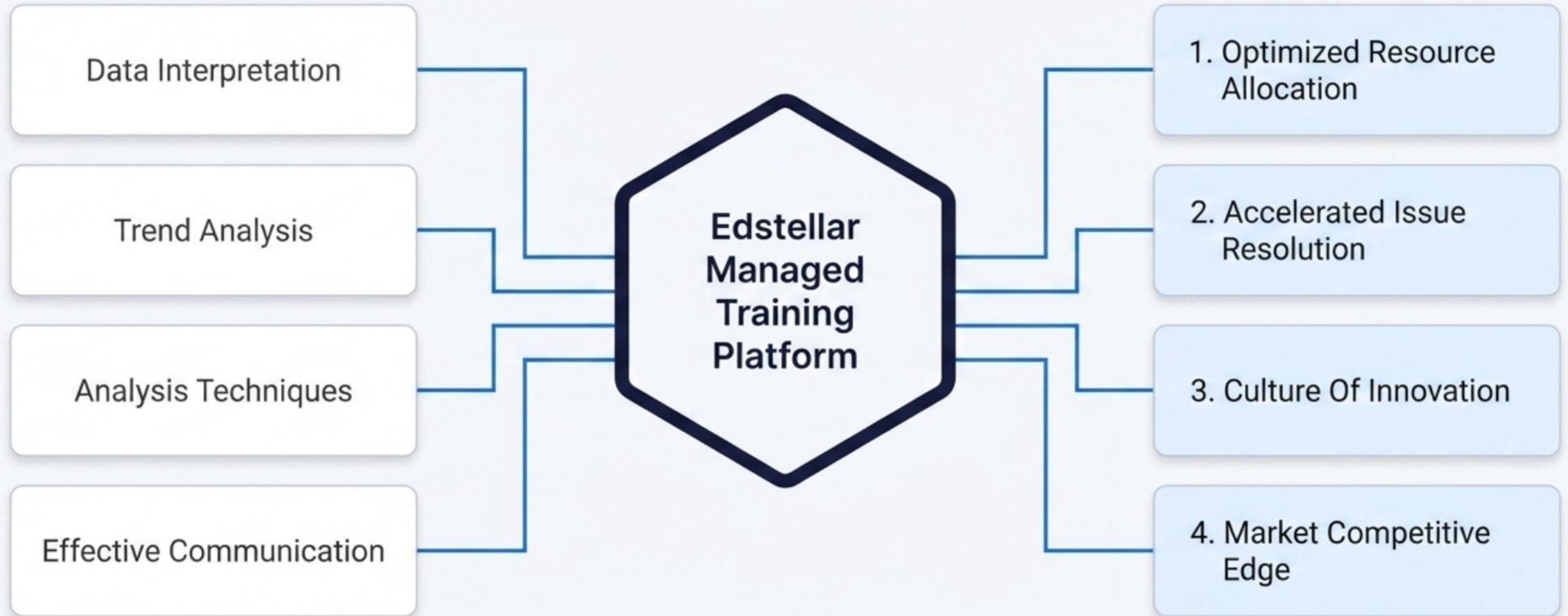
Phase 3: Strategic Visualization



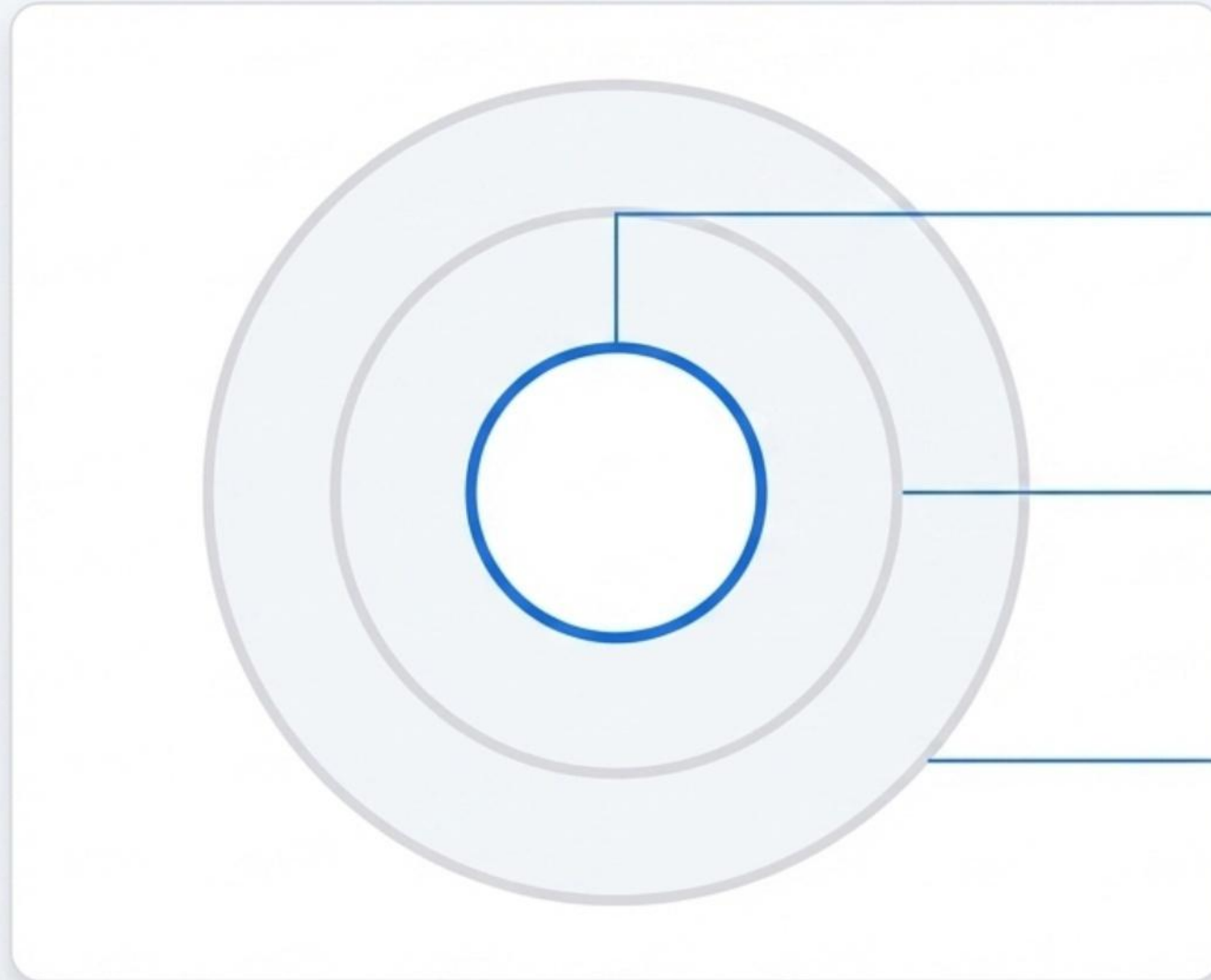
Aligning Scale With Solutions

	Operational Challenge	Edstellar Solution	Package Scale
Small & Medium Business	Lack of training infrastructure and budget constraints.	Starter Package	120 Licenses / 64 Hours of group training.
Growing Teams	Customization challenges and evolving learning needs.	Growth Package	320 Licenses / 160 Hours of group training.
Large Enterprise	Multiple geographies, scale complexity, compliance issues.	Enterprise / Custom Package	800+ Licenses / 400+ Hours of group training.

The ROI Transformation Engine



Target Audience Alignment



Technical / Execution

Data Analysts, Business Analysts, Data Scientists, BI Developers.

Operational / Financial

Financial Analysts, Marketing Analysts, Operations Analysts, Statisticians.

Strategic

Marketing Managers, Research Analysts, Process Analysts.

Tailored Delivery Frameworks



Virtual Live

- ✓ Global reach from various locations.
- ✓ Seamless scale for large participant groups.
- ✓ Interactive tools for sustained engagement.



On-Site Face-To-Face

- ✓ Higher engagement through direct interaction.
- ✓ Hands-on process demonstration.
- ✓ Workplace-tailored learning environment.



Off-Site Face-To-Face

- ✓ Distraction-free, focused learning space.
- ✓ Enhances team bonding and collaboration.
- ✓ Measurably boosts employee morale.

Proof of Impact

"The Data Analytics & Visualization training transformed our team's entire approach to professional expertise management... Our stakeholder satisfaction and NPS scores reached unprecedented all-time highs."

Vasudev Naidu

Lead AI Engineer

Performance Analytics Firm

Global Delivery And Scale

100+

Delivery Capability Across
100+ Countries.

10+

Training Available In 10+
Languages.

Accelerate Your Data Capabilities



Symbolizing Dedication To
Professional Development



contact@edstellar.com



USA +1 682 297 4830

UK +44 151 453 4009

IND +91 6364833830