

# MASTER YOUR INDESIGN PUBLISHING WORKFLOW

DRIVE TEAM EXCELLENCE WITH ADOBE INDESIGN CORPORATE TRAINING

The image displays the Adobe InDesign interface with a corporate report layout. The layout is divided into two main columns. The left column contains two pages of placeholder text, with the top page having a large 'LOREM IPSUM' block and the bottom page having a smaller 'LOREM IPSUM' block. The right column features a 'CORPORATE REPORT 2024' header, a central graphic with a blue background and white text, and an 'INNOVATION STRATEGY' section. The interface includes several panels: 'LAYERS' on the left, 'PAGES' on the left, 'DATA POINTS' on the right, and 'PROPERTIES' on the right. The 'DATA POINTS' panel shows color settings: CYAN: 100%, MAGENTA: 100%, YELLOW: 0%, and KEY: 0%. The 'PROPERTIES' panel shows typography settings: 30 pt, 6 mm, 0 in, and 0.0. The 'GRID SNAP: ON' checkbox is checked in both the bottom right and right panels.

**LAYERS**

- Layers
- Cyan
- Cyan
- Magenta
- Layers

**PAGES**

Pages 1

Pages 2

1

2

3

**DATA POINTS**

- CYAN: 100%
- MAGENTA: 100%
- YELLOW: 0%
- KEY: 0%

GRID SNAP: ON

**PROPERTIES**

Typography

Typography

Immaculic

Typography

30 pt 6 mm

0 in 0.0

Color

GRID SNAP: ON

DATA SETTINGS

PROPERTIES

COLOR SETTINGS

**CORPORATE REPORT 2024**

LOREM IPSUM

LOREM IPSUM

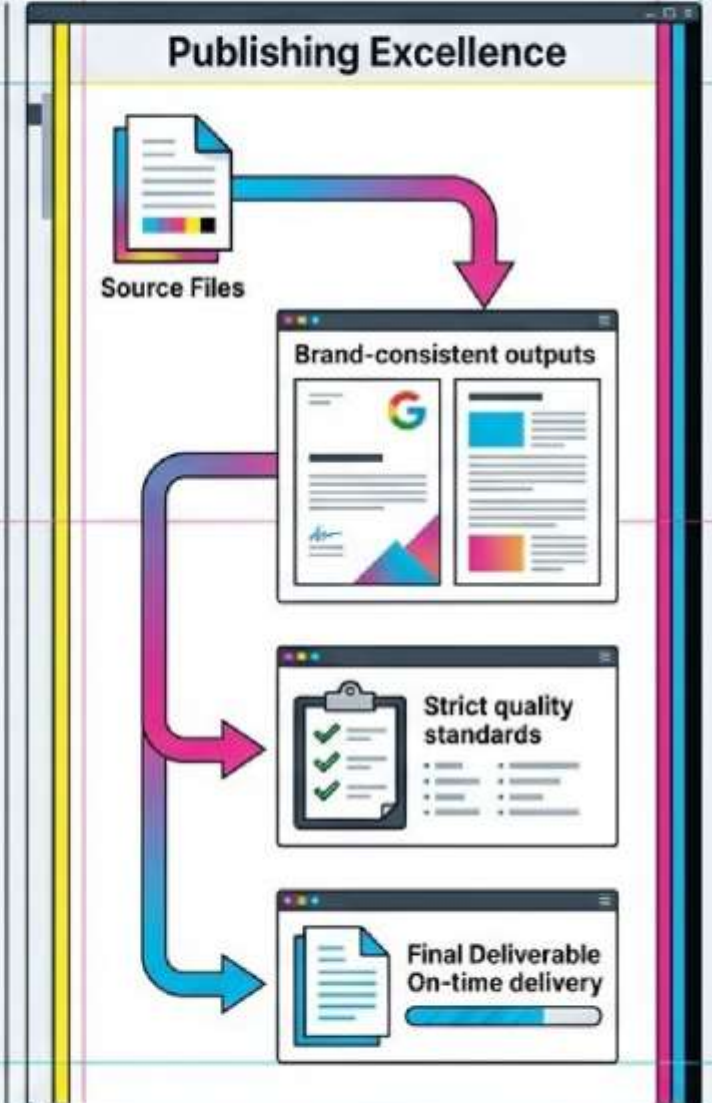
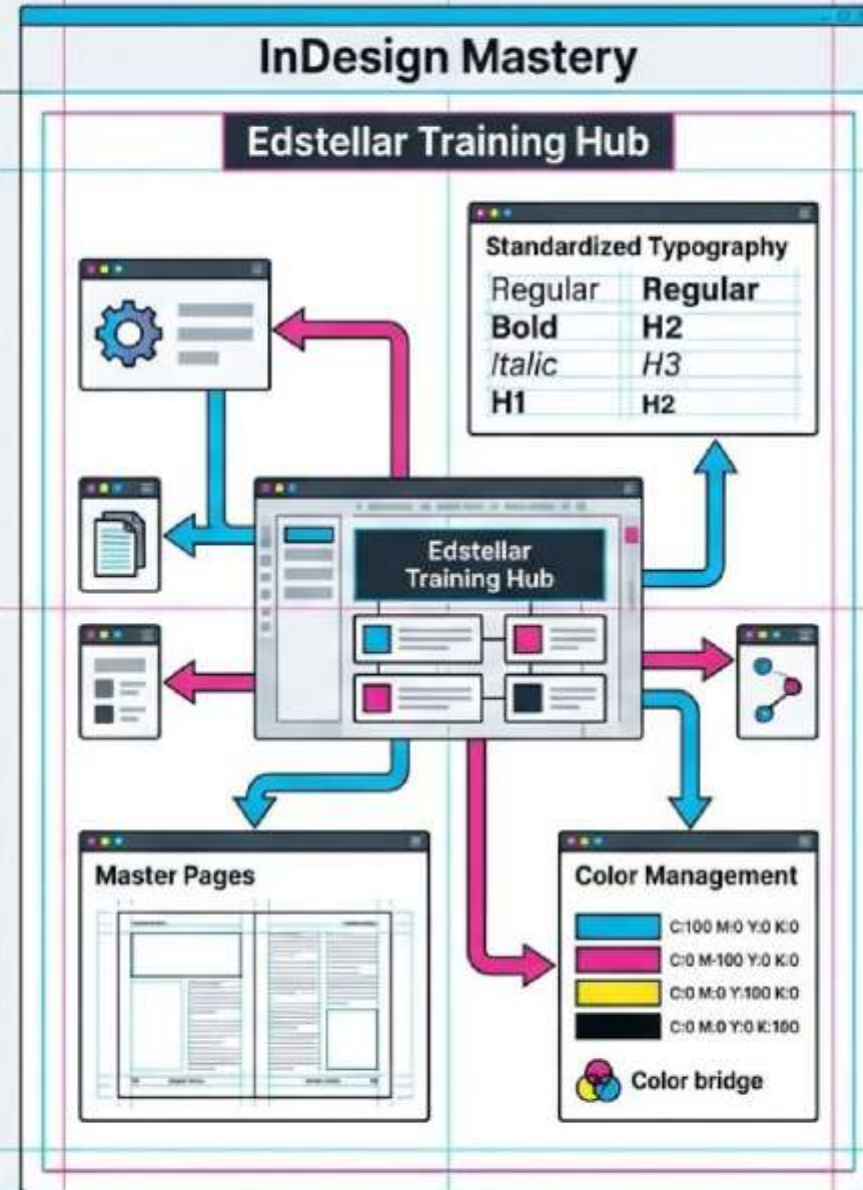
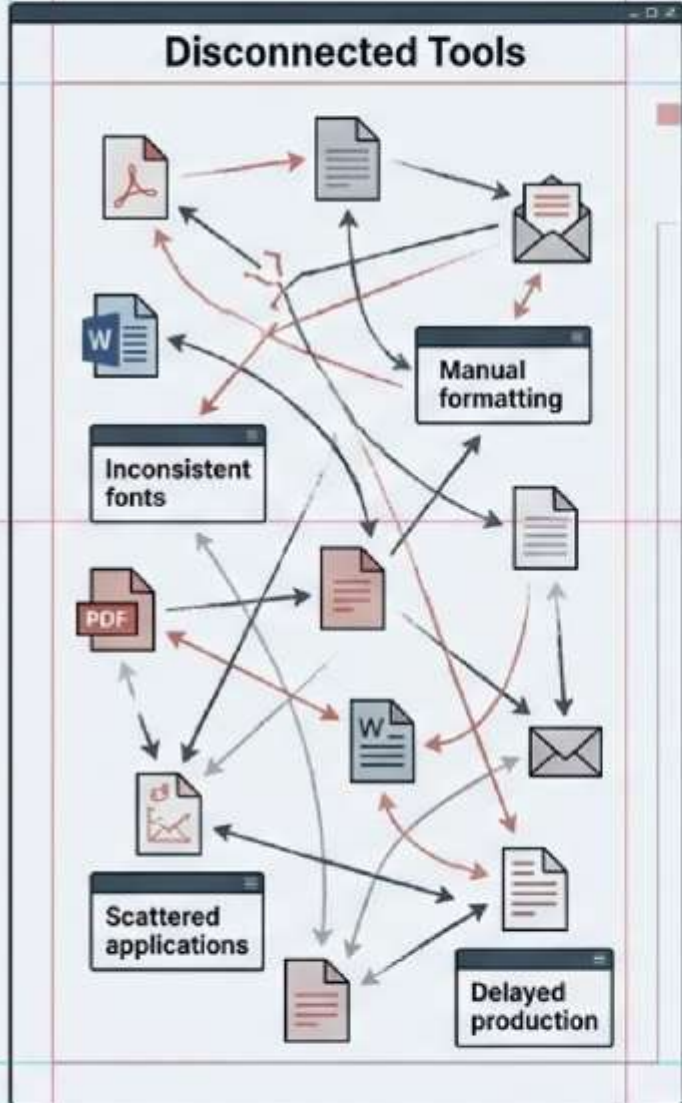
LOREM IPSUM

HEADER PLACEHOLDER

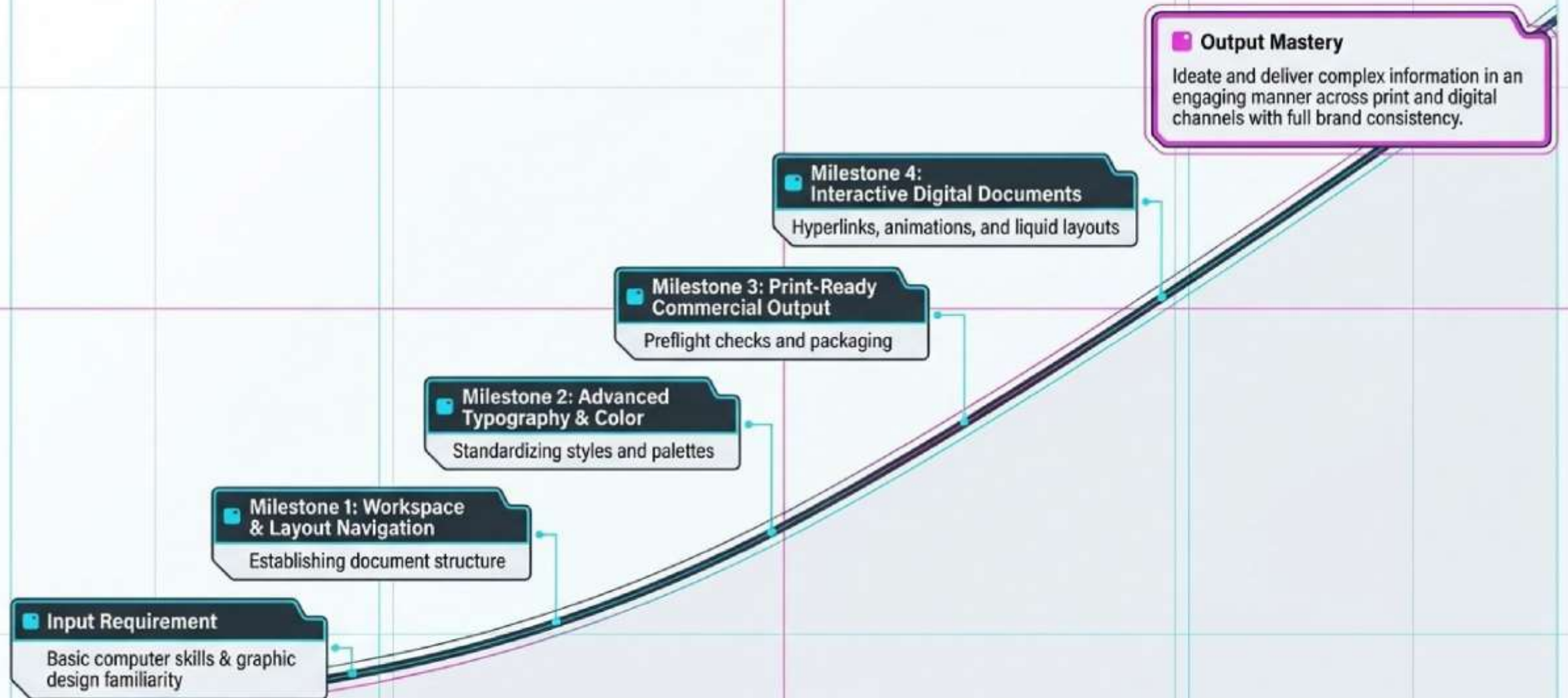
INNOVATION STRATEGY

CYAN: 100% MAGENTA: 100% YELLOW: 0% KEY: 0%

edstellar



# Studio Blueprint Activation Curve



# Target Audience



## Core Technical Practitioners

Graphic Designers  
Print Designers  
Layout Artists  
Production Artists

**Focus:** Daily execution, precise layout formatting, and print-ready delivery.



## Systems & Architecture

Digital Publishers  
Visual Designers  
Editorial Designers  
Publication Designers

**Focus:** Multi-channel output, interactive PDFs, and complex document structuring.



## Strategy & Management

Art Directors  
Creative Directors  
Content Managers  
Marketing Designers

**Focus:** Brand consistency, workflow efficiency, and high-level design strategy.

# Curriculum Synthesis Roadmap

## Phase 1: Foundational Layout

Modules 1–5

Building the essential toolkit: workspace navigation, master pages, text control, style creation, and graphic management.

## Phase 2: Applied Design & Production

Modules 6–11

Intermediate/Advanced techniques: complex tables, color management, print-ready PDF preflight, and sophisticated GREP style systems.

## Phase 3: Advanced Features & Digital

Modules 12–16

Publishing mastery: effects, multi-file book production, index generation, and interactive digital document design.

**Workspace & Navigation**  
Customizing toolbars, panels, viewing modes, and implementing high-speed keyboard shortcut workflows.


**Master Pages**  
Establishing document structure, automated headers/footers, and dynamic text variables.

**InDesign  
Layout  
Foundations**

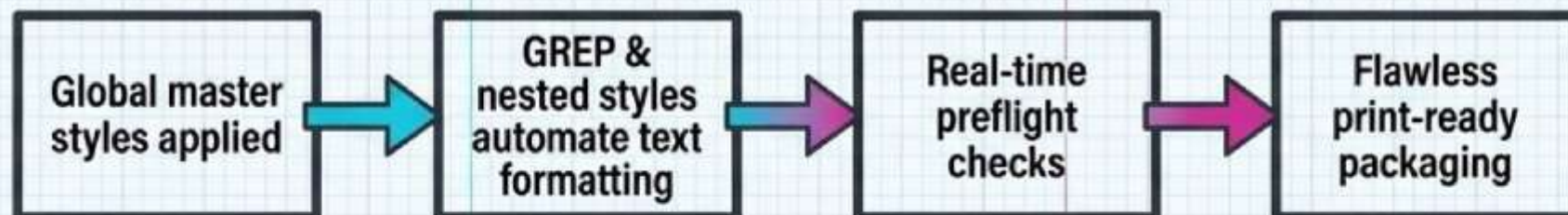
**Text & Typography**  
Linking text frames, tracking/kerning, glyph manipulation, and threading text continuously.

**Styles & Graphics**  
Defining paragraph/character/object styles, and managing image linking vs. embedding with text wrap boundaries.

## Manual Production



## InDesign-Enabled



## Technical Toolkit

### Color Management

Swatches, gradients, spot colors, tint reductions.

### Advanced Data

Cell formatting, fixed dimensions, graphic placement in tables.

### GREP Automation

Writing expressions for instant, complex text pattern styling across long documents.

## Effects & Transparency

Controlling opacity, blending modes, alpha channels, and precise clipping paths.



## Long Document Tools

Managing the Book panel, automated Table of Contents generation, indexing, and cross-referencing.



# Advanced Publishing Output



## Advanced Graphics

Utilizing Adobe Bridge/Mini Bridge imports, anchored objects, and placing nested InDesign layouts.



## Digital Publishing

Engineering interactive PDFs with hyperlinks, SWF file integration, Liquid Layouts for responsive screens, and interactive form fields.



# Design & Production Capabilities



## Brand-Consistent Design

Ensures visual elements align with identity, fostering recognition and trust across collateral.



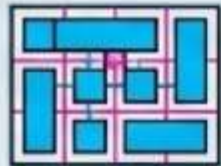
## Advanced Typography

Arranges type to elevate readability, user experience, and aesthetic appeal.



## Color Management

Controls color accuracy across all devices and media for consistent, high-quality visuals.



## Complex Layout Design

Engineers intricate, structurally sound layouts tailored for varied print and digital media.



## Interactive PDF Creation

Designs engaging, multimedia-rich documents that boost audience retention.



## Long Document Management


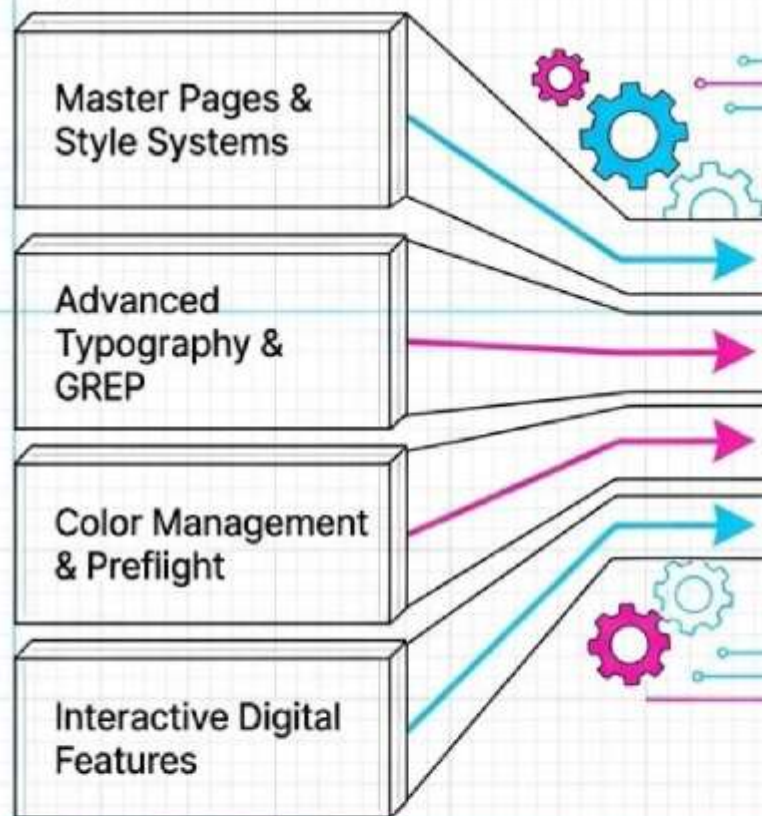
Organizes, stores, and seamlessly retrieves extensive document data via master indexing.

# Diagnostic Comparison Matrix

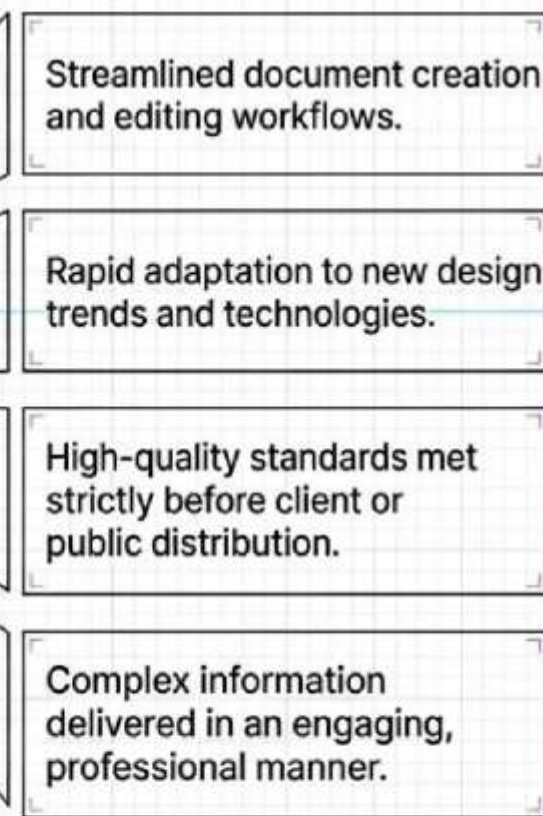
	Print Publication	Brand Marketing Collateral	Digital & Interactive Documents
Core InDesign Feature	Preflight, packaging, and separation preview	Master pages, paragraph/character styles, and swatches	Liquid Layout, hyperlinks, and animations
Key Skill Applied	Spot colors and print-ready PDF export	Brand-consistent design and GREP styles	Interactive PDF creation and SWF/EPUB export
Business Outcome	Commercially print-ready documents delivered on time and to exact spec	On-brand marketing materials produced faster with zero revision cycles	Engaging digital publications that inform and convert audiences across channels

# Edstellar InDesign Training Process: From Inputs to Outputs

## Inputs



## Outputs



# Training Logistics Comparison



## Virtual Live Instructor-Led

- ✓ Global reach for distributed teams.
- ✓ Learn in-place without travel requirements.
- ✓ Easily scalable for large participant groups.



## On-site Face-to-Face

- ✓ Immersive, hands-on demonstrations.
- ✓ Direct, real-time process troubleshooting.
- ✓ Tailored directly to your specific workplace environment.



## Off-site Face-to-Face

- ✓ 100% distraction-free environment.
- ✓ Fosters team bonding and creative collaboration.
- ✓ Dedicated scheduling away from daily operational friction.

# Testimonials



Our production turnaround times have improved by 35% while maintaining the highest quality standards for our premium clients.”

– Carmine Cunningham,  
Print Designer (Brand  
Publishing Solutions)



I now efficiently produce magazines, catalogs, and digital publications with consistent branding. The advanced styling techniques have significantly improved our workflow.”

– Mateusz Wisniewski,  
Publication Designer  
(Graphic Design Tech)



The hands-on approach and expert guidance helped our teams improve technical depth, problem-solving skills, and execution across multiple projects.”

– Aditi Rao, L&D Head  
(Global Technology  
Company)

A world map with a network of light blue lines connecting various points across the continents, representing global connectivity. The map is overlaid with a grid and a horizontal line that serves as a timeline for the four key features.

## Global Capability

Delivering across 100+ countries in 10+ languages (English, Español, Deutsch, Français, 日本語, etc.).



## Elite Instructors

Certified industry experts (e.g., Nandini, Aditi, Madhu) bringing decades of practical publishing experience.



## Institutional Scale

Offering over 2000+ high-demand training programs globally.



## Professional Recognition

Official Course Completion Certificates awarded to validate team upskilling and drive employee retention.



# Master Your InDesign Publishing Workflow.

Train your design teams to ideate, layout, and deliver complex information in engaging print and digital publications that uphold the highest quality standards.