

Oracle Business Intelligence Corporate Training

Equipping Professionals With Data Analysis And Reporting Skills

Empower your teams with expert-led group training designed to meet specific corporate needs. Build lasting capabilities that translate into real performance gains through interactive dashboard creation, report generation, and data visualization.



The Evolution Of Data Intelligence



Traditional Reporting

Manual reporting, complex datasets leading to delayed insights, and siloed decision-making.



Targeted Upskilling

Comprehensive instructor-led training in Oracle Business Intelligence suite and advanced data methodologies.



Data-Driven Enterprise

Actionable insights, operational optimization, interactive dashboards, and rapid strategic planning.

Program Framework And Scope



Duration

24 To 32 Hours



Format

Instructor-Led Group
Training



Delivery Modalities

Virtual, On-Site, Or
Off-Site



Scale

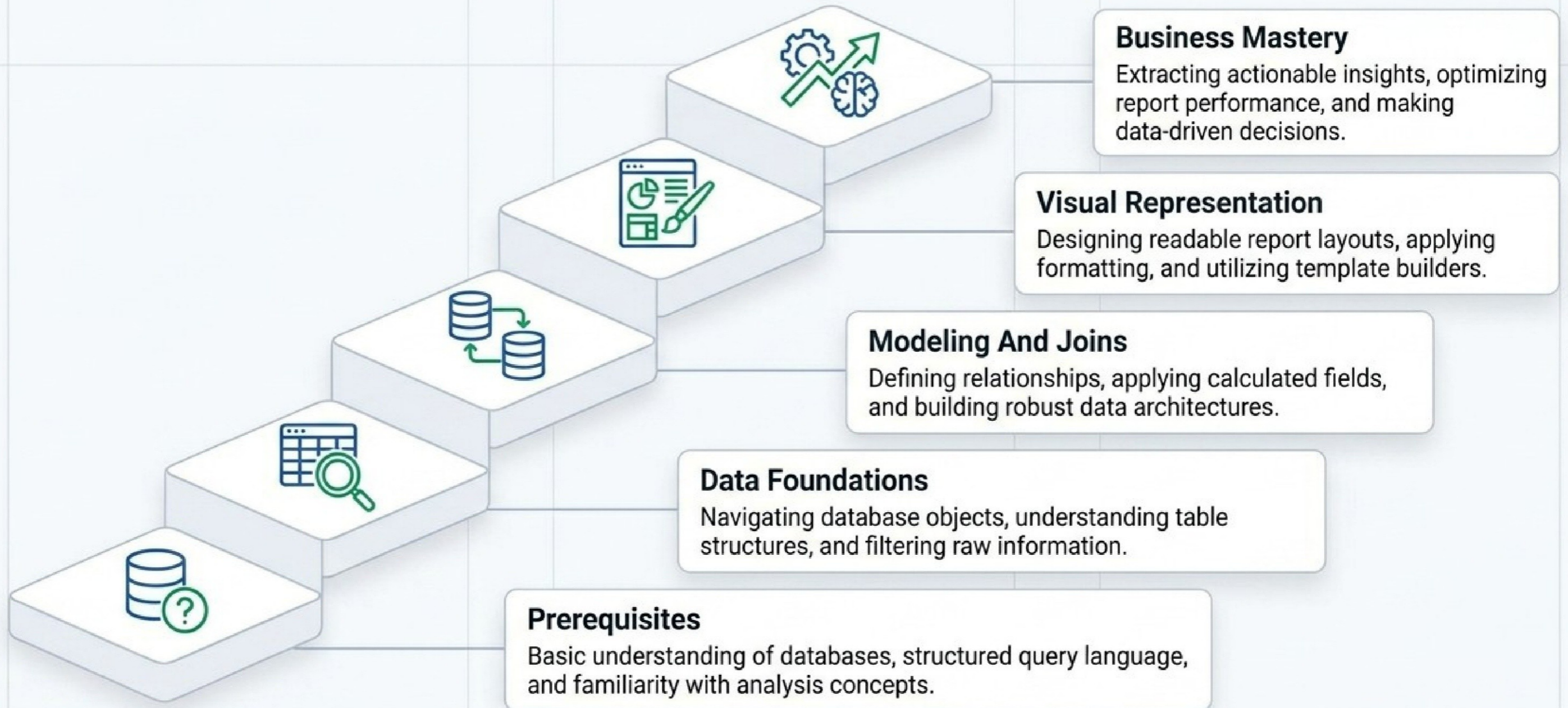
10,000 Plus Trainers Available



Validation

Official Course Certificate

The Capability Activation Curve



A Structured Path To Mastery

Foundational Data Retrieval

- Business Intelligence Concepts
- Structured Query Language Syntax
- Px Tables

Establishing the core knowledge required to query, sort, and organize complex organizational data.



Advanced Data Modeling

- Publisher Navigation
- Data Model Editor
- Custom Joins

Structuring data relationships and adding calculated expressions to support customized business requirements.



Enterprise Reporting

- Report Layout Editor
- Template Builder
- Output Configuration

Designing reusable, interactive, and visually compelling dashboards to drive strategic initiatives.

Phase One: Foundational Data Retrieval

Component Overview

Understanding the functionalities of each suite component.

Aggregation

Grouping data based on specific columns and functions.

Core Principles

Data Filtering

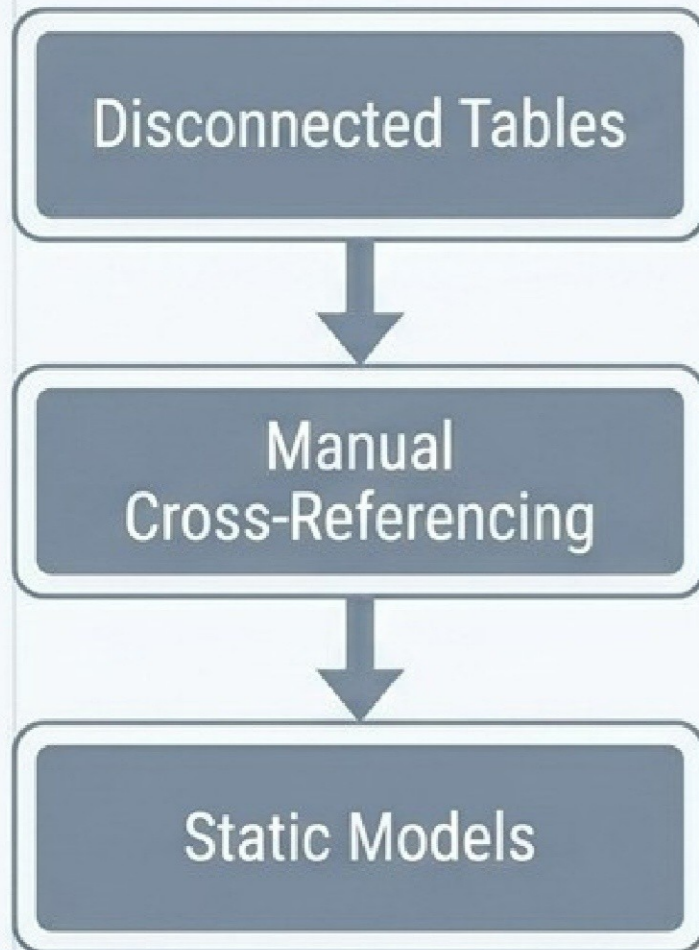
Utilizing logical operators and comparing values for specific conditions.

Table Navigation

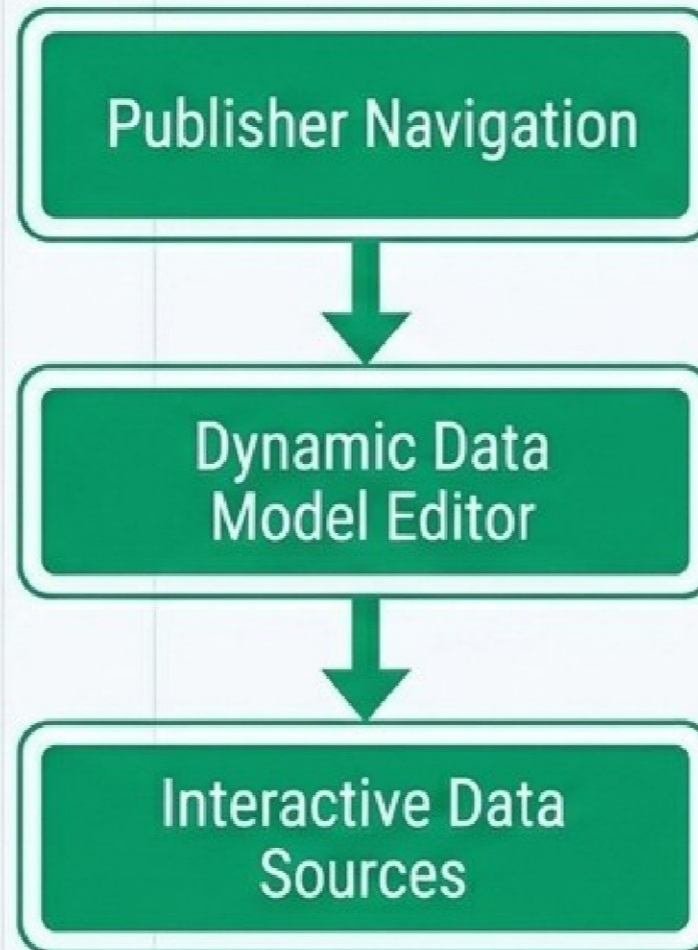
Exploring Px tables, managing synonyms, and utilizing wildcards.

Phase Two: Advanced Data Modeling

Traditional Method



Course-Enabled Method



Data Joins

Specifying relationships between tables based on shared architecture.



Calculated Fields

Creating new fields using mathematical and logical formulas.



Data Filters

Defining constraints to control exact information displayed.



Model Editing

Adding views to models to meet specific reporting needs.

Phase Three: Enterprise Reporting

Layout Editing

Arranging and formatting elements for maximum readability and impact.

Reusable Components

Designing templates with Template Builder to maintain consistency.

Visual Decision Making

Output Configuration

Setting delivery options for multiple different presentation formats.

Custom Formatting

Applying advanced styling to tables, charts, headers, and footers.

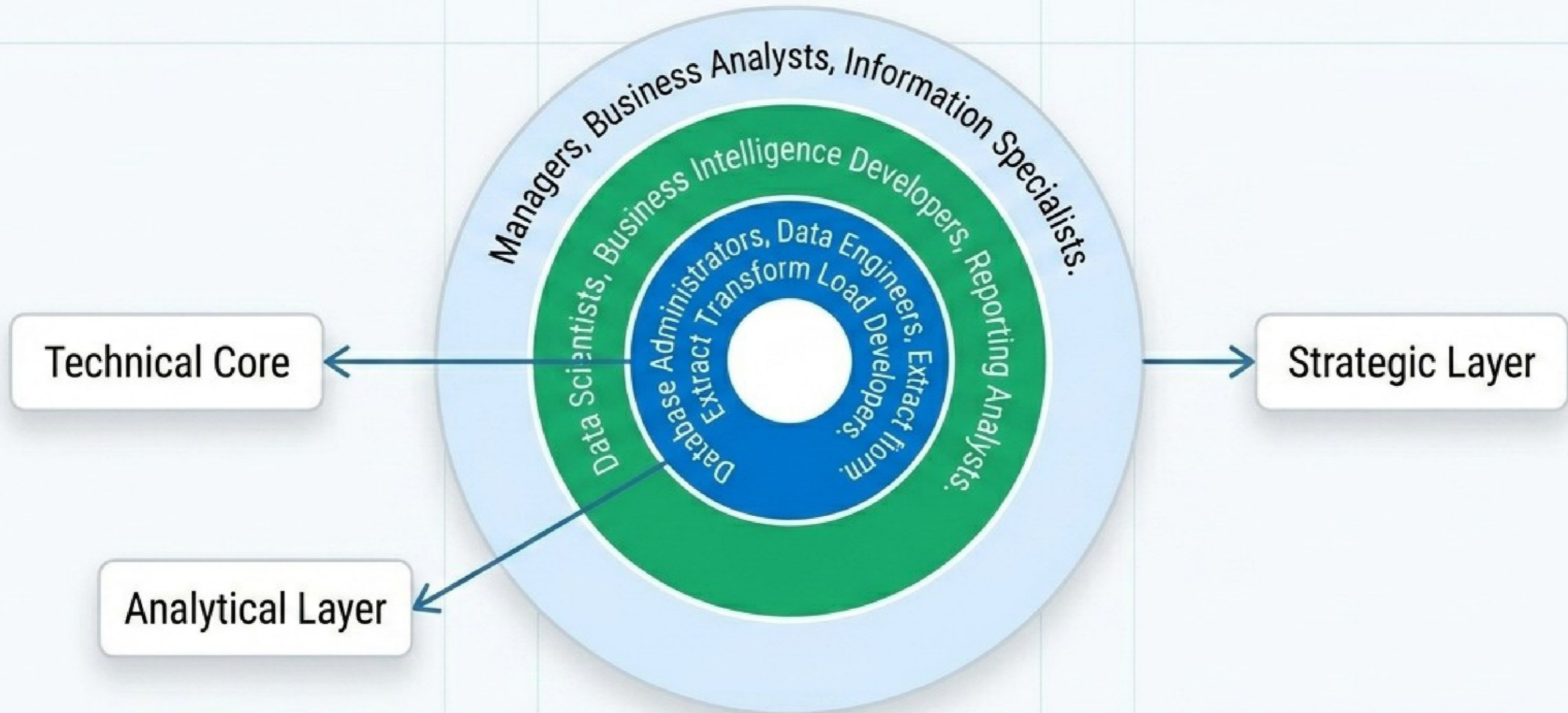
Skill-To-Role Diagnostic Matrix

Competency Area	Target Professional Roles	Organizational Outcome
Data Analysis And Querying	Data Scientists, Database Administrators	Extract meaningful insights, identify trends, and drive strategy development.
Data Modeling	Database Developers, Data Engineers	Ensure accurate data management and effective organization of large datasets.
Visualization And Reporting	Business Analysts, Managers, Reporting Analysts	Compile structured information to optimize decision-making processes.

The Business Value Transformation Engine



Target Audience Alignment



Flexible Delivery Modalities



Virtual Live Training

- ✓ Consistent quality across various global locations.
- ✓ Employees attend in their own space without travel.
- ✓ Scalable to accommodate large groups of participants.



On-Site Face-To-Face

- ✓ Higher engagement through direct face-to-face interaction.
- ✓ Workplace environment tailored to specific learning requirements.
- ✓ Improved team collaboration and localized knowledge sharing.



Off-Site Face-To-Face

- ✓ Distraction-free environment improves learning engagement.
- ✓ Team bonding enhanced through dedicated group activities.
- ✓ Boosts morale and reflects commitment to employee development.

Proof of Impact

“The Oracle Business Intelligence training transformed our team’s entire approach to technical mastery management and execution. The extensive coverage of strategic frameworks, interactive labs, and these proven concepts to optimized processes. Our department achieved a remarkable fifty percent improvement in operational efficiency metrics. Our team’s productivity and solution quality have improved measurably, validating this investment.”

Mustafa Saleh

Senior Software Engineer

Mission-Critical Database Services

Global Delivery Capabilities

Geographic Scale

100 Plus

Countries with available delivery capability, ensuring seamless integration for distributed enterprise teams.

Linguistic Coverage

10 Plus

Supported languages including English, Spanish, Mandarin, German, Arabic, Portuguese, Hindi, French, Japanese, And Italian.

Activate Your Organization's Potential



Transform your raw data into strategic foresight. Request a custom group training proposal tailored to your specific organizational goals.

edstellar.com

contact@edstellar.com