

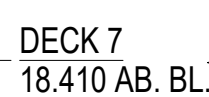
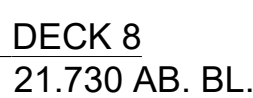
Technical drawing of the Ocean Odyssey ship, showing a side elevation and an aft view.

Side Elevation:

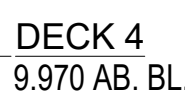
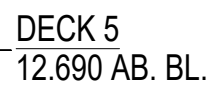
- Scale: #0 to #120 (52000 units).
- Deck Height Specifications (mm A.B.I.):
 - DECK 9, 21850 mm A.B.I.
 - DECK 8, 21130/ 21730 mm A.B.I.
 - DECK 7, 18410 mm A.B.I.
 - DECK 6, 15690 mm A.B.I.
 - DECK 5, 12690 mm A.B.I.
 - DECK 4, 9970 mm A.B.I.
 - DECK 3, 7250 mm A.B.I.
 - DECK 2, 4500 mm A.B.I.
 - DECK 1, 1400 mm A.B.I.
- Labels: OCEAN ODYSSEY, MF8, W.L.

Aft View:

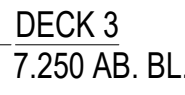
- Scale: 0 to 120 (52000 units).
- Labels: OCEAN ODYSSEY, W.L., CL, AFT VIEW.



AREA	CREW CABIN TYPE	QTY
24	CHIEF ENGINEER'S CABIN	1
25	CAPTAIN'S CABIN	1
TOTAL		2



AREA	CREW CABIN TYPE	QTY
68	1 CREW CABIN F	1
	TOTAL	1



AREA	EXPEDITION CABIN TYPE		QTY
81		1 EXPD CABIN	1
82		2 EXPD CABIN	4
	TOTAL		5

AREA	CREW CABIN TYPE	QTY
	3 CREW CABIN	2
	2 CREW CABIN	29
	1 CREW CABIN	1
	TOTAL	32



AREA	EXPD CABIN TYPE	DECK	QTY	PERSON/ CABIN	TOTAL CAPACITY	NUMBERS
81	1 EXPD CABIN	3	1	1	1	3303
82	2 EXPD CABIN	3	4	2	8	3304-3305-3306-3307
		TOTAL	5		9	

DWN	CHK	DATE	DCM No
-----	-----	------	--------

PLAN No.	ISSUED BY
----------	-----------

D. THE DOCUMENT/DRAWING IS NOT TO BE A MERCHANTS HEAVY INDUSTRY DETRIMENTAL TO OR IN COMPETITION WITH LTD. THE DOCUMENT AND ASSOCIATED HEAVY INDUSTRY (MANOH/CO.,LTD. SHALL BE UNTER OR REQUESTED.	SS _____ DATE _____ _____ _____ _____
---	--

Source: *Author's calculations*.

[illegible]