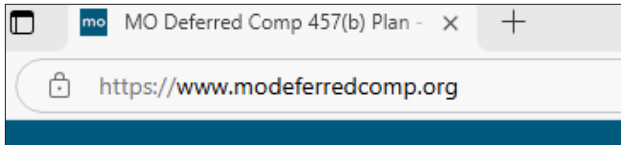


HOW TO RESET YOUR USER ID & PASSWORD

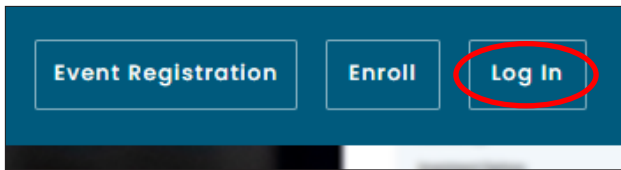


Follow these steps to reset your User ID or password in Account Access.

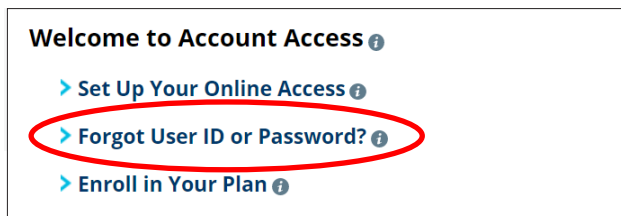
- 1 Visit www.modeferredcomp.org.



- 2 Click the **Log In** button at the top of the page.



- 3 Click **Forgot User ID or Password?** link towards the bottom of the page.



- 5 Enter in your personal information and select your **Reset Option** from the drop down. When complete click **Next**.

A screenshot of the "Forgot Login Information" form. The form is titled "Forgot Login Information" and includes the instruction "Please enter your information and select which login field(s) to reset." It contains fields for "SSN" (Last 4 digits), "Confirm SSN" (Last 4 digits), "Date of Birth" (mm/dd/yyyy), and "Zip Code" (with a checkbox for "I have a non-US address"). There is also a reCAPTCHA "I'm not a robot" checkbox. At the bottom, there is a "Reset Option" dropdown menu with the following options: "Select reset option", "Retrieve User Id", "Reset User Id", "Reset Password", and "Reset User Id & Password". The dropdown menu is open, showing these options.

- 6 Follow and complete the prompts on the following page.



NOTE: If you select *Retrieve User ID*, it will send your existing User ID to the email address on file. If you select any of the other options, it will send a security code to the email address on file. Enter that security code in the designated box to complete the process.