

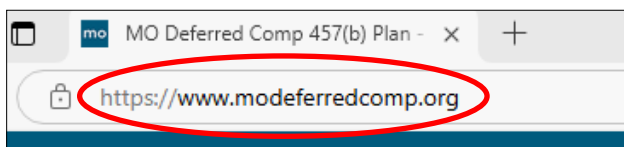
# HOW TO LOG IN TO YOUR ACCOUNT



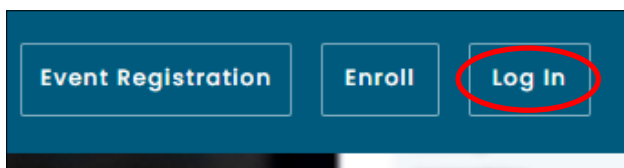
Follow these steps to sign in to your MO Deferred Comp account.

## OPTION 1: LOG IN USING THE WEBSITE

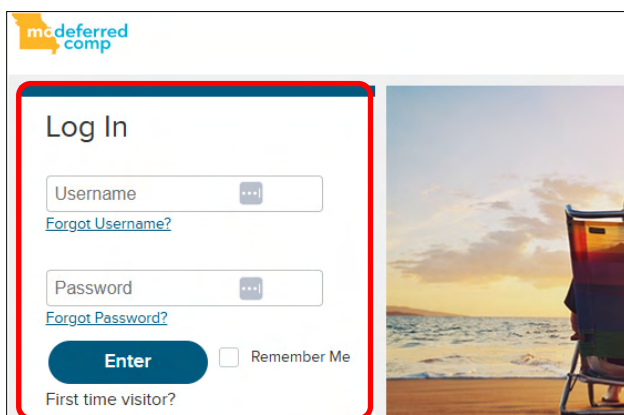
- 1 Visit [www.modeferredcomp.org](https://www.modeferredcomp.org).




- 2 Click the **Log In** button at the top of the page.



- 3 Enter your **Username** and **Password** and click the blue **Enter** button.

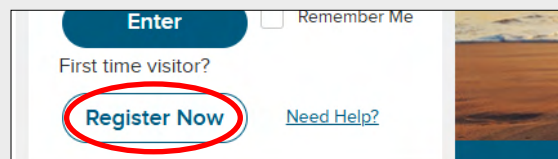


 **NOTE:** If you do not have a Username and Password for your online account, you will need to set up your credentials before attempting to log in through [www.modeferredcomp.org](https://www.modeferredcomp.org). See the directions in the box to the right to set up your online access.

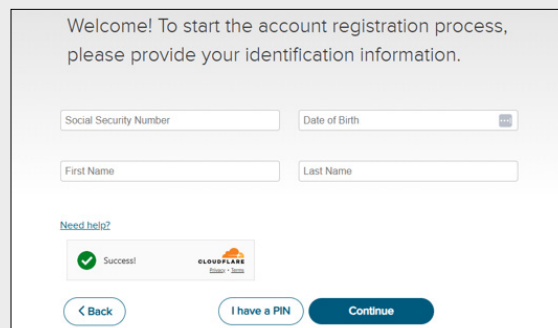
## SET UP YOUR ONLINE ACCESS

This is for state employees who have a deferred comp account, but have never logged in through the plan's website.

- 1 Visit [www.modeferredcomp.org](https://www.modeferredcomp.org).
- 2 Click on the **Log In** button at the top of the page.
- 3 Click the **Register Now** button.



- 4 Enter in your personal information. If a PIN was sent to you, click the **I have a PIN** button and enter in your PIN. If you do not have a PIN, select **Continue** and choose how you would like your PIN sent to you.



- 5 Create a username and strong password. You'll use these credentials to log in to your account. An email address is required and a mobile phone number is recommended to complete your account registration, enable multifactor authentication and to recover your account credentials.
- 6 Verify your account using a one-time passcode sent to your mobile phone or email.