

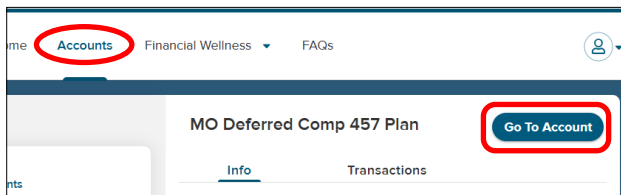
HOW TO COMPLETE A FUND TRANSFER



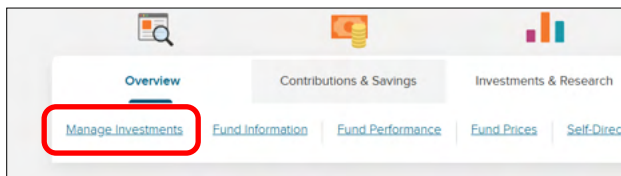
Follow these steps to move your money between investment options.

1 Log in to your MO Deferred Comp account by visiting www.modeferredcomp.org.

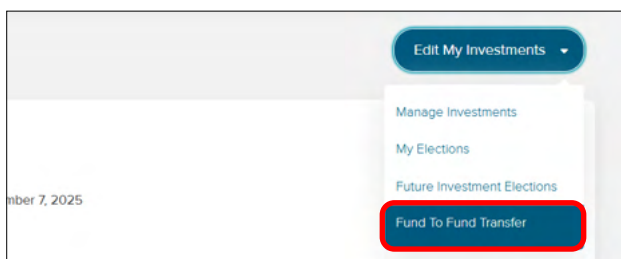
2 Click on **Accounts** at the top of the page then choose an account from the lefthand side that you would like to transfer a fund(s). Then, click the blue **Go To Account** button.



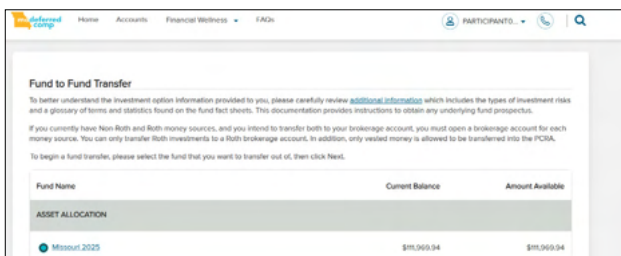
3 Hover over the **Investments & Research** menu item and click **Manage Investments**.



4 Click the **Edit My Investments** button, then choose **Fund to Fund Transfer** from the dropdown menu.



5 Choose the fund you want to transfer out of, then click **Next**.



6 Complete the **From** and **To** transfer form sections. If you would like to do another transfer, click **Save and Enter Another**, or if you're finished, click the **Finish and Review All Transfers** button.

7 Review your changes and click **Submit**. You'll receive a **Fund Transfer Confirmation**.