

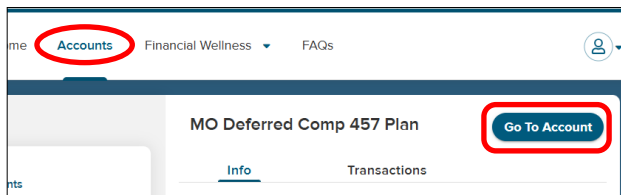
HOW TO CHANGE YOUR FUTURE INVESTMENT CHOICES



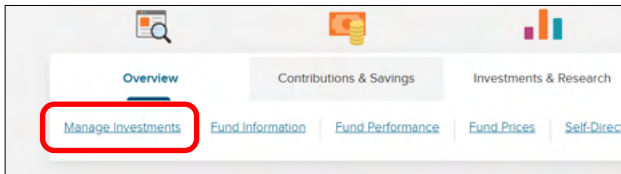
Follow these steps to change how your future payroll contributions will be invested.

1 Log in to your MO Deferred Comp account by visiting www.modeferredcomp.org.

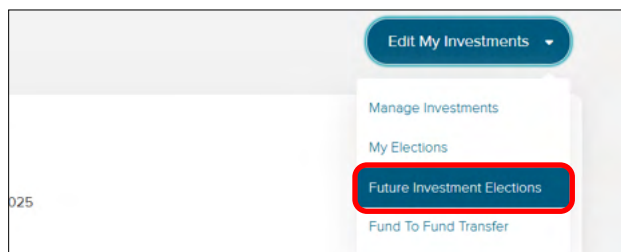
2 Click on **Accounts** at the top of the page then choose an account from the lefthand side that you would like to change how the future payroll contribution is invested. Click the blue **Go To Account** button.



3 Hover over the **Investments & Research** menu item and click **Manage Investments**.



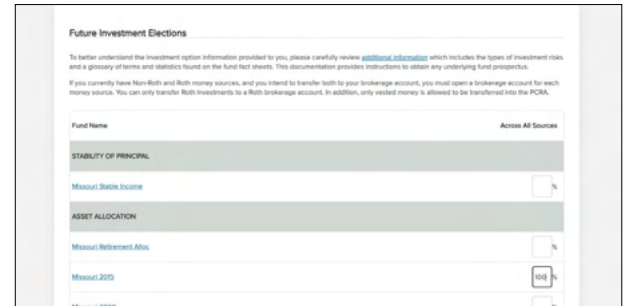
4 Click the **Edit My Investments** button, then choose **Future Investment Elections** from the dropdown menu.



4 Choose whether you want to change elections across **ALL** sources or for **specific sources**, then click **Next**.



5 Make your future investment allocation choice by indicating which fund(s) you would like your payroll contribution to be invested in, then click **Next**.



6 Verify the election change is accurate and click **Submit**. You'll receive a **Change Elections Confirmation**.

