

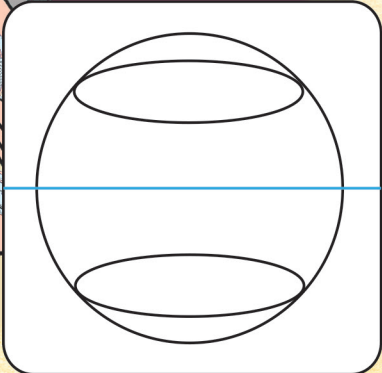
Arty lines

Use Mathomat to explore parallel lines on a plane.

If a line of latitude is equidistant from the equator, doesn't that mean that latitude lines are parallel to one-another?



Yes, parallel lines never meet. Like, if you extend the parallel lines on Mathomat, they go on for ever and never meet.

Latitude lines on a sphere are often called 'parallels'. They are circles which get smaller in radius as they get nearer the North or South Poles. In a 3D drawing, they look like parallel ellipses. Use your Mathomat to add an ellipse to represent the Equator on Jack's diagram on the right.

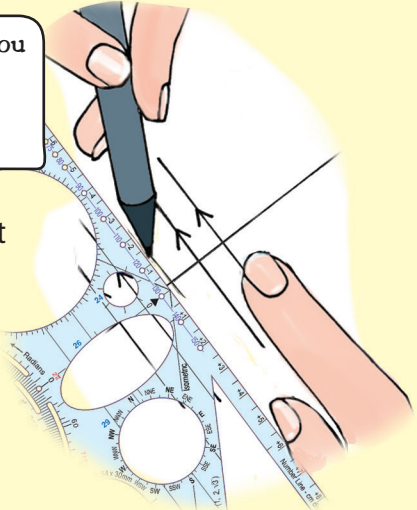


There are several ways to draw parallel lines with Mathomat...

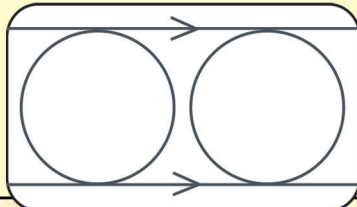
Apart from the parallel lines on Mathomat, you can use the perpendicular line at the centre. You can find the perpendicular on a sheet of paper by folding it twice.



Perpendicular lines intersect at right angles, so the creases will give you the first line. Draw the next by lining up the edge of Mathomat along the perpendiculars. Mark the parallels with arrows.



Another way to draw parallels is to use a shape on Mathomat, and draw lines across the top and bottom, as with these circles. Complete the diagram with the hexagon shape.



Carrie and Jack visit an art gallery...


This artist has used parallel lines to create an Op Art painting. Artists like Bridget Riley and Vasarely pioneered a movement in the 1960's often just using straight lines to explore colour.



It looks great. I'd like to try creating an abstract like this.



Use the methods shown to draw parallel lines with Mathomat...



Design your own parallel abstracts. You could combine parallels with Mathomat shapes.

Find full size printable pages in **MAC**.

