



PROGRESSIVE WEB APP INSTRUCTIONS

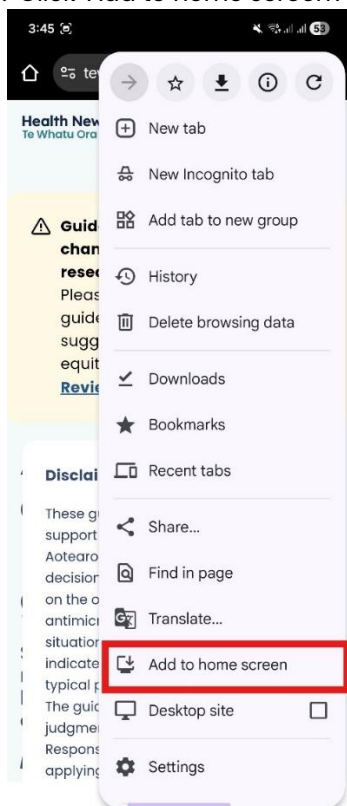
- A progressive web app is accessed via a browser (like any website) and can be saved to a home screen and opened like an app. It is fast and responsive, and updates automatically.
- This document explains how to make Te Whata Kura act as an app on your Android or iOS device.

Android:

1. Visit <https://tewhatakura.nz> using an internet browser on the device you will use the app on.
2. Click on the 3 vertical dots at the top of the page:



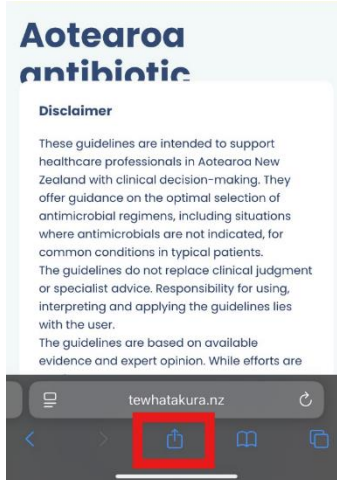
3. Click 'Add to home screen':



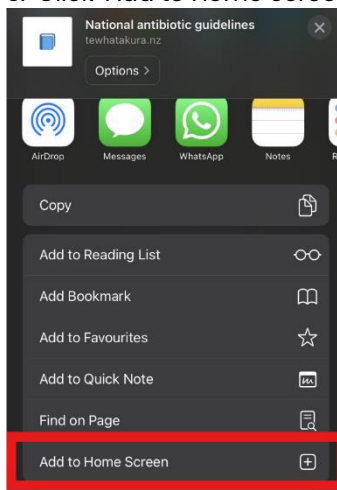
4. The app should now be on your home screen.

iOS:

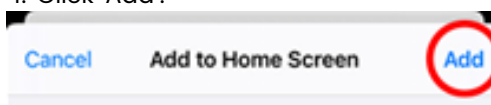
1. Visit <https://tewhatakura.nz> using an internet browser on the device you plan to use the app on.
2. Click on the 'Share' icon at the bottom of the page:



3. Click 'Add to Home Screen':



4. Click 'Add':



5. The app should now be on your home screen.