

















Isometric View

## SELECT DESIRED TOP

- ☐ Trash Top
- 
- ☐ Trash/Rain Top
- 
- ☐ Planter Top
- 

## SELECT DESIRED FINISH

- ☐ B\* - Bronze 
- ☐ C\* - Copper 
- ☐ MB\* - Matte Black 
- ☐ SS\* - Stainless Steel 
- ☐ BR\* - Brass 
- ☐ CI\* - Cast Iron 
- ☐ CN - Concrete 
- ☐ MG - Matte Grey 
- ☐ ST - Sterling 
- ☐ BK - Shiny Black 
- ☐ SW - Shiny White 
- ☐ MW - Matte White 
- ☐ CF - Coffee 
- ☐ R - Oxblood 
- ☐ BN - Bone 
- ☐ L - Limestone 

☐ EXTRA WEIGHT

8 to 10 lbs added at base of container for increased stability.

## SELECT DESIRED SIZE

	Size (in)	Diameter (in)	Base (in)	Height (in)
<input type="checkbox"/>	14 x 14 x 28	14	14	34
<input type="checkbox"/>	14 x 14 x 34	14	14	34
<input type="checkbox"/>	18 x 18 x 28	18	18	28
<input type="checkbox"/>	18 x 18 x 34	18	18	34
<input type="checkbox"/>	24 x 24 x 28	24	24	28
<input type="checkbox"/>	24 x 24 x 34	24	24	34

\* Fusion finish metal bonded to fiberglass

## Notes:

1. Installation to be completed in accordance with manufacturer's specifications.
2. Do not scale drawing.
3. This drawing is intended for use by architects, engineers, contractors, consultants and design professionals for planning purposes only. This drawing may not be used for construction.
4. All information contained herein was current at the time of development but must be reviewed and approved by the product manufacturer to be considered accurate.