

ALUMERO

EN



**SUSTAINABLE
SOLAR
SOLUTIONS**

easySPEED 2
DATASHEET

easySPEED 2



Our innovative and aerodynamic mounting system for solar installations on flat roofs combines the stability of a rail-based system with the flexibility of a plate-based design. It ensures fast, secure, and stable installation with long-term reliability.

Your big plus.


- + **Optimal Load Distribution**
 - Large base plates with permanently bonded fleece
 - Economical ballasting for minimal point loads and even load distribution
 - Non-penetrative ballasting
- + **Lightning Current Carrying Capacity and Potential Equalization**
 - Reliable discharge of lightning currents up to 50 kA and potential equalization tested and confirmed by a DAkkS-accredited laboratory
- + **Safe and Reliable Design**
 - Structural safety confirmed by static verification
 - Excellent wind load resistance optimized through wind tunnel testing
 - Pressure resistance in heavy-duty version $\leq 5.76 \text{ kN/m}^2$
 - No caterpillar effect due to optimal position securing
- + **Flexible**
 - Stress-free installation thanks to integrated flexible joints
 - Compatible with various module sizes and types
 - Module clamping on the short as well as on the long side of the modules
 - Heavy-duty version available for high loads and demanding conditions
- + **Simple and Straightforward**
 - Compact components for efficient transport, space-saving storage, and easy handling
 - Simple installation using only one tool
 - Pre-assembly possible without modules using assembly jig



Technical Data

Description	Modular hybrid plate system for framed solar modules on flat roofs	
Use	Green, membrane, bitumen (with and without thermal insulation), concrete and gravel roofs	
Inclination	0° - 5°	
Modules	Type:	Framed modules
	Dimensions:	Width: 900 – 1500 mm Length: 1500 – 2500 mm
	Orientation:	Horizontal
	Field size:	Max. 20 x 25 Meter Min. 4 double modules (2 double modules overhang)
	Inclination:	~10° (typically 9 - 12°, depending on module width)
Distances	Roof:	~ 300 mm
	Roof edge:	Min. 600 mm
Loads	Wind:	Up to 3,00 kN/m ² (suction load)
	Snow:	Up to 5,76 kN/m ² *
Position / Verification of stability	Software assisted based on wind tunnels investigations and construction standards	
On-site requirements	The structural load-bearing capacity of the roof construction and the building structure, as well as the compressive strength of the roof build-up, must be ensured on-site. The general terms and conditions, warranty conditions, and usage agreement apply. Module approval must also be verified on-site.	
Screw mounting	M8 (A2-70)	
Torque	≤ 15 NM	
Components	Module clamps with earth pins, base plates, raisers, connecting rails length- and crossways (H-rails & cross profiles), profile holders, ballast trays, gravel ballast trays, ballast braces, ballast clips	
Material	Load bearing connecting parts: Aluminium EN AW 6063 T66 and EN AW 6005A T6; Module clamps: Aluminium EN AW 6063 T66; Screws: stainless steel A2-70, ballast trays: steel with aluminium-zinc-coating; Fleece: non-woven polyester	

* depending on system variant and used PV modules



easySPEED 2 System Overview Short Side Clamping

Clamping position short side

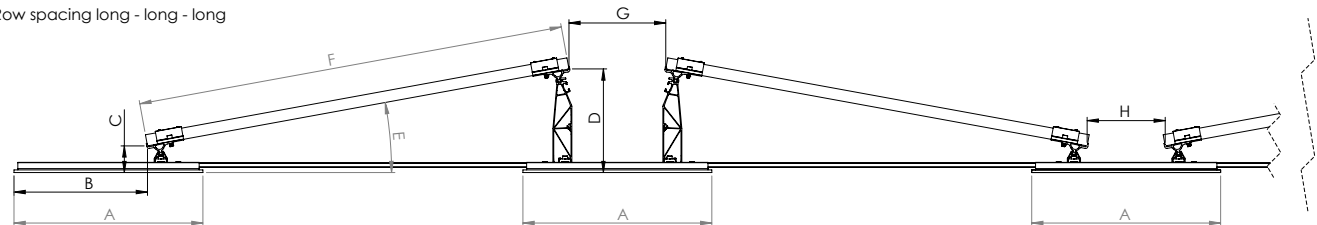


- + Fast installation
- + Reduced material requirements
- + Cost-effective solution

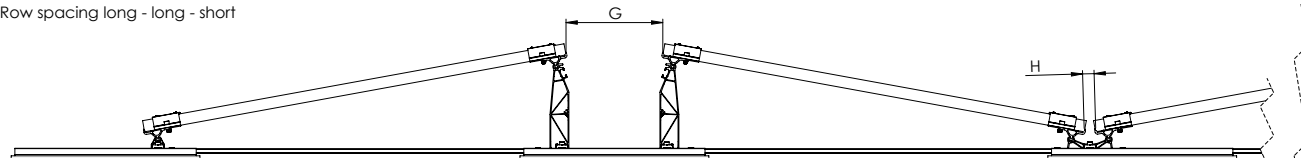
Row spacing	A (mm)	B* (mm)	C* (mm)	D* (mm)	E**	F (mm)	G (mm)	H* (mm)
long - long - long	500	~ 353,2	~ 70,6	~ 274,2	7,7° - 12°	990 - 1500	~ 260	~ 210
long - long - short	500	~ 353,2	~ 70,6	~ 274,2	7,7° - 12°	990 - 1500	~ 260	~ 71
long - short - short	500	~ 353,2	~ 70,6	~ 274,2	7,7° - 12°	990 - 1500	~ 120	~ 71

* Depending on mounting angle
 ** Depending on module width

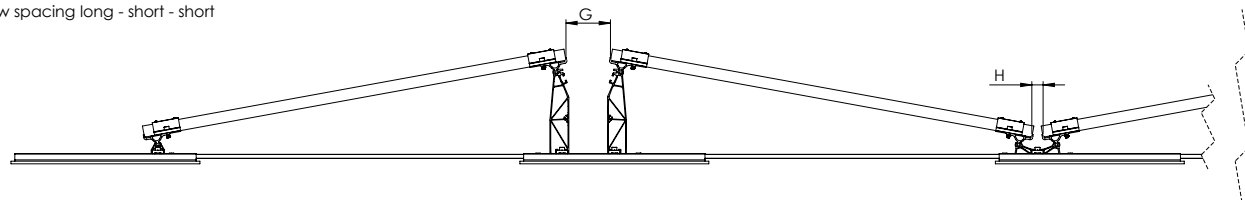
Row spacing long - long - long



Row spacing long - long - short

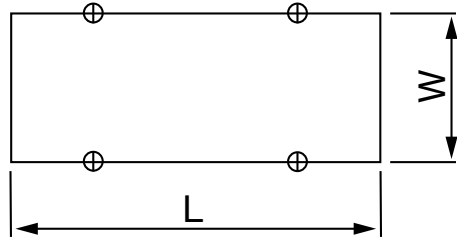


Row spacing long - short - short

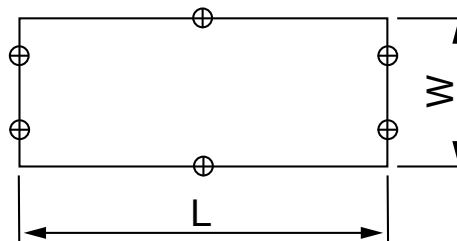


easySPEED 2 System Overview Long Side Clamping & Heavy Duty Variant

Clamping position long side



Clamping position Heavy Duty



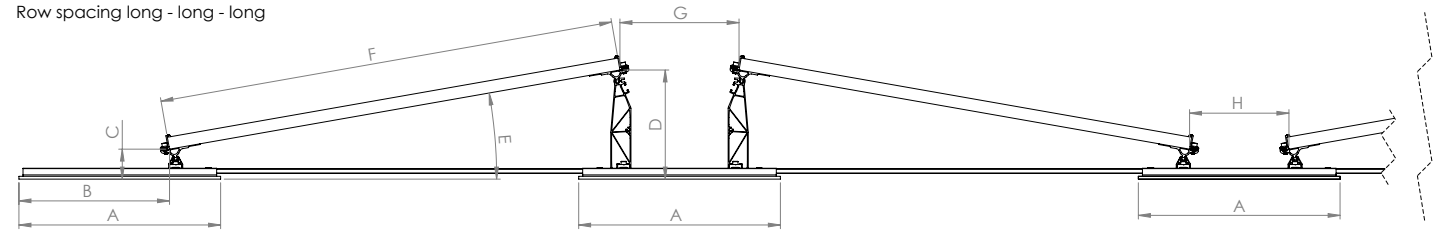
- + Increased Stability
- + Clamping at quarter point
- + High wind- and snowloads

Row spacing	A (mm)	B* (mm)	C* (mm)	D* (mm)	E**	F (mm)	G (mm)	H* (mm)
long - long - long	500	~ 373,2	~ 74,3	~ 270,6	7,5° - 11,5°	990 - 1500	~ 310	~ 240
long - long - short	500	~ 373,2	~ 74,3	~ 270,6	7,5° - 11,5°	990 - 1500	~ 310	~ 66
long - short -short	500	~ 373,2	~ 74,3	~ 270,6	7,5° - 11,5°	990 - 1500	~ 171	~ 66

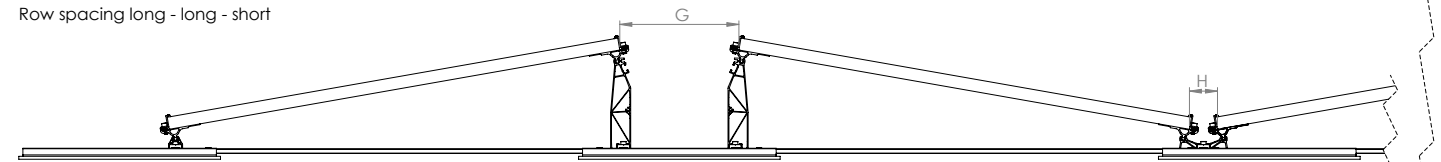
* Depending on mounting angle

** Depending on module width

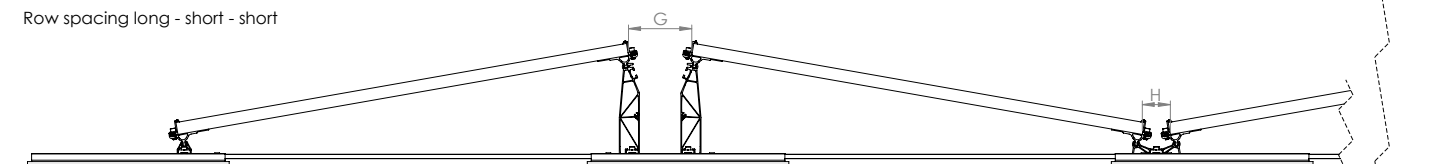
Row spacing long - long - long



Row spacing long - long - short



Row spacing long - short - short



easySPEED 2 System Components

Further products you can find in our product catalogue or on our website: www.alumerogroup.eu



Base plate 140 x 480 mm
Product No.: 200123-480



Base plate 240 x 480 mm
Product No.: 200124-480



Shim below ballast tray
Product No.: 200123-220



Raiser small
Product No.: 200121



Double raiser small
Product No.: 200134



Raiser large
Product No.: 200135



H-rail
Product No.: 200127-
*diverse Längen



Cross profile
Product No.: 200128-
*diverse Längen



Middle clamp 30-40
Product No.: 200302-30-40

Middle clamp 30-40 black
Product No.: 200392-30-40



End clamp
Product No.: 200305-*

End clamp black
Product No.: 200395-
*diverse Höhen



Profile holder
Product No.: 200129



Assembly jig
Product No.: 110303



Ballast tray
Product No.: 200106-
*diverse Längen



Gravel ballast tray
Product No.: 200107-
*diverse Längen



Ballast brace
Product No.: 200133



Ballast clip
Product No.: 200130



Hexagon socket bolt
Product No.: 800617



Washer
Product No.: 823002-24



Cable tie incl. clip
Product No.: 800706

ALUMERO Solar.Pro.Tool

Projekt planning in 8 steps

- 1 Master data
- 2 Roof data
- 3 Roof measurement
- 4 PV modules
- 5 Structure
- 6 CAD diagram
- 7 Structural design
- 8 Material list



We give our customers the possibility of creating technical, project related system designs incl. static calculation and project reports using our online software **ALUMERO Solar.Pro.Tool**.

ALUMERO Systematic Solutions GmbH
Sonnenweg 1-2 | AT-5162 Seeham
T +43 6217 / 6841-0
alumero@alumero.at
www.alumero.at