

ALUMERO

EN



**SUSTAINABLE
SOLAR
SOLUTIONS**

easyGREEN
DATASHEET



Our innovative and aerodynamic flat roof mounting system for solar installations on green roofs combines the stability of a rail-based system with the flexibility of a plate-based design. It ensures fast, secure, and stable installation with long-term reliability.

Your big plus.

- + Optimal Load Distribution
 - Large base plates with permanently bonded fleece
 - Economical ballasting for minimal point loads and even load distribution
 - Non-penetrative ballasting
- + Ideal for Green Roofs
 - Perfectly suited for retrofitting existing green roofs
 - No roof membrane penetration – full preservation of roof seal
 - Low point loads – protects sensitive green roof structures
- + Safe and Reliable Design
 - Structural safety confirmed by static verification
 - Excellent wind load resistance optimized through wind tunnel testing
 - Pressure resistance in heavy-duty version $\leq 5.76 \text{ kN/m}^2$
- + Lightning Current Carrying Capacity and Potential Equalization
 - Reliable discharge of lightning currents up to 50 kA and potential equalization tested and confirmed by a DAkKS-accredited laboratory
- + Flexible
 - Stress-free installation thanks to integrated flexible joints
 - Compatible with various module sizes and types
 - Heavy-duty version available for high loads and demanding conditions
- + Simple and Straightforward
 - Compact components for efficient transport, space-saving storage, and easy handling
 - Simple installation using only one tool
 - Pre-assembly possible without modules using assembly jig





Technical Data

Description	Modular hybrid plate system for framed solar modules on green flat roofs	
Use	Green, membrane, bitumen, concrete and gravel roofs	
Inclination	0° - 5°	
Modules	Type:	Framed modules
	Dimensions:	Width: 900 – 1500 mm Length: 1500 – 2500 mm
	Orientation:	Horizontal
	Field size:	Max. 20 x 25 meters Min. 4 double modules (2 double modules overhang)
	Inclination:	~10° (typically 9 - 12°, depending on module width)
Distances	Roof:	~ 300 mm
	Roof edge:	Min. 600 mm
Loads	Wind:	Up to 3,00 kN/m ² (suction load)
	Snow:	Up to 5,76 kN/m ² *
Position / Verification of stability	Software assisted based on wind tunnels investigations and construction standards	
On-site requirements	The structural load-bearing capacity of the roof construction and the building structure, as well as the compressive strength of the roof build-up, must be ensured on-site. The general terms and conditions, warranty conditions, and usage agreement apply. Module approval must also be verified on-site.	
Screw mounting	M8 (A2-70)	
Torque	≤ 15 NM	
Components	Module clamps with earth pins, base plates, raisers, connecting rails length- and crossways (H-rails & cross profiles), profile holders, ballast trays, gravel ballast trays, ballast braces, ballast clips	
Material	Load bearing connecting parts: Aluminium EN AW 6063 T66 and EN AW 6005A T6; Module clamps: Aluminium EN AW 6063 T66; Screws: stainless steel A2-70, ballast trays: steel with aluminium-zinc-coating; Fleece: non-woven polyester	

* depending on system variant and used PV modules

easyGREEN System Overview Short Side Clamping

Clamping positions short side

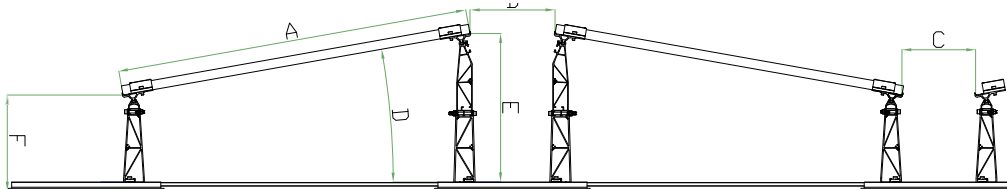


Row spacing	A (mm)	B (mm)	C (mm)	D **	E*	F*
short - short - short (SSS)	990 - 1500	~ 285	~ 237	7,7° - 12°	~ 505	~ 307
short - short - long (SSL)	990 - 1500	~ 285	~ 577	7,7° - 12°	~ 505	~ 307
short - long - short (SLS)	990 - 1500	~ 625	~ 237	7,7° - 12°	~ 505	~ 307
short - long - long (SLL)	990 - 1500	~ 625	~ 577	7,7° - 12°	~ 505	~ 307

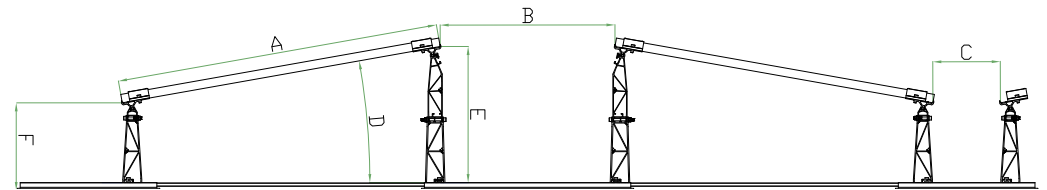
* depending on mounting angle

** depending on module width

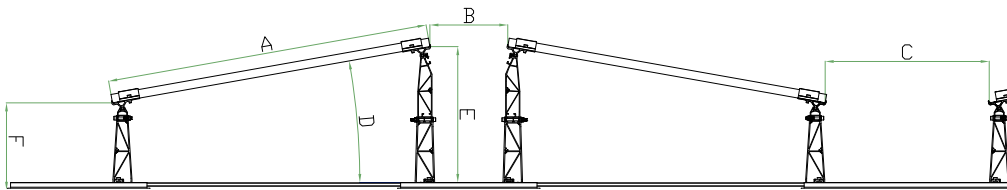
Row spacing SSS



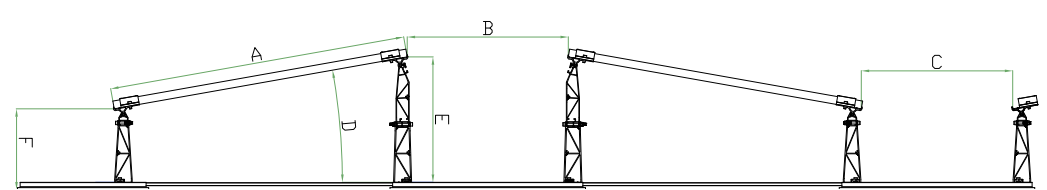
Row spacing SLS



Row spacing SSL

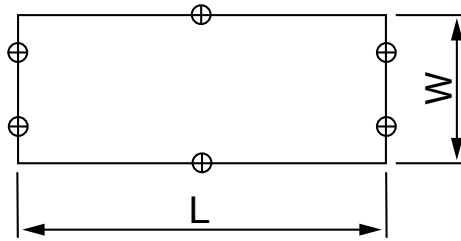


Row spacing SLL



easyGREEN System Overview Heavy Duty Variant

Clamping positions Heavy Duty

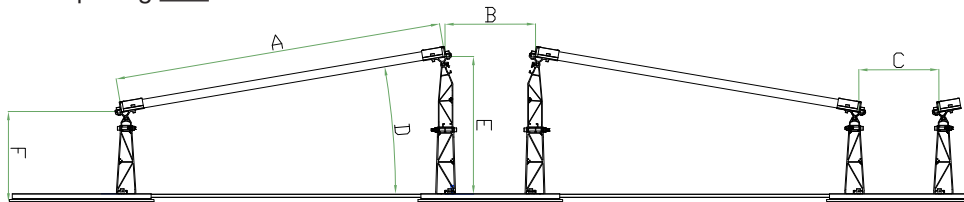


Row spacing	A (mm)	B (mm)	C (mm)	D **	E* (mm)	F* (mm)
short - short - short (SSS)	990 - 1500	~ 276	~ 237	7,7° - 12°	~ 502	~ 311
short - short - long (SSL)	990 - 1500	~ 273	~ 576	7,7° - 12°	~ 502	~ 311
short - long - short (SLS)	990 - 1500	~ 611	~ 237	7,7° - 12°	~ 502	~ 311
short - long - long (SLL)	990 - 1500	~ 611	~ 576	7,7° - 12°	~ 502	~ 311

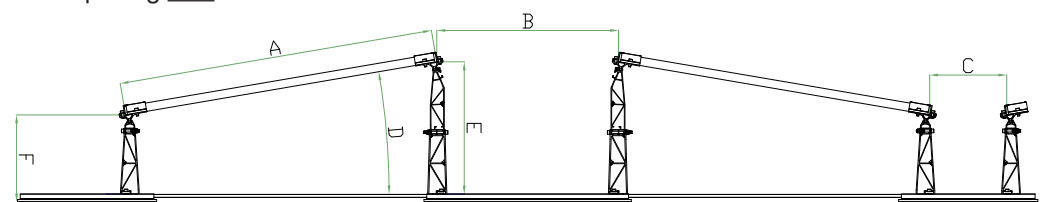
* depending on mounting angle

** depending on module width

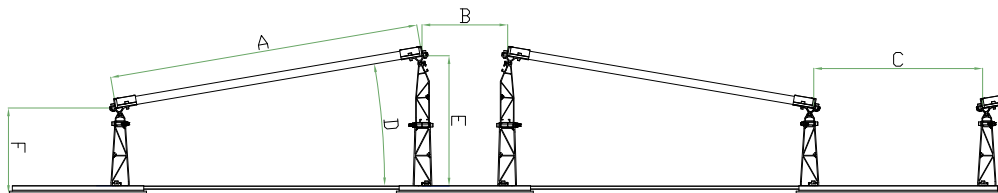
Row spacing SSS



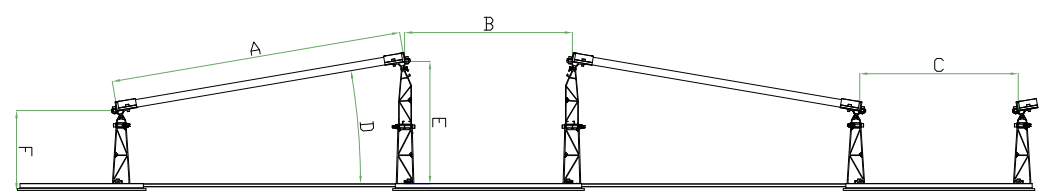
Row spacing SLS



Row spacing SSL



Row spacing SLL



easyGREEN System components



Base plate 140 x 480 mm
Product No.: 200123-480
Base plate 140 x 725 mm
Product No.: 200123-725



Base plate 240 x 480 mm
Product No.: 200124-480
Base plate 240 x 725 mm
Product No.: 200124-725



Shim below ballast tray
Product No.: 200123-220



Raiser small
Product No.: 200151



Raiser large
Product No.: 200150



Profile holder
Product No.: 200129



H-Rail
Product No.: 200127-
*different lengths



Cross profile
Product No.: 200128-
*different lengths



Middle clamp 30-40
Product No.: 200302-30-40

Middle clamp 30-40 black
Product No.: 200392-30-40



End clamp
Product No.: 200305-*

End clamp black
Product No.: 200395-
*different heights



Assembly jig
Product No.: 110303



Cable tie incl. clip
Product No.: 800706



Ballast tray
Product No.: 200106-
*different lengths



Gravel ballast tray
Product No.: 200107-
*different lengths



Ballast brace
Product No.: 200133



Ballast clip
Product No.: 200130



Hexagon socket bolt
Product No.: 800617



Washer
Product No.: 823002-24

ALUMERO Solar.Pro.Tool Project planning in 8 steps

- 1 Master data
- 2 Roof data
- 3 Roof measurement
- 4 PV modules
- 5 Structure
- 6 CAD diagram
- 7 Structural design
- 8 Material list



We give our customers the possibility of creating technical, project related system designs incl. static calculation and project reports using our online software **ALUMERO Solar.Pro.Tool**.

ALUMERO Systematic Solutions GmbH

Sonnenweg 1-2 | AT-5162 Seeham

T +43 6217 / 6841-0

alumero@alumero.at

www.alumero.at