


Product Catalogue



GROOVYYURTS.COM

Version 251217

What Makes Groovy Yurts Special?



The Mongolian Yurt (or Ger)


Yurts (otherwise known as Gers) have been developed over centuries in central Asia, and in particular Mongolia, to become one of the most energy-efficient dwellings ever devised. Their round shape offers the smallest surface in contact with the elements for the best possible living space. They are comfortable in different climates and weather conditions, transportable, easy to install and disassemble and the materials used in construction leave little to no footprint.

The solid wood structure is comprised of collapsible lattice walls (*khana*), a central dome (*toono*), central posts (*bagaans*), roof rafters (*huns*) and a door. The wood parts (aside from the walls) are painted and decorated by hand with traditional motives. The wood structure is covered with a cotton liner, one (or more) layers of sheep's wool felt insulation and water-resistant canvas covers. To cope with a variety of climates and uses, we offer many options and upgrades to the yurt to suit your needs.

Traditionally, Mongolian yurts measure 16ft, 20ft or 22ft in diameter and host families of 4 to 8 (or more!) people. In North America and Europe, these authentic gers are used for a wide range of activities. Since the beginning of Groovy Yurts in 2003, we have seen customers use their yurts as a primary home, a yoga studio, a meditation or healing space, a forest school or AirBnB, or as an added space on a property with an existing home.

With all of these endless possible uses in mind, it is important to remember that the yurt is an organic structure. Some care and maintenance will be required to keep your yurt happy and healthy. Yurts love to be heated and used, ventilated and reset. Our team is always available to provide guidance and suggestions so that you can make the most of your yurt journey. We have a lot of resources available online, but we are also always just a call away.


If you feel that an Authentic Mongolian Ger is right for you, you've come to the right place.



always at yurt service - 1 888 GROOVY (476.6899)

Why Buy an Authentic Mongolian Yurt?

- ❖ They're made of natural & organic materials.
- ❖ They're comfortable; the yurt naturally breathes.
- ❖ They're packaged, portable & easy to install.
- ❖ The wool felts are perfect for insulating the compact structure; you'll experience warmth in the winter & a natural cooling effect in the summer.
- ❖ They're energy efficient.
- ❖ They're works of art; each one is hand-painted.
- ❖ Each one has a spirit! Don't believe us? We invite you to step inside one (right foot first of course)!



We plant 
25 trees
For EVERY yurt sold.

Why Buy from Groovy Yurts?

- ❖ We love what we do and we have been importing yurts into North America and Europe since 2003.
- ❖ By keeping in touch with our customers, we manage to constantly improve our product, while respecting ancient Mongolian traditions.
- ❖ We source our yurts directly from the families of our suppliers on a principle of fair trade and we deliver them to your door.
- ❖ Groovy Yurts is a small company, with great customer service. Because we are nomads too, we can offer this service right to your door, anywhere in North America, thanks to our unique Groovy Delivery Tours system.



always at yurt service - 1 888 GROOVYY (476.6899)

Who We Are



Groovy Yurts started in 2003 when Yves brought back a few yurts to his home country of Switzerland after delivering school supplies to Mongolia with his truck (Globetrucker.org). Ever since then, we try to source most of our material from the Mongolian countryside to support their rural economy.

We work with a few families to produce our yurts and furniture based on a principle of fair trade. To ensure quality and follow-up, we travel regularly to Mongolia and have our own quality control/liaison resource on site. For each yurt sold we plant 25 trees with a local Mongolian forest community project. We strongly believe that a profitable business can be developed sustainably.



Our team at the Groovy Farm



always at yurt service - 1 888 GROOVY (476.6899)

Traditional Yurts By Bataa & his Family:



“3-Wall” – 13’ Yurt

3-wall Mongolian yurt, complete with high-quality insulating felt, a hand-painted wood structure, water-resistant canvases, all necessary ropes and linings, one door with a solid exterior panel and two interior “French” style doors, basic vinyl covering on half of the *toono* (top dome).

The yurt is complete and can be lived in as is.
Contact us for more info.

Price: \$ 6,500

Diameter: 12-13 feet (3.8m)
Wall height: 4 ¹/₄ feet (1.3m)
Height in center: 6 ¹/₄ feet (1.9m)
Dimensions may vary slightly.

Please note that 3-Wall refers to the amount of wall sections. A 3-Wall has 3 lattice walls connected together in a circle.



“3-Wall-High” – 12’ Yurt

3-wall-High Mongolian yurt, complete with high-quality insulating felt, a hand-painted wood structure, water-resistant canvases, all necessary ropes and linings, one door with a solid exterior panel and two interior “French” style doors, basic vinyl covering on half of the *toono* (top dome).

The yurt is complete and can be lived in as is.
Contact us for more info.

Price: \$ 7,650

Diameter: 12 feet (3.6m)
Wall height: 5 feet (1.6m)
Height in center: 7 feet (2.1m)
Dimensions may vary slightly.

Please note that 3-Wall refers to the amount of wall sections. A 3-Wall has 3 lattice walls connected together in a circle. The 3-Wall-High has higher walls than the regular 3-Wall.



always at yurt service – 1 888 GROOVY (476.6899)



“4-Wall” – 16’ Yurt

4-wall Mongolian yurt, complete with high-quality insulating felt, a hand-painted wood structure, water-resistant canvases, all necessary ropes and linings, one door with a solid exterior panel and two interior “French” style doors, basic vinyl covering on half of the *toono* (top dome).

The yurt is complete and can be lived in as is.
Contact us for more info.

Price: \$ 8,500

Diameter: 16 feet (5m)
Wall height: 4 ¹/₂ feet (1.4m)
Height in center: 7 feet (2.1m)
Dimensions may vary slightly.

Please note that 4-Wall refers to the amount of wall sections. A 4-Wall has 4 lattice walls connected together in a circle.



“5-Wall” – 20’ Yurt

5-wall Mongolian yurt, complete with high-quality insulating felt, a hand-painted wood structure, water-resistant canvases, all necessary ropes and linings, one door with a solid exterior panel and two interior “French” style doors, basic vinyl covering on half of the *toono* (top dome).

The yurt is complete and can be lived in as is.
Contact us for more info.

Price: \$ 9,950

Diameter: 20 feet (6m)
Wall height: 5 feet (1.5m)
Height in center: 7 ¹/₂ feet (2.3m)
Dimensions may vary slightly.

Please note that 5-Wall refers to the amount of wall sections. A 5-Wall has 5 lattice walls connected together in a circle.





“Super Ger” – 20'

Combining the best of both worlds, the Super Ger has been named by Bataa, our manufacturer in Mongolia. It is considered a hybrid yurt with 4 larger lattice walls and a diameter that is 20ft. It offers higher walls and a steeper roof pitch compared to the 5-Wall 20ft yurt, creating a greater sense of interior space. All other components of the Super Ger are otherwise similar to our other Traditional Mongolian yurts.

Price: \$ 11,990

Diameter: 20 feet (6m)
Wall height: 5 1/2 feet (1.65m)
Height in center: 9 feet (2.75m)
Dimensions may vary slightly.

The yurt is complete and can be lived in as is. Contact us for more info.



“6-Wall” – 22' Yurt

6-wall Mongolian yurt, complete with high-quality insulating felt, a hand-painted wood structure, water-resistant canvases, all necessary ropes and linings, one door with a solid exterior panel and two interior “French” style doors, basic vinyl covering on half of the *toono* (top dome).

The yurt is complete and can be lived in as is.
Contact us for more info.

Price: \$ 12,900

Diameter: 21 to 22 feet (6.6m)
Wall height: 5 feet (1.6m)
Height in center: 8 feet (2.45m)
Dimensions may vary slightly.

Please note that 6-Wall refers to the amount of wall sections. A 6-Wall has 6 lattice walls connected together in a circle.





“7-Wall” – 26’ Yurt

7-wall Mongolian yurt, complete with high-quality insulating felt, a hand-painted wood structure, water-resistant canvases, all necessary ropes and linings, one door with a solid exterior panel and two interior “French” style doors, basic vinyl covering on half of the *toono* (top dome).

The yurt is complete and can be lived in as is.
Contact us for more info.

Price: \$19,900

Diameter: 25 to 26 feet (8m)
Wall height: 5 ¹/₂ feet (1.7m)
Height in center: 9 feet (2.8m)
Dimensions may vary slightly.

7-Wall, 26’ yurts have 6 wall sections connected together in a circle, but the height and the diameter are much larger compared to the 22’ 6-Wall Yurt.



“8-Wall” – 30’ Yurt

8-wall Mongolian yurt, complete with high-quality insulating felt, a hand-painted wood structure, water-resistant canvases, all necessary ropes and linings, one door with a solid exterior panel and two interior “french” style doors, basic vinyl covering on half of the *toono* (top dome).

The yurt is complete and can be lived in as is.
Contact us for more info.

Price: \$ 22,900

Diameter: 29-30 feet (9m)
Wall height: 6 feet (1.8m)
Height in center: 10 feet (3.1m)
Dimensions may vary slightly.

8-Wall yurts have 7 wall sections connected together in a circle but the height and the diameter are larger compared to the 26’ 7-Wall Yurt.



always at yurt service – 1 888 GROOVY (476.6899)

ADDITIONAL OPTIONS

Our yurts come complete and ready to be enjoyed, but we do offer a variety of upgrades and options to help suit your lifestyle and usage. Most of our options can be “DIY’d” if you are handy or on a budget.

TOONO:

We offer different options for our *toono* (dome) finish and covers. If you are unsure which option will work best for you, contact our team for advice.

♥ Standard Toono:

The yurt comes as is with four window inserts in the front half of the *toono* (center dome). Three of them are covered with basic clear vinyl, and one is a simple sheet metal opening for a stove pipe. The *toono* is opened and closed with an insulated *urgh* (top flap) that comes with the yurt. The *urgh* is secured and manipulated with four exterior connection ropes. The back half of the *toono* is open and can be covered with mosquito netting on request. Check out our standard *toono* option video here:

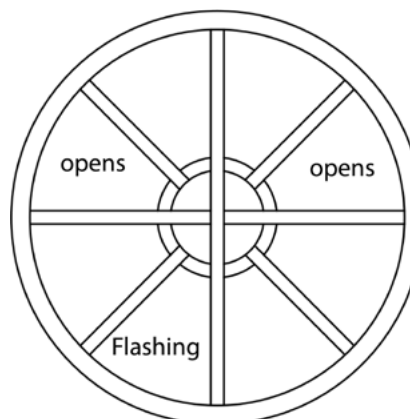
<https://youtu.be/khDFWkICT8M>



♥ **Half Acrylic Toono Finish:** With this upgrade, the front half of the *toono* (dome) is covered and sealed with acrylic and can be fitted with a chimney flashing for stove pipe passage on request. The back half of the *toono* is open and can be covered with mosquito netting on request. In case of rain or cold weather, the back half is covered with the insulated *urgh* (top flap), which is included with the purchase of your yurt. Check out our half acrylic *toono* finish video here:

https://youtu.be/CVE_vxoakY0

❖ **Full Acrylic Toono Finish:** The Full Acrylic *Toono* has two window openings in the back of the yurt for ventilation and roof access and the other acrylic pieces are sealed to avoid water entry. The insulated *urgh* is still used to shade from the sun on hot summer days or to guarantee 100% water resistance. In very cold winter weather and on snowy days, it is recommended to cover the acrylic *toono* with the insulated top flap to reduce condensation and ice buildup.



The full acrylic *toono* can also be fitted with a chimney flashing for stove pipe passage. Check out our Full Acrylic *Toono* Finish video here:

<https://youtu.be/hC8ZhBU7BOA>

❖ **Mosquito Netting - Half Toono:** If you're living in a wooded area where mosquitoes can become a nuisance, this might be for you! Our mosquito netting is installed with Velcro so that you can easily put it on and take it off or switch it with something else, depending on the season. The mosquito netting is sold to cover half of the *toono*. To cover the entire *toono* it is possible to order two units. Check out our mosquito netting video here:

https://youtu.be/4zQUi_VLS0c



❖ Chimney Flashing and Bracket:

This option includes a chimney flashing and roof support (chimney bracket) installed on the *toono* (center dome).



Size chart for the chimney flashing (those are our standard sizes):

	Opening
3-Wall	We highly encourage you to choose your stove before adding a chimney flashing to your 3 Wall yurt. We install a 3" flashing, but some tiny stoves use different chimney pipes.
4-Wall	We highly encourage you to choose your stove before adding a chimney flashing to your 4 Wall yurt. We install a 4" flashing, but some tiny stoves use different chimney pipes. If you have a 4 Wall yurt and would like to install a regular stove with a 6" pipe please ask us for our round support option.
5-Wall and larger	We install a flashing with 8" opening for 6" pipe with 1" insulation

URGH (TOONO COVER):

❖ Clear vinyl urgh with or without chimney sleeve:

The clear vinyl *urgh* is a simple solution to cover the *toono* (center dome). It allows for light to come through the *toono* while still offering protection from rain or snow in mild weather. Optimal weather protection in cold weather or strong winds is only achieved with the insulated top flap (*urgh*). The insulated top flap is a standard option with the purchase of your Groovy Yurt. Regular use of the top flap in cold or wind will also help to reduce condensation and control heat loss in winter.



The clear vinyl *urgh* is available with or without a chimney opening. If it is used with a stove, the stovepipe should be insulated. The chimney part is cone-shaped and you can cut the sleeve to fit your chimney. Note: For 5-Wall and 6-Wall yurts we recommend using a 6” pipe with 1” insulation. There are four companies that comply with the Canadian standard of ULC-S629 for WETT certification and still only have 1” of insulation on a 6” pipe, which brings the outside diameter to 8”.

These companies are: EXCEL, Duratech, Ultimate One and SBI Olympia Ventis 2100. If you live in the USA there are a wider range of options for pipes with an outside diameter of 8” for wood stoves as the pipe only needs to be listed as UL-103HT to be able to comply with code. The 8” diameter pipe will fit a standard chimney sleeve, and keep a 2” clearance from the closest wood parts on the *toono* for 5-wall and larger yurts. The operating temperatures for the chimney sleeve are 500°F(260°C) and should not exceed peaks of 1000°F(540°C).

For Yurts sizes 2-Wall to 4-Wall we recommend using tiny house or tent stoves that come with a 3”- 4” double walled pipe. For example, the “Cubic Grizzly Mini Stove”. Otherwise pellet, propane, gas and oil stoves will work as well.

Check out our video that further explains our clear vinyl *urghs* here:




https://youtu.be/Wem7L__G3wA

Size chart for the chimney-sleeve:

3W, 4W	Sleeve 3” - 12”
5W, 6W-Super	Sleeve 6” - 12.5”
7W, 8W	Sleeve 8” - 18”

Any special dimensions can be ordered upon request.

FELT (INSULATION):

-  **Included with the Yurt:** One layer of insulating roof and wall felt is included in the base price of all of our yurts. Our insulation is made of high-quality Mongolian felt and is 1/2” to a full inch in thickness. The felt has a dual quality of helping to keep the inside of the yurt warm during the winter while also insulating against the heat of the sun in the summer.
-  **Second Layer of Roof Felt:** For added insulation, you can add a second layer of felt to the roof of your yurt. When ordered with a new yurt, you’ll benefit from a 30% discount on the 2nd roof felt layer.
-  **Second Complete Layer (roof and wall):** If you are located in a region where the temperature regularly dips below -20 degree Celcius, or -4 Fahrenheit, you may want to consider adding a complete 2nd felt layer to your yurt. When ordered with a new yurt, you’ll benefit from a 30% discount on the 2nd felt layer.




always at yurt service - 1 888 GROOVY (476.6899)

YURT FLOORING:

SIP (structurally insulated panel) Yurt Flooring:

Our insulated tongue and groove yurt floorings are easy to assemble and transportable. Our yurt floorings are made in Canada with 3" SIP panels (2" of Styrofoam sandwiched between 2 sheets of plywood). They can be installed on a simple substructure or laid flat on a deck. Whatever the case, we strongly recommend that they are installed up off the ground on a raised structure. Included in the purchase of a yurt flooring is an 8" wide plywood board to create a rim around the circumference of the yurt flooring.



 **SIP with Protective Treatments:** On request, we can also apply a weather treatment to the bottom side of the yurt flooring and a varnish to the top side. The bottom-side treatment is an application of Thompson Water Seal. For the top side treatment, we apply two layers of high-quality latex varnish. Our available varnish colors are Danish Walnut (dark brown) or Juniper Ash (light grey)



Options	2 walls	3 walls	4 walls	5 walls	Super Ger	6 walls	7 walls	8 walls
Yurt Flooring*	\$2,310	\$3,065	\$4,390	\$5,660	\$5,660	\$6,875	\$9,240	\$11,900
Yurt Flooring - Weather Treated - Bottom Side*	\$2,430	\$3,220	\$4,620	\$5,945	\$5,945	\$7,235	\$9,785	\$12,600
Yurt Flooring - Weather Treated - Top and Bottom Side*	\$2,585	\$3,595	\$5,070	\$6,485	\$6,485	\$7,935	\$10,800	\$14,130

OTHER OPTIONS:

❖ **House Wrap:** Highly recommended for the health of your yurt to promote water resistance while maintaining breathability, this pre-cut layer of breathing membrane is placed between the felt insulation and canvas. It is made of a high-quality permeable roof underlay.

❖ **Extra door:** Depending on what you're using your yurt for, a second door may be a good option as a second entrance and exit for the yurt.. The window openings for the interior "French" style doors come empty. But you can add glass, plexiglass or mosquito netting on your own.

❖ **Bow Window:**



Adding a window to your yurt can open it up to beautiful views and better ventilation. We offer two types of windows; open and fixed. The opening windows can essentially function as a second door for the yurt. The fixed windows do not open but still allow you to enjoy the scenery around your yurt. We do not recommend installing more than three windows in your yurt to maintain structural integrity. With the addition of a window to your yurt, a strap and ratchet should be installed around the top of the walls on the exterior of the yurt.

strap and
ratchet





The bow windows follow the yurt's curve and are available in individual sections (see table for dimensions). Each section can be inserted into the yurts circumference as is, or can be connected to one or more windows. They can also be connected to the main door.


Each window comes with a small wood awning and a canvas cover that we recommend using in harsh weather conditions or when the yurt is not in use. Each bow window section is made of two 4mm single-tempered glass panels.


	Outer Width (inch/cm)	Outer Height (inch/cm)
4-Wall	46.5" / 118cm	59" / 150cm
5, 6-Wall & Super Ger	46.5" / 118cm	65" / 165cm
7, 8-Wall	46.5" / 118cm	69" / 175cm


Dimensions can vary slightly from those provided above.


 **Mosquito Netting on the Walls:** With this option, a mosquito netting mesh is installed around the base of the yurt walls. With the netting installed, the canvas covers can be lifted for ventilation during mild weather, while still preventing possible entry for pesky bugs and mosquitos.

 **Outside Covers:** Every yurt comes equipped with the necessary exterior covers. Replacements can be purchased as needed. Should you need to purchase a replacement canvas within 10 years of your initial yurt purchase, you will benefit from a 30% discount on the purchase price of the primary canvas.

 **Fire Retardant Treatment for the Inner Liner:** On request, and available only if we are providing set-up assistance, a fire-retardant treatment can be applied to the interior cotton liner. The treatment comes with Safe-T-Guard approved by most North American authorities.

 **Strap & 1 Ratchet:** Recommended with the addition of a window, or as a longer-lasting solution to replace your exterior horsehair ropes, a circling strap and ratchet can be installed around the exterior of the yurt walls. You will need two ratchets for 7-Wall and larger yurts. NOTE: If the strap and ratchet is used to replace a horse hair rope and you have a window (or second door) or more you might need more than one ratchet.

 **Strap only:** This strap is used to replace the bottom exterior ropes that do not require much adjustment.

 **Circling Belt for the Yurt Flooring:** This ratchet strap is used to keep the yurt flooring panels tight during assembly and can be removed once the rim boards are secured in place. If we are providing set-up assistance, our set-up expert will have one on hand for the yurt flooring set-up. For yurt floorings that measure above 22' in diameter, two straps must be used.

Set-Up Assistance:

If we are delivering your yurt directly to you, you can opt to receive our set-up assistance service. With set-up assistance, one of our experts on site will guide you and your team of helpers through a safe and organized set-up while also providing maintenance and care tips, and sharing Mongolian history and culture. It is essentially a full day workshop where you will receive the education you will need to keep your yurt happy and healthy! Receiving set-up assistance from us will ensure that your yurt is properly set up and ready for you to enjoy.

For yurt sizes up to 6-Walls, you will be required to provide 4 helpers for the duration of the set-up.

For 7-Wall and 8-Wall yurts, you will need to have 6 helpers present.

Helpers should be able to lift a minimum of 50 lbs.

Additionally, we are aware that some of our customers are setting their yurts up in unique and remote locations. In the case that our vehicle is not able to access the yurt set-up site, you may need to have a pick-up truck or extra helpers available on hand to help get your yurt to its new home. Our logistics team will review all of these details with you as your delivery approaches.

Your substructure and yurt flooring (if you are building your own yurt flooring), set of helpers, and property access must be ready prior to our arrival. Depending on the height of your substructure, you may also need to have scaffolding and ladders available.

If the above conditions are not adequately met, extra fees may apply or your set-up assistance may be cancelled or postponed.

No Assistance: If you wish to set your yurt up on your own, we can provide you with our set-up videos and PDFs. We can also provide guidance over the phone, if needed.

Full Set-Up Service: In the case of very special circumstances, our team can offer a full set-up service in which case we take care of the complete set-up of your yurt without your assistance. This option is generally 2x the price of our set-up assistance and travel expenses for the crew will apply.



always at yurt service - 1 888 GROOVY (476.6899)

Options and Replacements



Options	2 walls	3 walls	4 walls	5 walls	Super Ger	6 walls	7 walls	8 walls
House Wrap Mento Exclusive*	\$710	\$780	\$855	\$890	\$1,005	\$1,005	\$1,450	\$1,750
Extra Door*	\$750	\$880	\$1000	\$1300	\$1,845	\$1,540	\$2,250	\$2,440
Bow Window (Opening)*	--	--	\$910	\$985	\$985	\$985	\$1,245	\$1,245
Bow Window (Fixed)*	--	--	\$670	\$775	\$775	\$775	\$980	\$980
Toono Finish 1/2*	\$725	\$845	\$970	\$1,090	\$1,265	\$1,265	\$1,815	\$1,815
Toono Finish 1/1*	\$1,020	\$1,210	\$1,575	\$1,815	\$2,135	\$2,135	\$2,905	\$2,905
Clear Vinyl Urgh*	\$200	\$200	\$275	\$325	\$325	\$325	\$550	\$550
Clear Vinyl Urgh With Chimney Opening*	\$365	\$365	\$400	\$455	\$455	\$455	\$700	\$700
Mosquito Netting 1/2 toono*	--	\$140	\$180	\$220	\$250	\$250	\$320	\$320
Mosquito Netting on walls*	\$55	\$75	\$120	\$165	\$165	\$195	\$240	\$305
Felt Layer Roof Only	\$790	\$1,060	\$1,320	\$1,495	\$1,670	\$1,670	\$3,075	\$3,950
2 nd Felt Layer Roof Only with new yurt -30%	\$553	\$742	\$924	\$1,047	\$1,169	\$1,169	\$2,153	\$2,765
Felt Layer Complete	\$1,320	\$1,760	\$2,195	\$2,490	\$2,785	\$2,785	\$6,410	\$8,240
2 nd Felt Layer Complete with new yurt -30%	\$924	\$1232	\$1,537	\$1,743	\$1,950	\$1,950	\$4,487	\$5,768
Outside Cover (Canvas)	\$535	\$770	\$1,000	\$1,120	\$1,230	\$1,230	\$2,235	\$2,565
Outside Cover (Canvas) 30% discount - Applicable 10 years after yurt purchase*	\$375	\$539	\$700	\$784	\$861	\$861	\$1,565	\$1,796
Fire Retardant Treatment Inside*	\$250	\$295	\$400	\$470	\$535	\$535	\$805	\$990
Circling Belt For Yurt Flooring	\$55	\$65	\$75	\$95	\$95	\$100	\$130	\$145
Strap With Ratchet*	\$40	\$50	\$55	\$60	\$60	\$65	\$100	\$105
Strap Only*	\$22	\$40	\$45	\$50	\$50	\$55	\$70	\$75
Set-up Assistance With Yurt Flooring Additional	\$850 \$300	\$850 \$300	\$850 \$300	\$850 \$400	\$850 \$400	\$850 \$400	\$950 \$450	\$950 \$450
Chimney Flashing (with bracket for 5W yurts and up)	\$305	\$305	\$305	\$545	\$545	\$545	\$605	\$605

* for all items that are explained on the previous page

Prices are subject to change - version 250120



always at yurt service - 1 888 GROOVY (476.6899)

Technical Description:



❖ **General Description:** An authentic Mongolian yurt is the traditional home of Mongolian nomads who still use them today year-round in Mongolia. The yurt's structure is made of a solid door, several foldable lattice walls (wood) connected in a circle, a massive dome (called *toono*) supported by two central posts (or more depending on the size) and by a series of roof rafters connecting the dome to the top of the circular wall. The wood used includes larch and white pine. The wood structure is covered with a cotton liner, completely insulated with large pieces of felt (processed sheep wool, about 1/2 inch thick) and covered with cotton-based canvas covers. Three strong ropes circle the whole package.

❖ At Groovy Yurts, we select the best possible materials, to cope with the hardest weather conditions. Wall slats are crafted by hand to follow the wood's structure and ensure the best structural resistance, stability and flexibility. Each piece of wood is carefully dried for an extended period.

❖ **Wind Resistance:** Mongolian yurts have been developed and shaped by the extremely harsh Mongolian climate over centuries. Their shape, which is very compact compared to contemporary yurts, is naturally aerodynamic. Although winds in the Mongolian steppe can be extreme, Mongolians do not even anchor their yurts to the ground, as they do not want to "harm the earth." Instead, they attach a large stone to a rope hanging from the central dome (*toono*), which prevents "suction" of the yurt under high winds. Usually in North America, our yurts are installed on a wood yurt flooring, circled with a rim, preventing lateral movement in case of high winds. This, combined with the central anchoring from the *toono*, can be completed with a wind kit in areas with extreme winds.

❖ **Note:** The central posts do support part of the pressure at lower wind speeds, when the yurt is still compressed to the ground by the wind.

❖ **Snow:** Although Mongolia is a fairly dry country and doesn't usually experience heavy snowfalls; the structure can naturally cope with snow loads. During the winter, we do recommend removing the snow off of the roof regularly. Additional supports can be added to the *toono* (dome) if you plan to be away from the yurt for an extended period. The multiplicity of the wood parts in the wood structure, as well as certain flexibility, makes this dwelling resistant to snow load or wind pressure. But it is only when the structure is covered with the felt insulation, outer canvases, and the three exterior ropes, which strongly tighten this whole package, that the whole combination is really resistant. There are two very large pieces of felt covering the roof and three other parts for the walls, each overlapping, especially on the roof edge, the main point of tension. Mongolians say that the felts (and canvases) are the yurt's muscles.

❖ **Note:** With the popularity of yurts and multiplication of glamorous pictures on the web, it is our duty to remind potential customers that a yurt is an enhanced tent and not a solid city house that hosts all amenities. All yurts will react differently depending where they are used, how and by whom. It is a beautiful process of adaption. We always remind our customers that they will have to adapt themselves to the yurt and adapt the yurt to their needs. A process that usually takes an entire year or 4 seasons.

❖ **Symbolic:** Each part of the yurt is intricately combined to result in what is both a strong and beautiful structure. Traditions and symbolism are at the core of this work of art.. The amount of roof rafters, the orientation of the door and the painted symbols are all example of this integration. For Mongolians, the traditional *ger* is a representation of the universe, the *toono* (dome) that connects with the sky and the spirits is supported by two *bagaans* (central posts) that represent the woman and the man who equally support the universe.

❖ At Groovy Yurts we respect the Mongolian traditions, while constantly developing the quality of our product. We have gathered a tremendous amount of experience and are always happy to share it with our customers.



Structural Analysis and Permitting:

In an Authentic Mongolian Yurt each component participates and combines in the construction, resistance and comfort of the structure. Each hand-crafted yurt is a little different and none of the parts are really standardized. We feel that this adds to the fact that the dwelling takes its strength from the various parts working together. However, this makes it difficult to provide an accurate structural analysis. It is nonetheless possible, and we can provide engineer-stamped yurt drawings, on request.

Even if a yurt is considered a non-permanent dwelling or a seasonal structure, each municipality will consider yurts in different ways. It is important to check with your local municipality and



always at yurt service - 1 888 GROOVYY (476.6899)


building inspector about local regulations and options for installing a yurt.

The following lists the different dimensions of the most common yurt sizes sold at Groovy Yurts. You can also find specific specification sheets on our website by navigating to a specific yurt size.

	4-wall	5-wall	Super Ger	6-wall	7-wall
Diameter feet	16'	20'	20'	22'	26'
Height at the wall and door	145cm / 57"	155cm / 61"	165cm / 65"	160cm / 63.5"	170cm / 67"
Height at center	215cm / 84 3/4"	230cm / 91"	274cm / 108"	243cm / 96.5"	290cm / 114.5"
Number of central posts	2	2	2	2	4
Diameter of <i>toono</i> (dome)	126cm / 49.5"	150cm / 59"	164cm / 64.5"	164cm / 64.5"	209cm / 82 1/4"
Roof rafter quantity	66	81	66	96	96
Outside circling ropes	3				
Canvas weight	425g / m ² = 12.5oz / sq yd				
Thickness of felt insulation	12mm = ½ inch				

Shipping and Delivery Services

Our warehouse is located in Alexandria, Ontario, an hour west of Montreal, QC. We receive regular yurt shipments from Mongolia throughout the year and then we deliver and ship them throughout North America. Picking up at our warehouse is also an option. Here are the different options we offer:

 **Delivery Tour:** A few times a year we load up our delivery vehicles with as many yurts as possible on an epic journey throughout North America. The deliver tour allows us to offer unbeatable delivery fees while reducing emissions. It also allows us to personally meet our ever so Groovy customers.

Delivery fee for orders (up to 6-Wall/22ft yurts and options or equivalent): \$1,599.00

Delivery fee for orders (7-Wall 26ft yurts, options and up, or equivalent): \$1,799.00

Set-up assistance fees not included.



always at yurt service - 1 888 GROOVYY (476.6899)

Additional fees may apply for ferry boats, special tools, yurt floorings or destinations north of the 60th parallel.

❖ **Direct Delivery (Outside of a Delivery Tour):** For direct deliveries that are not on a delivery tour, a travel fee is applicable and calculated as detailed below:

FOR YURTS OR SUBSTANTIAL PARTS DELIVERY:

Within 100km of our location: \$400.00 flat rate.

Anything further than 100km: \$400.00 flat rate + 0.95\$/km x (the trip both ways). + \$250.00 per day EXTRA day on the road


FOR TRAVEL WITH NO OR MINIMAL PARTS:

0.95/km x the trip both ways + \$250.00 per EXTRA day on the road

❖ **Shipping with a transport carrier:** Shipping your yurt from our warehouse via a third-party carrier is also an option. We tender out your shipment for the best price. Shipping is NOT the Delivery Tour. When shipping is your option, we crate your yurt and arrange to have it shipped directly to your door. Depending on the size of the yurt, you may need to have a forklift available on-site to unload the crate(s) from the delivery vehicle. We will confirm whether this is the case before shipping. In today's economy the cost for shipping a yurt is often up to three times the cost of the delivery tour. Contact us directly for a precise quote.



❖ **Pick-up:** You are, of course, welcome to come pick up your yurt at Groovy Yurts in Alexandria! We'll be glad to show you the basics of setting it up and we will help you load the yurt into your vehicle or trailer. Ask us about the specific transport requirements for your yurt.



GroovyYurts

20845 Mc Cormick Rd.
Alexandria, (ON)
Canada K0C 1A0

www.GroovyYurts.com

1 888 GROOVYY (476.6899)