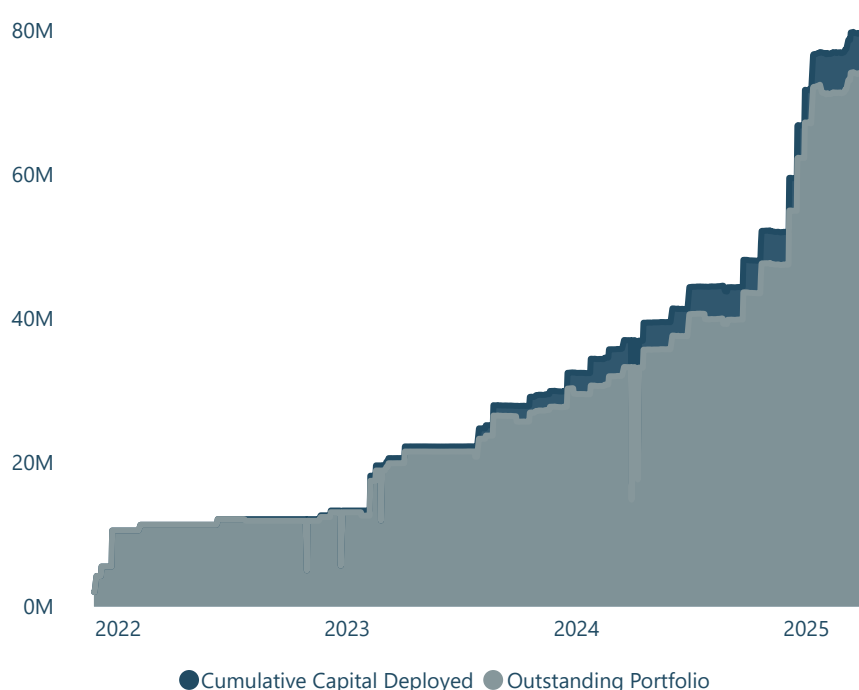


Fund Updates

In Q1 2025, the Fund disbursed USD 7.3 million and committed an additional USD 32.2 million through three transactions spanning all four strategic sectors: Green Mobility, Green Buildings, Industrial Energy Efficiency, and Green Appliances & Solutions. Throughout the quarter, the team actively engaged with potential investees across each of these verticals. By the end of March 2025, the investment pipeline totaled USD 123.5 million across 11 companies. Looking ahead, the Fund is on track to finalize an additional equity investment in partnership with a European development finance institution (DFI) in Q2 2025.

Portfolio Growth

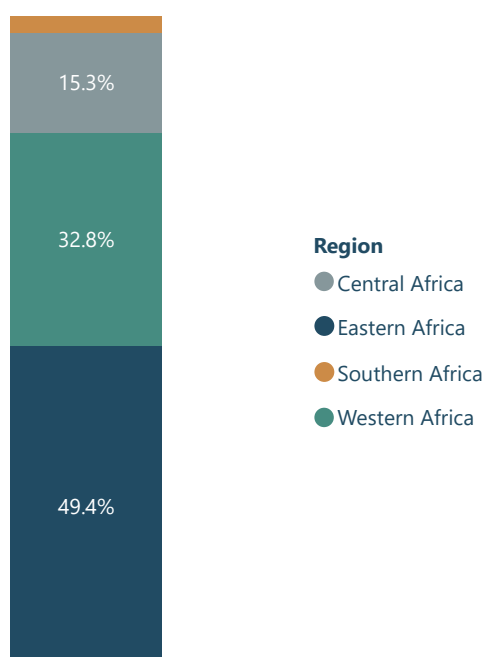


Difference between the two areas comprises principal repaid and principal written off

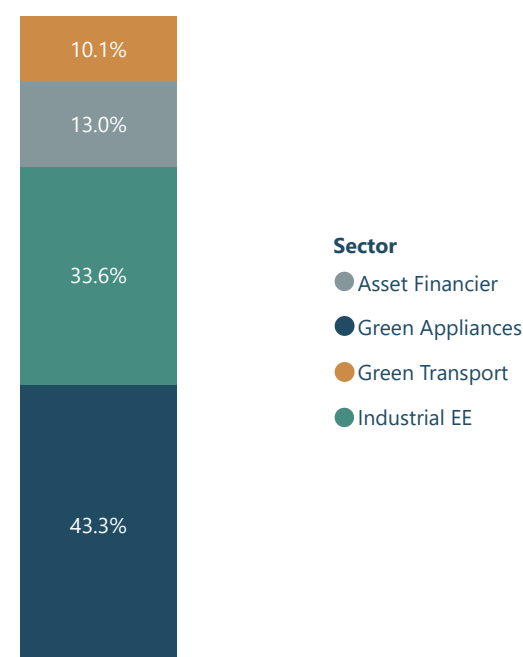
Total Currency Exposure

Currency	Percentage	Value (USD)
USD	57%	42.2M
EUR	33%	24.3M
RWF	10%	7.5M

Region Distribution



Sector Distribution



Key Portfolio Figures



146.9M
Total Committed



74.0M
Outstanding Portfolio



26
Active investments



7.3M
Last Quarter Disbursement

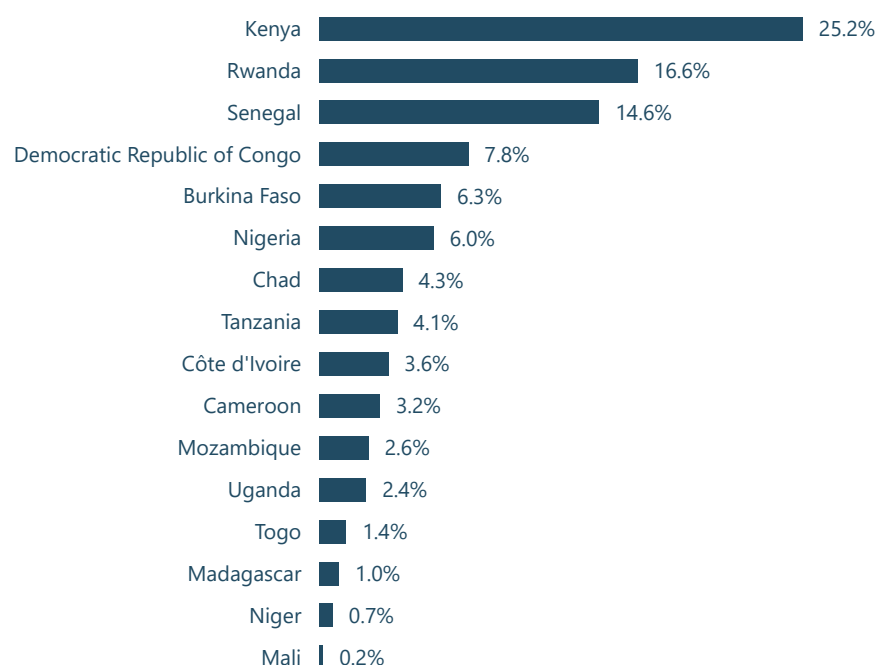


21
Companies with active investments



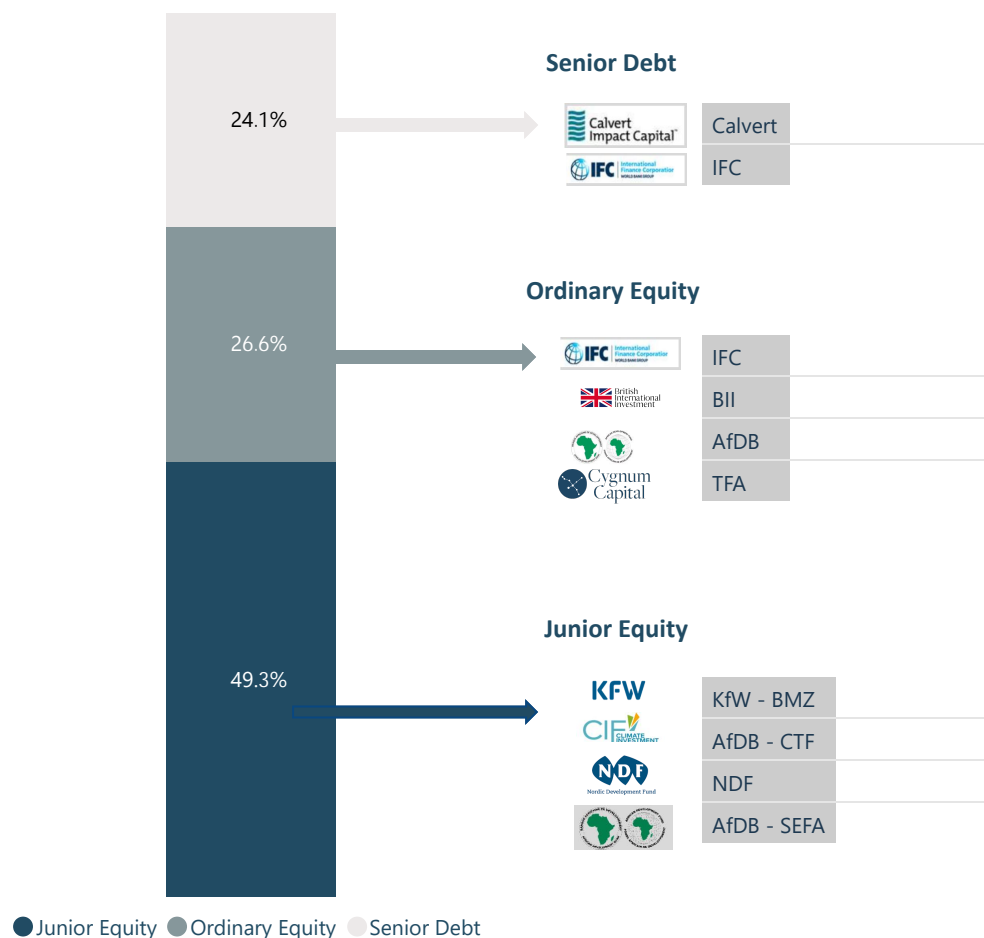
17
Countries with active investments

Country Distribution (% of current deployed capital)

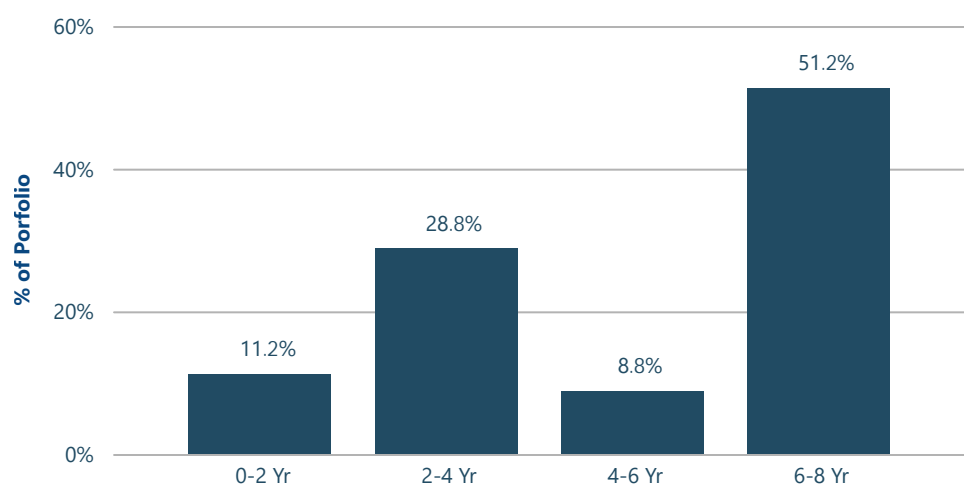


Disclaimer: The information contained in this fact sheet is for general information purposes only. The information is provided by Cygnum Capital Group Ltd, and whilst we endeavour to keep the information up to date and correct, we make no representations or warranties of any kind, express or implied, about the completeness, accuracy, reliability, suitability or availability with respect to the fact sheet or the information or related graphics contained in the fact sheet for any purpose. Any reliance you place on such information is therefore strictly at your own risk. In no event will we be liable for any loss or damage including without limitation, indirect or consequential loss or damage, or any loss or damage what so ever arising from loss of data or profits arising out of, or in connection with, the use of this fact sheet.

Funding Structure



Maturity Profile of Outstanding Portfolio



ESG Summary (RMF Indicators) as of Dec 2024

-  7,979 MWh. Additional energy output generated from renewable sources - Financed by AGG (Cumulative)
-  60.1 MW
Additional Installed Clean Energy Capacity (including LPG) - Financed by AGG (Cumulative)
-  1.03m TCO₂e
GHG emissions reduced or eliminated - Financed by AGG (Cumulative)
-  1.2m
Number of individuals who have benefitted from increased energy access from units/capacity financed by AGG (Cumulative)
-  1.2m
Total number of individuals with improved energy access - Cumulative (Target 7.1)
-  7,369
Number of infrastructure assets made more climate and disaster resilient - Cumulative (Target 9.4)
-  1.03m TCO₂e
GHG emissions reduced or eliminated - Financed by AGG (Cumulative) (Target 13.2)

Management Information



Fund Manager
Cygnium Capital B.V.
Mauritskade 64
1092 AD, Amsterdam
Netherlands

Portfolio Manager
Cygnium Capital Asset Management
130-132 Buckingham Palace Road
London
SW1W 9SA

Administrator
Citibank PLC Europe
31, Z.A.I. Bourmicht,
Bertrange,
Grand Duchy of Luxembourg