

2 0 2 5 / 2 0 2 6

EN



”A JOURNEY OF A THOUSAND MILES BEGINS WITH A SINGLE STEP”

- LAO TZU

Most of us loves to travel. We like to visit new places, meet interesting people and experiment with the local cuisine. However very often we lack the motivation to pack our bags and hit the road.


Affinity campervans are ideal tool to make a first step and fulfil your dreams of trips to the most beautiful and interesting places in Europe.



Contents

Affinity ONE	6
Standard equipment, living area: Affinity One	7
Specifications / Dimensions	7
Standard equipment, car part: Fiat Ducato	8
Affinity DUO	12
Standard equipment, living area: Affinity Duo	13
Specifications / Dimensions	13
Standard equipment, car part: Fiat Ducato	14
Affinity THREE	18
Standard equipment, living area: Affinity Three	19
Specifications / Dimensions	19
Standard equipment, car part: Fiat Ducato	20
Affinity FIVE	24
Standard equipment, living area: Affinity Five	25
Specifications / Dimensions	25
Standard equipment, car part: Fiat Ducato	26
Affinity M DUO	32
Standard equipment, living area: Affinity Man Duo	33
Specifications / Dimensions	33
Standard equipment, car part: Man TGE	34
Affinity M THREE	38
Standard equipment, living area: Affinity Man Three	39
Specifications / Dimensions	39
Standard equipment, car part: Man TGE	40
Optional equipment	44
Our Dealers	46

Affinity RV is not responsible for any factual or typographical errors.
Affinity RV reserves the right to make changes to designs and information without prior notice.



Fiat Ducato has been the most popular chassis used by campervan manufacturers for many years.

Four models in the Affinity offer are based on this proven construction. Among them there is most frequently chosen by customers – model Affinity One.



AFFINITY ONE

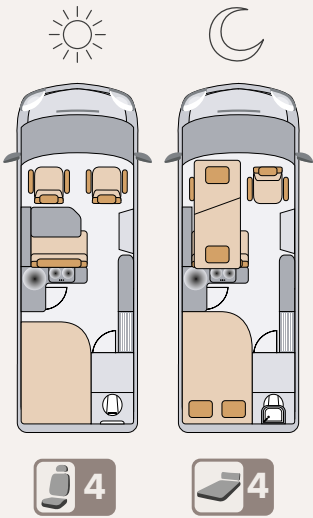
Enjoy the space

The Affinity One ensures a comfortable daytime space and sleeping berths for 2, 3 or 4 people. What makes it stand out from other campervans is the feeling of space you get when you're inside. The lavatory at the rear, the L-shaped kitchen behind the passenger seat, large windows and skylights make the interior bright and spacious. All of this combined with cutting-edge design and colour schemes give the interiors of our campers an original look and a unique style.

STANDARD EQUIPMENT, LIVING AREA: AFFINITY ONE

4 seats for driving, 2 sleeping berths (optional 3 or 4)
French bed with adjustable headboard
Truma Combi 4E gas-electric heating
LiFePO4 135 Ah board battery
Double floor
Cab window blinds
Electric entry step (70 cm)
Entry door flyscreen
Wireless phone charger
Roof vent with electric fan in the kitchen
Skylight with electric fan in the lavatory
Panoramic windshield

Wall, floor and ceiling insulation	10/20 mm
Shower cabin	Integrated
Chemical toilet	Cassette, 19 L
Skylights	x2
Cooker	Gas, 2 burners
Refrigerator	90 L
Fresh water tank (insulated)	110 L
Grey water tank (insulated)	100 L



SPECIFICATIONS

Chassis	Fiat Ducato
Engine	2,2 l, 180 hp
Gearbox	8-speed automatic transmission
Mass of the vehicle in running order	3 090 kg*

DIMENSIONS

Van	636 x 229 x 290 cm
Interior height	196 cm
French bed dimensions	192 x 129 cm
Optional bunk bed dimensions	
Upper bed	192 x 67 cm
Lower bed	182 x 67 cm

*Mass of the vehicle in running order is defined as the mass of the vehicle including equipment, fuel tank 90% full, 75 kg driver weight, full 11L aluminium gas bottle, 20L of water in the system. Margin of error +/- 5%.

STANDARD EQUIPMENT, CAR PART: FIAT DUCATO

FIAT

- 2.2 L, 180 HP, Automatic gearbox
- Electric folding & defrosting side external mirrors
- Parking sensors
- Blind spot assist & rear cross path detection
- Painted Bumper
- Black Skid Plate
- 10'' Radio DAB NAV
- ACC w/Stop and Go
- Lane Control
- Traffic Jam Assist
- Automatic Climate Control
- Wireless Charger
- Full Digital Cluster
- Leather Steering Wheel
- Chromed Airvents
- 16'' Black alloy wheels
- Fog Lights w/Cornering Function
- Rain & light sensors with High Beam Recognition
- Electric Parking Brake
- Full LED headlamps
- Rear digital camera (with dynamic gridlines)
- 60l fuel tank
- TPMS (tyre pressure monitoring system)



INNOVATIONS

The biggest innovation of the Affinity One is its sleeping arrangements. With a few simple adjustments, the front passenger bench seat converts into a bunkbed, with a safety barrier on the upper level. The mattress area provides a comfortable night's sleep even for adults. The biggest advantage of this solution is that the bunkbed is folded out only for sleep – when folded away it doesn't restrict the space inside the vehicle.



We use high-quality materials and fittings to make our campers. The furniture is made from HPL panels, most of which are held together with glue, not only screws – making our interiors much more durable. The technologies we use guarantee a long usable life, without the risk of damage or scratches. They ensure perfect quiet and a lack of distracting noises even after you've travelled many kilometres.

The Affinity One is one of the few campervans with an L-shaped kitchen. The large sink, two-burner gas hob, 90 l compressor fridge and large counter make up an exceptionally comfortable space for cooking.



The system for converting the seat into a bunkbed is an original, legally protected solution from the designers of Affinity One. You won't find it in any other camper on the market.



The French bed at the rear of the vehicle is equipped with a lifting system. It enables you to raise the bed frame to the level which allows you to transport two bicycles inside the vehicle. The lifting mechanism is activated electrically.



Inside the spacious lavatory is a folding sink, and behind the mirror is a cabinet with a 230 V outlet. The toilet bowl is ceramic.



Ideal for two

Many campervan users travel as a couple. For this group of clients we prepared this model. Affinity Duo is a camper, by which two people can travel comfortably. In everyday use of every campervan there are three important things: comfortable bed, functional kitchen and spacious bathroom. Therefore the bed in Affinity Duo is wide, the sanitary part is equipped with a separate shower and space around the kitchen allows couples to cook together.



STANDARD EQUIPMENT, LIVING AREA: AFFINITY DUO

2 seats for driving, 2 sleeping berths

Truma Combi 4E gas-electric heating

LiFePO4 135 Ah Board Battery

Double floor

Cab window blinds

Electric entry step (70 cm)

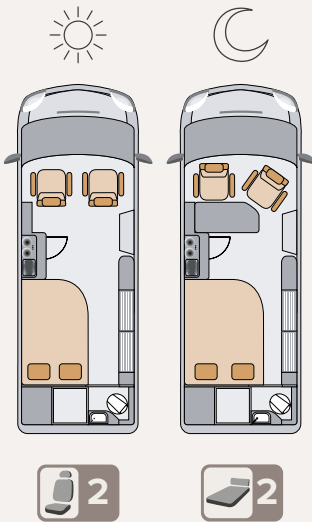
Entry door flyscreen

Roof vent with electric fan in the kitchen

Skylight with electric fan in the lavatory

Panoramic windshield

Wall, floor and ceiling insulation	10/20 mm
Separate shower cabin	66 x 57 cm
Chemical toilet	Cassette, 19 L
Skylights	x2
Hob	Gas, 2 burners
Refrigerator	70 L
Fresh water tank (insulated)	200 L
Grey water tank (insulated)	100 L



SPECIFICATIONS

Chassis	Fiat Ducato
Engine	2,2 l, 180 hp
Gearbox	8-speed automatic transmission
Mass of the vehicle in running order	3 070 kg*

DIMENSIONS

Van	636 x 229 x 290 cm
Interior height	196 cm
French bed dimensions	190 x 138 cm

*Mass of the vehicle in running order is defined as the mass of the vehicle including equipment, fuel tank 90% full, 75 kg driver weight, full 11L aluminium gas bottle, 20L of water in the system. Margin of error +/- 5%.



STANDARD EQUIPMENT, CAR PART: FIAT DUCATO

2.2 L, 180 HP, Automatic gearbox
Electric folding & defrosting side external mirrors
Parking sensors
Blind spot assist & rear cross path detection
Painted Bumper
Black Skid Plate
10” Radio DAB NAV
ACC w/Stop and Go
Lane Control
Traffic Jam Assist
Automatic Climate Control
Wireless Charger
Full Digital Cluster
Leather Steering Wheel
Chromed Airvents
16” Black alloy wheels
Fog Lights w/Cornering Function
Rain & light sensors with High Beam Recognition
Electric Parking Brake
Full LED headlamps
Rear digital camera (with dynamic gridlines)
60l fuel tank
TPMS (tyre pressure monitoring system)



Travel without a limit

Affinity Duo was created with thought about people who value independence. People who reluctantly use campsites and rarely visit motorhome service points. A significant advantage of Affinity Duo is its autonomy. Space for two 11 l gas bottles, clean water tank of 200 l and possibility to install solar panels with maximum power of 360 W will allow for long, independent journeys. Big number of cabinets, an impressive storage compartment under the bed and boot in the back will fit all necessary travel equipment.



More than you expect



Sleep comfortable

The bed in Affinity Duo can be easily unfolded, extending its width to 138 cm. Even when unfolded we save access to the toilet and shower.

A separate shower cubicle significantly increases the comfort of using the bathroom. Thoughtful layout of handles, shelves and hangers makes the entire sanitary area comfortable to use.



AFFINITY THREE



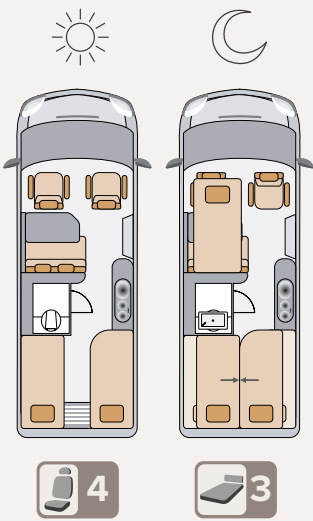
One interior – many possibilities

The Affinity Three is a campervan designed for a 2+1 family (two adults and a child). The interior of the Affinity Three offers its users the possibility to function comfortably even on long journeys. Straight lines of the wall cabinets and a location of the fridge and a wardrobe beneath the line of sight visually enlarge the interior and give a sense of larger space.

STANDARD EQUIPMENT, LIVING AREA: AFFINITY THREE

4 seats for driving, 3 sleeping berths
Two single beds which can be lifted and put together as one
Truma Combi 4E gas-electric heating
LiFePO4 135 Ah board battery
Double floor
Cab window blinds
Electric entry step (70 cm)
Entry door flyscreen
Wireless phone charger
Roof vent with electric fan in the kitchen
Skylight with electric fan in the lavatory
Isofix
Panoramic windshield

Wall, floor and ceiling insulation	10/20 mm
Shower cabin	Integrated
Chemical toilet	Cassette, 19 litres
Skylights	x2
Hob	Gas, 2 burners
Refrigerator	70 L
Clean water tank (insulated)	110 L
Grey water tank (insulated)	100 L



SPECIFICATIONS

Chassis	Fiat Ducato
Engine	2,2 l, 180 hp
Gearbox	8-speed automatic transmission
Mass of the vehicle in running order	3 090 kg*

DIMENSIONS

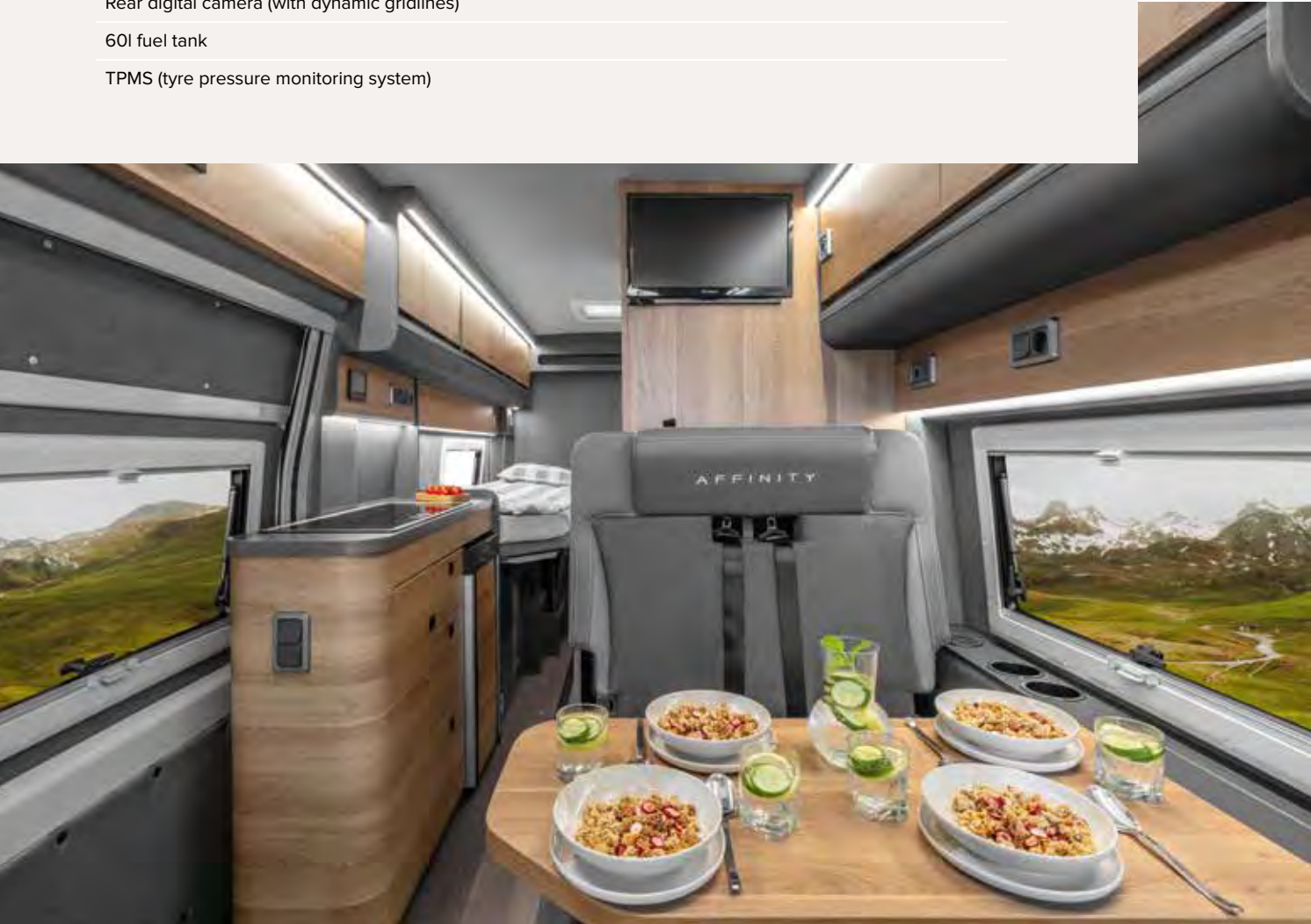
Van	636 x 229 x 290 cm
Interior height	196 cm
Front bed dimension	160 x 90 cm
Single bed dimensions:	
left	181 x 74 cm
right	193 x 71 cm

*Mass of the vehicle in running order is defined as the mass of the vehicle including equipment, fuel tank 90% full, 75 kg driver weight, full 11L aluminium gas bottle, 20L of water in the system. Margin of error +/- 5%.



STANDARD EQUIPMENT, CAR PART: FIAT DUCATO

- 2.2 L, 180 HP, Automatic gearbox
- Electric folding & defrosting side external mirrors
- Parking sensors
- Blind spot assist & rear cross path detection
- Painted Bumper
- Black Skid Plate
- 10” Radio DAB NAV
- ACC w/Stop and Go
- Lane Control
- Traffic Jam Assist
- Automatic Climate Control
- Wireless Charger
- Full Digital Cluster
- Leather Steering Wheel
- Chromed Airvents
- 16” Black alloy wheels
- Fog Lights w/Cornering Function
- Rain & light sensors with High Beam Recognition
- Electric Parking Brake
- Full LED headlamps
- Rear digital camera (with dynamic gridlines)
- 60l fuel tank
- TPMS (tyre pressure monitoring system)





The wardrobe folding system and raised upper floor allow the luggage compartment to be significantly enlarged. The power-lifted bed makes the whole process quick and convenient. Access to the bed set in the upper position is possible via steps that are hidden under the floor when travelling.

A major advantage of the Affinity Three is that the interior can be configured according to your current needs. The basic layout is a solution with two single beds at the rear of the vehicle. The beds can be slid together. This way one large double bed is created. When travelling with bicycles or carrying more luggage, the bed can be moved upwards. The lifting system is electrically powered. After folding the wardrobe and lifting the upper floor, a good-sized boot is created.



Additional sleeping space is created by unfolding the sofa bed at the front of the camper. Converting the seats into a comfortable bed is very simple - it can be done in two movements.

The Affinity Three has an integrated bathroom. Considerable number of cabinets for storing cosmetics and mirror doors guarantee comfortable use of the bathroom area.



AFFINITY FIVE

Family vacation

Affinity Five is one of the few campervans dedicated to a family of five. Despite the limitations resulting from the small area, the functional layout of this campervan allows comfortable traveling in a combination 2+3 (two adults and three children). The space that this vehicle offers is comparable to much longer campervans or caravans.

STANDARD EQUIPMENT, LIVING AREA: AFFINITY FIVE

5 seats for driving, 5 sleeping berths

Truma Combi 4E gas-electric heating

LiFePO4 135 Ah Board Battery

Double floor

Cab window blinds

Electric entry step (70 cm)

Entry door flyscreen

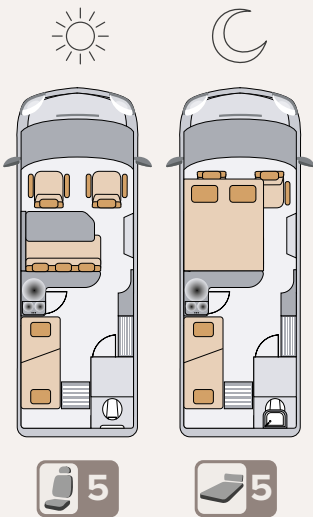
Isofix

Roof vent with electric fan in the kitchen

Skylight with electric fan in the lavatory

Panoramic windshield

Wall, floor and ceiling insulation	10/20 mm
Shower cabin	Integrated
Chemical toilet	Cassette, 19 L
Skylights	x2
Hob	Gas, 2 burners
Refrigerator	90 L
Fresh water tank (insulated)	100 L
Grey water tank (insulated)	100 L



SPECIFICATIONS

Chassis	Fiat Ducato
Engine	2,2 l, 180 hp
Gearbox	8-speed automatic transmission
Mass of the vehicle in running order	3 160 kg*

DIMENSIONS

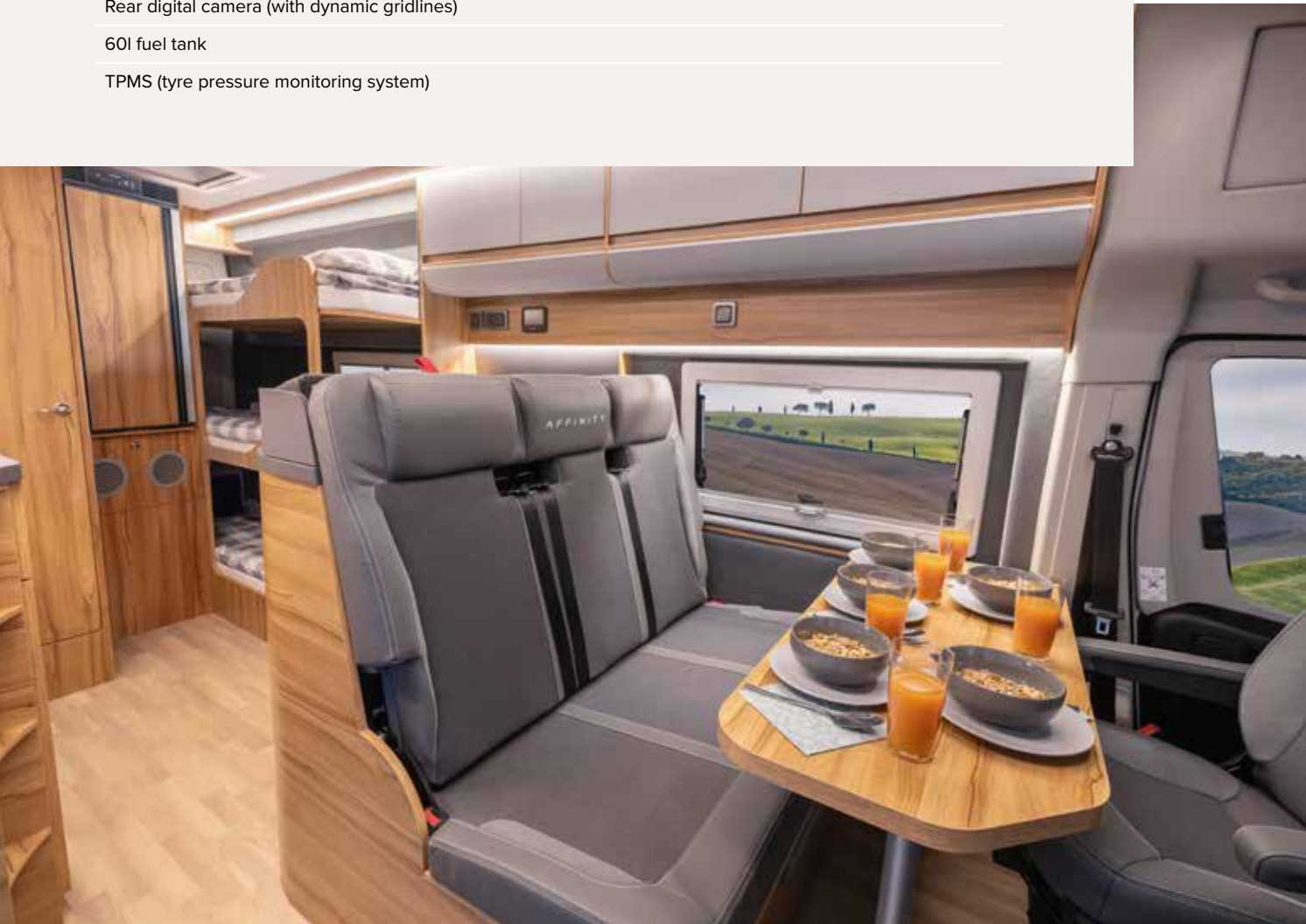
Van	636 x 229 x 290 cm
Interior height	196 cm
French bed dimensions	188 x 129 cm
Dimensions of the bunk bed:	
Upper bed	172 x 62 cm
Middle bed	180 x 69 cm
Bottom bed	172 x 62 cm

*Mass of the vehicle in running order is defined as the mass of the vehicle including equipment, fuel tank 90% full, 75 kg driver weight, full 11L aluminium gas bottle, 20L of water in the system. Margin of error +/- 5%.



STANDARD EQUIPMENT, CAR PART: FIAT DUCATO

- 2.2 L, 180 HP, Automatic gearbox
- Electric folding & defrosting side external mirrors
- Parking sensors
- Blind spot assist & rear cross path detection
- Painted Bumper
- Black Skid Plate
- 10” Radio DAB NAV
- ACC w/Stop and Go
- Lane Control
- Traffic Jam Assist
- Automatic Climate Control
- Wireless Charger
- Full Digital Cluster
- Leather Steering Wheel
- Chromed Airvents
- 16” Black alloy wheels
- Fog Lights w/Cornering Function
- Rain & light sensors with High Beam Recognition
- Electric Parking Brake
- Full LED headlamps
- Rear digital camera (with dynamic gridlines)
- 60l fuel tank
- TPMS (tyre pressure monitoring system)



Comfort of use



Tested and well rated by the customers layout of the integrated shower cabin and foldable sink guarantee exceptional bathing comfort.



There is a three-level bunk bed at the rear of the vehicle. The standard length of the mattresses is 135 cm, but each of the levels can be individually extended to 170 and 180 cm.



The sofa at the front of the campervan can be converted into a comfortable double bed in a two easy steps. Thickness and quality of the mattresses used in the front sofa guarantee a calm sleep.

Thanks to the option of foldable beds the interior of the boot can be adjusted to transportation of the skis or other long items. The luggage compartment provides enough space for accessories necessary for travel.



A dark grey MAN TGE campervan is parked on a grassy field. The side door is open, revealing a white interior. In the background, there is a dense forest of tall evergreen trees, and further back, a range of rugged mountains under a clear sky. The scene is bathed in the warm, golden light of late afternoon or early morning.

MAN TGE is one of the most modern delivery vehicles on the market.

Innovative technical solutions, aesthetics and reliability are the features that make this vehicle an ideal base for Affinity campervan building.



Ideal for couple

Duo M is another Affinity model designed with thought of people travelling in two. Functional solutions adapted to the needs of two users and driving comfort of the MAN TGE is a combination, which will satisfy the most demanding travellers.

Affinity M Duo is a model addressed to people who value independence. Two hundred litres clean water tank, 2 gas cylinders, space for the solar panels with a high-power enable for long trips without necessity for visiting campsites and service points.

STANDARD EQUIPMENT, LIVING AREA: AFFINITY MAN DUO

2 seats for driving, 2 sleeping berths
Truma Combi 4E gas-electric heating
LiFePO4 135 Ah Board Battery
Double floor
Cab window blinds
Electric entry step (70 cm)
Flyscreen on entry door
Roof vent with electric fan in kitchen
Skylight with electric fan in lavatory

Wall, floor and ceiling insulation	10/20 mm
Separate shower cabin	66 x 57 cm
Chemical toilet	Cassette, 19 L
Skylights	x2
Cooker	Gas, 2 burners
Refrigerator	70 L
Fresh water tank (insulated)	200 L
Grey water tank (insulated)	100 L



SPECIFICATIONS

Chassis	MAN TGE
Engine	2,0 l, 163 hp
Gearbox	8-speed automatic transmission
Mass of the vehicle in running order	3 120 kg*

DIMENSIONS

Van	684 x 222 x 290 cm
Interior height	195 cm
French bed dimensions	190 x 132 cm

*Mass of the vehicle in running order is defined as the mass of the vehicle including equipment, fuel tank 90% full, 75 kg driver weight, full 11L aluminium gas bottle, 20L of water in the system. Margin of error +/- 5%.

STANDARD EQUIPMENT, CAR PART: MAN TGE



2.0 L., 163 HP, Automatic gearbox
Indium grey metallic
AGM battery and alternator with increased capacity
Air conditioning system “Climatronic”
Chrome package
Adaptive Cruise control
Digital radio reception
Dimming breakaway interior rearview mirror
Driver alert system
Driver and front passenger airbag with front passenger airbag deactivation
Exterior mirrors, power – adjustable, heated and power – folding
Heat-insulating windshield made of laminated glass, heated Lane change system with activated lane keeping system
Leather-wrapped multi-function steering wheel (3-spoke), heated
LED headlamps with LED separately daytime running light
Lights and Vision package
63-liter fuel tank
MAN Media Van package (Radio+DAB+FM+NAVI)
Park distance control in front and rear with sensor based side protection
Rear view camera system
Electronic parking brake
Seat heater, left and right, separately controllable
Suspension/ Shock Absorption and Stabilization package 4
230 V outlet in left seat cushion frame
Alloy wheels
Keyless start
Cross Wind Assist
Digital instrumentation



AFFINITY M DUO



Taking a shower is a real pleasure

The chassis of the MAN TGE is longer than the Fiat. It allowed for use of the very practical layout of a bathroom. It is equipped with a separate shower cabin and space in front of it is spacious and allows for comfortable use of the sanitary section.

.....

The bed in Affinity M Duo in the unfolded form for sleeping is 132 cm wide and 190 cm long. When folded, the surface of the bed still remains large enough to provide comfortable rest for one person. Even in the case of an unfolded bed there is an access to the toilet and shower located at the end of the vehicle.



Access to the boot, toilet cassette and external shower is possible by lifting the flap at the rear of the vehicle.





AFFINITY **M** THREE

Travel comfortably

The Affinity M Three has a twin interior layout to the Affinity Three. In this model, the superstructure is built on a MAN TGE chassis. The modern chassis guarantees driving comfort comparable to that of a passenger car. The models also differ in terms of the number of seats - the Affinity M Three is designed for a 2+1 family (two adults and a child). Every user of this campervan will appreciate its functionality and the possibility of adapting the interior layout to suit current needs.

STANDARD EQUIPMENT, LIVING AREA: AFFINITY MAN THREE

3 seats for driving, 3 sleeping berths

Truma Combi 4E gas-electric heating

LiFePO4 135 Ah Board Battery

Double floor

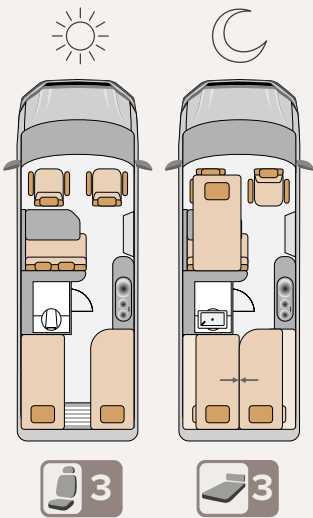
Cab window blinds

Electric entry step (70 cm)

Flyscreen on entry door

Skylight with electric fan in lavatory

Wall, floor and ceiling insulation	10/20 mm
Shower cabin	Integrated
Chemical toilet	Cassette, 19 L
Skylights	x2
Hob	Gas, 2 burners
Refrigerator	70 L
Fresh water tank (insulated)	110 L
Grey water tank (insulated)	100 L



SPECIFICATIONS

Chassis	MAN TGE
Engine	2,0 l, 163 hp
Gearbox	8-speed automatic transmission
Mass of the vehicle in running order	3 120 kg*

DIMENSIONS

Van	684 x 222 x 290 cm
Interior height	195 cm
Front bed dimensions	160 x 90 cm
Single bed dimensions:	
left	193 x 65 cm
right	190 x 65 cm

*Mass of the vehicle in running order is defined as the mass of the vehicle including equipment, fuel tank 90% full, 75 kg driver weight, full 11L aluminium gas bottle, 20L of water in the system. Margin of error +/- 5%.



STANDARD EQUIPMENT, CAR PART: MAN TGE

2.0 L., 163 HP, Automatic gearbox

Indium grey metallic

AGM battery and alternator with increased capacity

Air conditioning system "Climatronic"

Chrome package

Adaptive Cruise control

Digital radio reception

Dimming breakaway interior rearview mirror

Driver alert system

Driver and front passenger airbag with front passenger airbag deactivation

Exterior mirrors, power – adjustable, heated and power – folding

Heat-insulating windshield made of laminated glass, heated Lane change system with activated lane keeping system

Leather-wrapped multi-function steering wheel (3-spoke), heated

LED headlamps with LED separately daytime running light

Lights and Vision package

63-liter fuel tank

MAN Media Van package (Radio+DAB+FM+NAVI)

Park distance control in front and rear with sensor based side protection

Rear view camera system

Electronic parking brake

Seat heater, left and right, separately controllable

Suspension/ Shock Absorption and Stabilization package 4

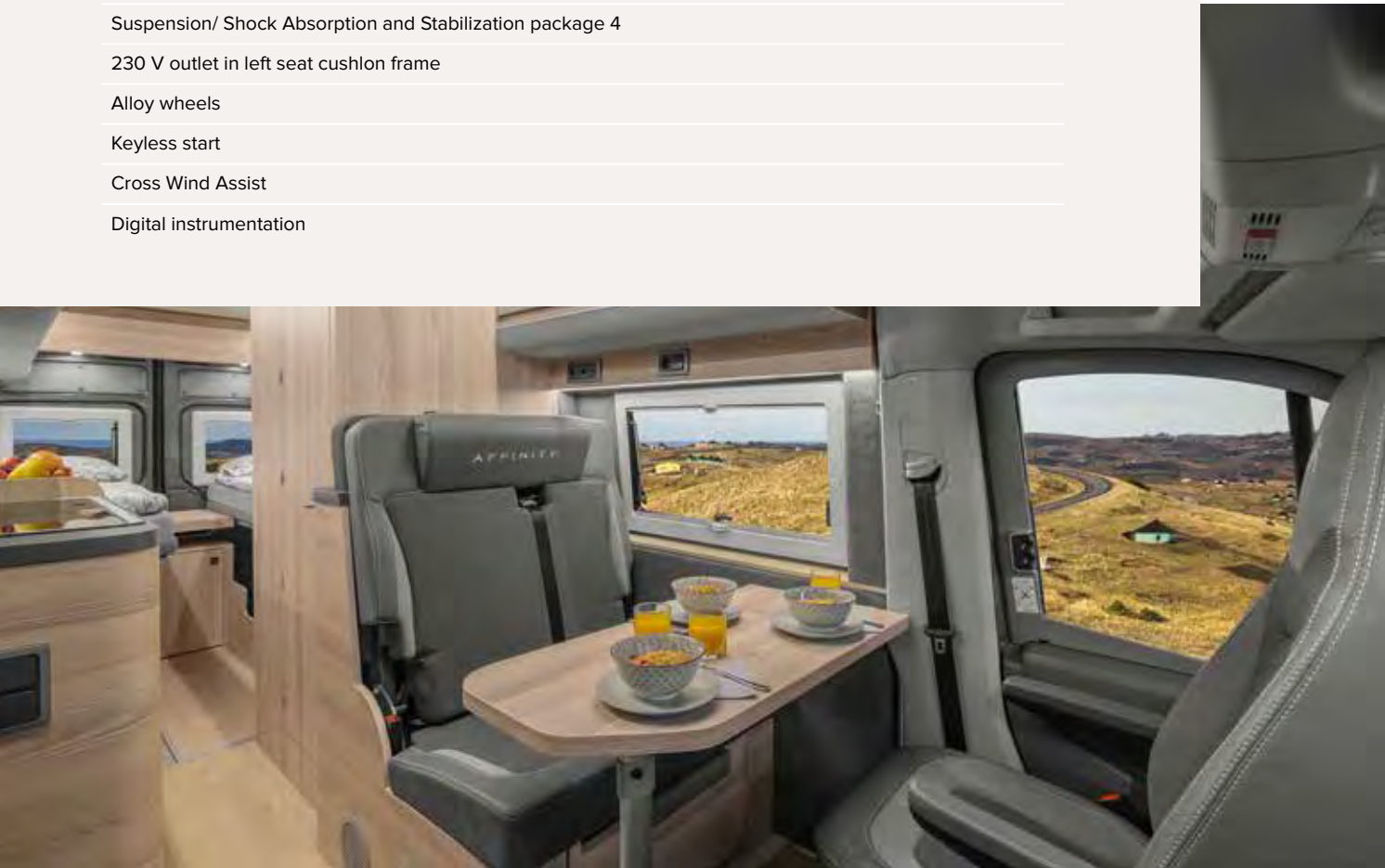
230 V outlet in left seat cushion frame

Alloy wheels

Keyless start

Cross Wind Assist

Digital instrumentation



Innovations



The solution of the rear section of the Affinity M Three is unique. The possibility of modifying the rear section to suit your needs significantly increases its functionality. Its features and advantages will be appreciated by anyone who travels with bicycles or other large luggage.

The Affinity Three has an integrated bathroom. Considerable number of cabinets for storing cosmetics guarantees comfortable use of the bathroom area.

Additional, third, sleeping space is created by unfolding the sofa at the front of the camper.



Major advantage of the Affinity M Three is that the interior can be configured to suit your current needs. The basic layout consists of two single beds. The bed frame is equipped with a height adjustment system. When the beds are raised to the upper level and the wardrobe is folded down, a sizeable boot is created. The lifting system is electrically powered.

OPTIONAL EQUIPMENT / MODEL	Affinity One	Affinity DUO	Affinity Three	Affinity Five	Affinity M DUO	Affinity M Three
3 berths	O	-	S	-	-	S
4 berths	O	-	-	-	-	-
5 berths	-	-	-	S	-	-
Truma 6E heater	O	O	O	O	O	O
Truma D6E heater	O	O	O	O	O	O
Solar package (monocrystalline) 120W Flex MPPT, BT *	-	-	-	-	O	O
Solar package (monocrystalline) 240W Flex MPPT, BT *	O	O	O	O	O	O
Solar package (monocrystalline) 290W Flex MPPT, BT *	-	-	-	-	O	O
Solar package (monocrystalline) 300W Flex MPPT, BT *	O	O	O	O	-	-
Solar package (monocrystalline) 360W Flex MPPT, BT *	O	O	O	O	-	-
LiFePO4 200 Ah Winter board battery with BT	O	O	O	O	O	O
LiFePO4 300 Ah Winter board battery with BT	O	O	O	O	O	O
Gel battery 130 Ah	O	O	O	O	O	O
Inverter 2000W	O	O	O	O	O	O
Inverter cabling system	O	O	O	O	O	O
Truma Aventa Comfort roof air conditioning	O	O	O	O	O	O
External gas connection	O	-	O	-	-	O
DuoControl	-	O	-	-	O	-
Safe	O	-	-	-	-	-
Drawers in the kitchen **	O	S	S	S	S	S
Rear door curtain	O	-	O	-	-	O
White awning	O	O	O	O	O	O
Black awning	O	O	O	O	O	O
Keder rail	O	O	O	O	O	O
Removable towbar	O	O	O	O	O	O
Rigid towbar	O	O	O	O	O	O
Towbar Thule VeloSwing	O	O	O	O	-	-
Heated front seats	O	O	O	O	O	O
Pneumatic rear-axle suspension	O	O	O	O	O	O
Softclose	O	O	O	O	O	O
External shower	O	O	O	O	O	O
TV holder only	O	O	O	O	O	O
TV holder + 19" TV	O	O	O	O	O	O
TV holder + 19" TV Smart TV	O	O	O	O	O	O
External TV socket	O	O	O	O	O	O
Caratec LTE Antenne plus router	O	O	O	O	O	O
Oyster Connect	O	O	O	O	O	O
LCD control panel	O	O	O	O	O	O
2 additional speaker	O	O	O	O	O	O
Bed lifting mechanism	O	-	O	-	-	O
Mattress with additional layer	O	O	O	O	O	O
Isofix ***	O	-	S	S	-	S
Bed sheet with Affinity logo	O	O	O	O	O	O
Wooden shower mat	O	O	O	O	O	O
Seat cover with Affinity logo	O	O	O	O	O	O
Clesana Toilet	O	O	O	O	O	O
Premium-Elektrosystem	O	O	O	O	O	O
Light interior colour	O	O	O	O	O	O
Grey interior colour	O	O	O	O	O	O

S - standard



Jacek Jaskot
CEO Affinity RV

Norbert Adamczewski
Chief of Production Affinity RV

Affinity RV

The history of Affinity is not a long one. The company was founded in 2019 as a part of the KABE Group - the largest manufacturer of motorhomes in Scandinavia. The first Affinity model was presented in January 2020 at the CMT show in Stuttgart.

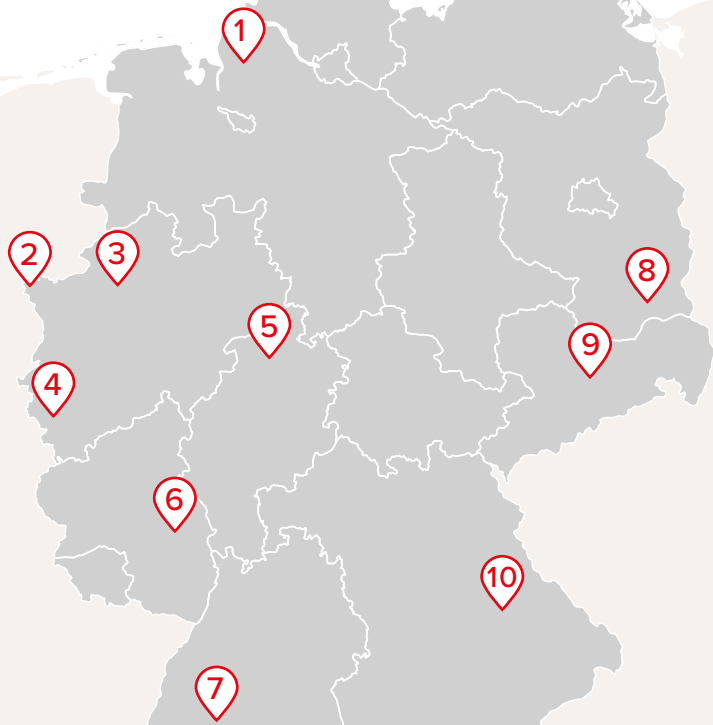
From the very beginning, our team’s ambition was to introduce unique vehicles to the market. Unique in terms of manufacturing quality, original design and, above all, functional solutions. We consistently strive to ensure that our models positively stand out from other campervans available on the market. Our work benefits from dozen years of experience in manufacturing customised vehicle bodies and production of series vehicles. The vision we have pursued together with our Swedish partners has been very well received by customers and the last few years have been a period of very dynamic growth for Affinity.

For the 2025/26 season, we now offer our customers new interior colours, improved functional solutions and an upgraded electrical system. We hope that the new proposals will be appreciated by our customers and will firmly anchor Affinity’s position as an innovative and cutting-edge brand.





GERMANY



1 Ehlers Mobile Welten GmbH & Co. KG
Heinrich-Evers-Straße 2-5
21769 Lamstedt
Tel.: +49 (0) 4773 879460
e-mail: info@ehlers-kfz.de
www.ehlers-kfz.de

2 DÜMO in Emmerich
Duisburger Str. 60 / 62
D-46446 Emmerich
Tel.: +49 (0) 2822 500 421
e-mail: info@duemo-emmerich.de
www.duemo-duelmen.de

3 DÜMO in Dülmen
Graskamp 15
D-48249 Dülmen-Hiddingsel
Tel.: +49 (0) 2590 94 360 - 0
e-mail: info@duemo-duelmen.de
www.duemo-duelmen.de

4 Trans-Serv GmbH & Co KG
Felix-Wankel-Str. 4
53919 Weilerswist
Tel.: +49 (0) 2254 83718 20
e-mail: info@trans-serv.de
www.trans-serv.de

5 PGS Freizeitmobile GmbH
Kupferstraße 8
34225 Baunatal
Tel.: +49 (0) 561 83097972
e-mail: info@pgs-mobile.de
www.pgs-mobile.de

6 Auto-Haus Afraschteh GmbH
Industriestraße 5
63811 Stockstadt am Main
Tel.: +49 (0) 6027 7540
e-mail: info@afaschteh.de
www.reisemobile-afaschteh.de

7 CARAVAN-LIFE NOTHHELPER
Balingen Str. 125
78628 Rottweil
Tel.: +49 (0) 741 5356-0
+49 (0) 741 5356-14
e-mail: info@caravan-life.de
info@autohaus-nothhelfer.de
www.caravan-life.de

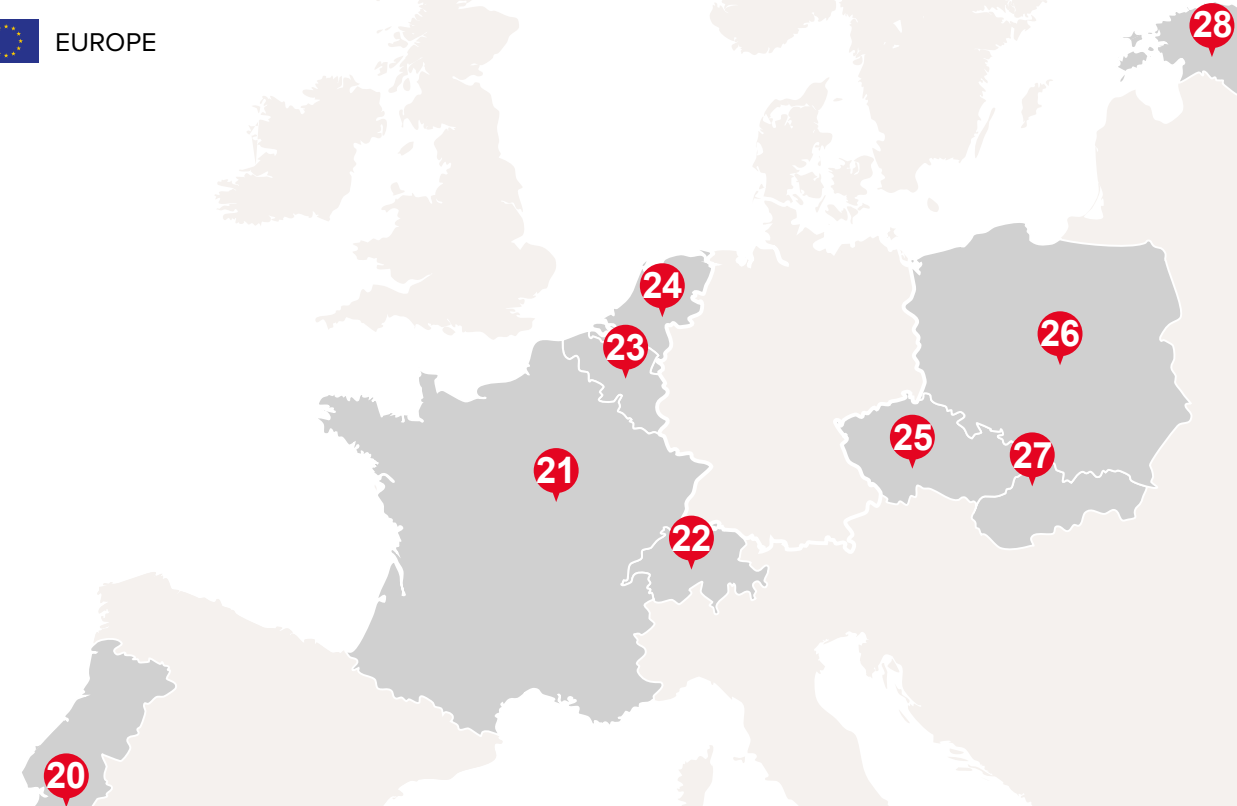
8 PREMIUMWAGEN
Am Seegraben 4
03051 Cottbus
Tel.: +49 (0) 355 584090
e-mail: affinity@premiumwagen.de
www.affinity.premiumwagen.de

9 MGS Reisemobilzentrum
Meißner Straße 11
01445 Radebeul
Tel.: +49 (0) 351 850 34 950
e-mail: info@mgs-reisemobilzentrum.de
www.mgs-reisemobilzentrum.de

10 Wohnmobil-Profis
Ludwig v.Beethovenstr. 5
92442 Wackersdorf
Tel.: +49 (0) 943 152 9629
e-mail: info@Wohnmobil-Profis.de
www.wohnmobil-profis.de



EUROPE



20 PORTUGAL
GoCaravaning
Centro Empresarial Vilar
do Pinheiro, Via José Régio 75
4485-860 Vilar do Pinheiro
Tel.: +351 229 289 890

Zona Industrial Cabra Figa, nave 1
2635-047 Rio de Mouro
Tel.: +351 219 258 261
e-mail: am@jsm.com.pt
www.gocaravaning.com

21 FRANCE
Sarl Remy Frères
Route de montjean
16700 Ruffec
Tel.: +33 (0) 5 45 31 05 58
e-mail: contact@campingcar16.fr
www.campingcar16.fr

22 SWITZERLAND
Womorol GmbH
Schwarzhubel 1
6133 Hergiswil b. Willisau
Tel.: +41 (0) 79 207 24 92
e-mail: info@womorol.ch
www.womorol.ch

23 BELGIUM
The Van Company
Passtraat 195
9100 Sint-Niklaas
Tel.: +32 (0) 3 345 98 31
e-mail: info@thevancompany.be
www.thevancompany.be

Dicar
Grote Steenweg 2
B-2440 GEEL
Tel.: +32 (0) 14 579 999
e-mail: info@dicar.be
www.dicar.be

24 NETHERLANDS
Camper-n-joy
Florijn 19
5751PC Deurne NL
Tel.: +31 (0) 493 380 716
e-mail: info@cnjcamper.nl
www.camper-n-joy.nl


25 CZECH REPUBLIC
Caravancity
Komerční 1147
25262 Horoměřice
Tel.: +420 739 803 712
e-mail: travel@caravancity.cz
www.caravancity.cz

26 POLAND
Affinity RV Sp. z o.o.
ul. Łęczyska 13
95-035 Ozorków
Tel.: +48 42 307 00 60
e-mail: info@affinity-rv.eu
www.affinity-rv.eu

27 SLOVAKIA
VelkyVoz.sk
Bytčická 2
01001 Žilina
Tel.: +421 918 620 138
e-mail: info@velkyvoz.sk
www.velkyvoz.sk

28 ESTONIA
Matkasuvilad
Härgmäe tn 24
Haabersti, Tallinn 13525
Tel.: ++37 256 224 552
e-mail: matkasuvilad@matkasuvilad.ee
www.matkasuvilad.ee

In Scandinavia, **Affinity** campers are represented through the **KABE AB** dealer network.




Affinity RV Sp. z o.o.,

ul. Łęczycka 13, 95-035 Ozorków, Poland

tel.: +48 42 307 00 60

e-mail: info@affinity-rv.eu

www.affinity-rv.eu



KABE
GROUP AB