

**PASEO DEL ESTE  
MUNICIPAL UTILITY DISTRICT NO. 2  
OF EL PASO COUNTY**

**FINANCIAL STATEMENTS,  
SUPPLEMENTAL INFORMATION  
AND  
INDEPENDENT AUDITOR'S REPORT**

**FOR THE YEAR ENDED  
SEPTEMBER 30, 2025**

**WEST, DAVIS & COMPANY, LLP**  
*Certified Public Accountants*  
Austin, Texas

## ANNUAL FILING AFFIDAVIT


THE STATE OF TEXAS  
COUNTY OF EL PASO

I, Anne Jorjorian-Raynal of the Paseo del Este Municipal Utility District No. 2 of El Paso County hereby swear, or affirm, that the district named above has reviewed and approved at a meeting of the Board of Directors of the District on the 8<sup>th</sup> day of January 2026, its annual audit report for the fiscal year ended September 30, 2025, and that copies of the annual report have been filed in the district office, located at c/o Gordon Davis Johnson & Shane, 4695 North Mesa, El Paso, Texas 79912.

The annual filing affidavit and the attached copy of the annual audit report are being submitted to the Texas Commission on Environmental Quality in satisfaction of the annual filing requirements of Texas Water Code Section 49.194.

Date: January 8, 2026

By:

  
(Signature of District Representative)


Anne Jorjorian-Raynal, President

(Name & Title of above District Representative)

Sworn to and subscribed to before me this 8th day of January 2026.

(SEAL)



  
(Signature of Notary)

My Commission Expires On: December 2, 2027

Notary Public in and for the State of Texas.

**PASEO DEL ESTE MUNICIPAL UTILITY DISTRICT No. 2  
OF EL PASO COUNTY**  
Annual Financial Report  
For the Year Ended September 30, 2025

**TABLE OF CONTENTS**

Page

**FINANCIAL SECTION**

Independent Auditor's Report on Financial Statements .....	1
Management's Discussion & Analysis (Required Supplementary Information) .....	4
<u>Basic Financial Statements</u>	
Government-wide Financial Statements:	
Statement of Net Position and Reconciliation to Governmental Funds Balance Sheet .....	12
Statement of Activities and Reconciliation to Statement of Revenues, Expenditures, and Changes in Fund Balances of Governmental Funds .....	13
Notes to the Financial Statements .....	14

**REQUIRED SUPPLEMENTARY INFORMATION**

Budgetary Comparison Schedule – General Fund .....	31
--	----

**TEXAS COMMISSION ON ENVIRONMENTAL QUALITY  
SUPPLEMENTARY INFORMATION**

Index of Supplemental Schedules Required by the Texas Commission on Environmental Quality .....	32
Supplemental Schedules .....	33

**OTHER INFORMATION**

Principal Taxpayers.....	51
Assessed Value by Classification.....	51

## **FINANCIAL SECTION**

# WEST, DAVIS & COMPANY

A LIMITED LIABILITY PARTNERSHIP

---

## **Independent Auditor's Report**

Board of Directors  
Paseo del Este Municipal Utility District No. 2  
Of El Paso County  
El Paso, Texas

We have audited the accompanying financial statements of the governmental activities and each major fund of Paseo del Este Municipal Utility District No. 2 of El Paso County (the District) as of and for the year ended September 30, 2025, and the related notes to the financial statements, which collectively comprise the District's basic financial statements as listed in the table of contents.

### **Opinions**

In our opinion the financial statements referred to above present fairly, in all material respects, the financial position of the governmental activities and each major fund of the District as of September 30, 2025, and the changes in financial position for the year then ended in accordance with accounting principles generally accepted in the United States of America.

### **Basis for Opinions**

We conducted our audit in accordance with auditing standards generally accepted in the United States of America. Our responsibilities under those standards are further described in the Auditor's Responsibilities for the Audit of the Financial Statements section of our report. We are required to be independent of the District and to meet our other ethical responsibilities, in accordance with the relevant ethical requirements relating to our audit. We believe that the audit evidence we have obtained is sufficient and appropriate to provide a basis for our audit opinions.

### **Responsibilities of Management for the Financial Statements**

Management is responsible for the preparation and fair presentation of these financial statements in accordance with accounting principles generally accepted in the United States of America, and for the design, implementation, and maintenance of internal control relevant to the preparation and fair presentation of financial statements that are free from material misstatement, whether due to fraud or error.

In preparing the financial statements, management is required to evaluate whether there are conditions or events, considered in the aggregate, that raise substantial doubt about the District's ability to continue as a going concern for twelve months beyond the financial statement date, including any currently known information that may raise substantial doubt shortly thereafter.

## **Auditor's Responsibilities for the Audit of the Financial Statements**

Our objectives are to obtain reasonable assurance about whether the financial statements as a whole are free from material misstatement, whether due to fraud or error, and to issue an auditor's report that includes our opinions. Reasonable assurance is a high level of assurance but is not absolute assurance and therefore is not a guarantee that an audit conducted in accordance with generally accepted auditing standards will always detect a material misstatement when it exists. The risk of not detecting a material misstatement resulting from fraud is higher than for one resulting from error, as fraud may involve collusion, forgery, intentional omissions, misrepresentations, or the override of internal control. Misstatements are considered material if there is a substantial likelihood that, individually or in the aggregate, they would influence the judgment made by a reasonable user based on the financial statements.

In performing an audit in accordance with generally accepted auditing standards, we:

- Exercise professional judgment and maintain professional skepticism throughout the audit.
- Identify and assess the risks of material misstatement of the financial statements, whether due to fraud or error, and design and perform audit procedures responsive to those risks. Such procedures include examining, on a test basis, evidence regarding the amounts and disclosures in the financial statements.
- Obtain an understanding of internal control relevant to the audit in order to design audit procedures that are appropriate in the circumstances, but not for the purpose of expressing an opinion on the effectiveness of the District's internal control. Accordingly, no such opinion is expressed.
- Evaluate the appropriateness of accounting policies used and the reasonableness of significant accounting estimates made by management, as well as evaluate the overall presentation of the financial statements.
- Conclude whether, in our judgment, there are conditions or events, considered in the aggregate, that raise substantial doubt about the District's ability to continue as a going concern for a reasonable period of time.

We are required to communicate with those charged with governance regarding, among other matters, the planned scope and timing of the audit, significant audit findings, and certain internal control-related matters that we identified during the audit.

## **Required Supplementary Information**

Accounting principles generally accepted in the United States of America require that the management's discussion and analysis and the budgetary comparison information be presented to supplement the basic financial statements. Such information is the responsibility of management and, although not a part of the basic financial statements, is required by the Governmental Accounting Standards Board, who considers it to be an essential part of financial reporting for placing the basic financial statements in an appropriate operational, economic, or historical context. We have applied certain limited procedures to the required supplementary information in

accordance with auditing standards generally accepted in the United States of America, which consisted of inquiries of management about the methods of preparing the information and comparing the information for consistency with management's responses to our inquiries, the basic financial statements, and other knowledge we obtained during our audit of the basic financial statements. We do not express an opinion or provide any assurance on the information because the limited procedures do not provide us with sufficient evidence to express an opinion or provide any assurance.

### **Supplementary Information**

Our audit was conducted for the purpose of forming opinions on the financial statements that collectively comprise the District's basic financial statements. The Texas Commission on Environmental Quality required supplementary schedules are presented for purposes of additional analysis and are not a required part of the basic financial statements. Such information is the responsibility of management and was derived from and relates directly to the underlying accounting and other records used to prepare the basic financial statements. The information has been subjected to the auditing procedures applied in the audit of the basic financial statements and certain additional procedures, including comparing and reconciling such information directly to the underlying accounting and other records used to prepare the basic financial statements or to the basic financial statements themselves, and other additional procedures in accordance with auditing standards generally accepted in the United States of America. In our opinion, the Texas Commission on Environmental Quality required supplementary schedules are fairly stated, in all material respects, in relation to the basic financial statements as a whole.

### **Other Information**

Management is responsible for the other information included in the annual report. The other information comprises the property tax assessed value information but does not include the basic financial statements and our auditor's report thereon. Our opinions on the basic financial statements do not cover the other information, and we do not express an opinion or any form of assurance thereon.

In connection with our audit of the basic financial statements, our responsibility is to read the other information and consider whether a material inconsistency exists between the other information and the basic financial statements, or the other information otherwise appears to be materially misstated. If, based on the work performed, we conclude that an uncorrected material misstatement of the other information exists, we are required to describe it in our report.

*West, Davis & Company*

Austin, Texas  
December 31, 2025

# **PASEO DEL ESTE MUNICIPAL UTILITY DISTRICT No. 2 OF EL PASO COUNTY**

## **Management Discussion and Analysis For the Year Ended September 30, 2025**

In accordance with Governmental Accounting Standards Board Statement 34 (“GASB 34”), the management of Paseo del Este Municipal Utility District No. 2 of El Paso County (the “District”) offers the following discussion and analysis to provide an overview of the District’s financial activities for the year ended September 30, 2025. Since this information is designed to focus on current year’s activities, resulting changes, and currently known facts, it should be read in conjunction with the District’s financial statements that follow.

### **FINANCIAL HIGHLIGHTS**

- **General Fund:** The unassigned fund balance at the end of the year was approximately \$679 thousand which was a decrease of \$128 thousand from the end of the previous year end. Revenue increased from \$955 thousand in the previous fiscal year to \$1.1 million in the current fiscal year primarily due to increased property tax revenue as the result of growth in the District’ tax base.
- **Debt Service Fund:** The fund balance restricted for debt service increased from \$622 thousand at the end of the previous fiscal year to \$694 thousand at the end of the current fiscal year. Revenue increased from \$801 thousand to \$998 in the current fiscal year while interest, principal and fee payments increased by \$102 thousand, from \$655 thousand to \$887 thousand. The District made bond principal payments of \$435 thousand and bond interest payments of \$450 thousand during the fiscal year.
- **Capital Projects Fund:** The fund balance decreased from \$108 thousand at the end of the previous fiscal year to \$1 at the end of the current fiscal year due to capital expenditures. Revenue decreased from \$3.3 million to \$390 thousand in the current fiscal year, including a transfer from the general fund. This decrease was due to not having bond sale revenue in the current year.
- **Governmental Activities:** On a Government-wide basis for governmental activities, the District had revenue in excess of expenses of approximately \$484 thousand. Net position increased from \$993 thousand to \$1.5 million. This increase is primarily due to increased property tax revenue as the result of growth in the District’s tax base.

### **OVERVIEW OF THE DISTRICT**

The District, a political subdivision of the State of Texas, was created by an Act of the Texas Legislature. The District was created and organized for the purpose of constructing water, sewer, and drainage facilities and providing water and sewer services to customers within the District. The District has entered into an agreement with Paseo del Este Municipal Utility District No. 1 (Paseo No. 1) under which Paseo No. 1 will serve as the “Master District” for the purpose of providing water acquisition, transportation and treatment, wastewater collection, transportation, treatment and disposal, and drainage facilities and services.



# **PASEO DEL ESTE MUNICIPAL UTILITY DISTRICT No. 2 OF EL PASO COUNTY**

## **Management Discussion and Analysis For the Year Ended September 30, 2025**

### **USING THIS ANNUAL REPORT**

The District's reporting is comprised of five parts:

- Management's Discussion and Analysis (this section)
- Basic Financial Statements
  - Statement of Net Position and Reconciliation to Governmental Funds Balance Sheet
  - Statement of Activities and Reconciliation to Statement of Revenues, Expenditures, and Changes in Fund Balances of Governmental Funds
- Notes to the Financial Statements
- Required Supplementary Information
- Texas Supplementary Information (required by the Texas Commission on Environmental Quality)

The Government-wide statements are reported using the flow of economic resources measurement focus and the full accrual basis of accounting. The Governmental Fund financial statements are reported using the current financial resources measurement focus and the modified accrual basis of accounting.

For purposes of GASB 34, the District is considered a special purpose government. This allows the District to present the newly required fund and government-wide statements in a single schedule. The requirement for fund financial statements that are prepared on the modified accrual basis of accounting is met with the "Governmental Funds Total" column. An adjustment column includes those entries needed to convert to the full accrual basis government-wide statements. Government-wide statements are comprised of the Statement of Net Position and the Statement of Activities.

### **OVERVIEW OF THE BASIC FINANCIAL STATEMENTS**

**The Statement of Net Position and Governmental Funds Balance Sheet** includes a column (titled "Governmental Funds Total") that represents a balance sheet prepared using the modified accrual basis of accounting. The adjustments column converts those balances to a balance sheet that more closely reflects a private-sector business. Over time, increases or decreases in the District's net position will indicate financial health.

**The Statement of Activities and Governmental Funds Revenues, Expenditures, and Changes in Fund Balances** includes a column (titled "Governmental Funds Total") that derives the change in fund balances resulting from current year revenues, expenditures, and other financing sources or uses. These amounts are prepared using the modified accrual basis of accounting. The adjustments column converts those activities to full accrual, a basis that more closely represents the income statement of a private-sector business.

**PASEO DEL ESTE MUNICIPAL UTILITY DISTRICT No. 2  
OF EL PASO COUNTY**

**Management Discussion and Analysis  
For the Year Ended September 30, 2025**

**The Notes to the Financial Statements** provide additional information that is essential to a full understanding of the information presented in the *Statement of Net Position and Governmental Funds Balance Sheet* and the *Statement of Activities and Governmental Funds Revenues, Expenditures, and Changes in Fund Balances*.

**The Required Supplementary Information** presents a comparison statement between the District's adopted budget and its actual results.

**FINANCIAL ANALYSIS OF THE DISTRICT AS A WHOLE**

**Summary Statement of Net Position**

	Governmental Activities (in thousands)		
	September 2025	September 2024	Increase (Decrease)
Current and Other Assets	\$ 1,420	\$ 1,555	\$ (135)
Capital and Non-Current Assets	10,655	10,444	211
<b>Total Assets</b>	<b>12,075</b>	<b>11,999</b>	<b>76</b>
Current Liabilities	558	504	54
Long-Term Liabilities	10,040	10,502	(462)
<b>Total Liabilities</b>	<b>10,598</b>	<b>11,006</b>	<b>(408)</b>
Net Investment in Capital			
Assets	101	(441)	542
Restricted	695	624	71
Unrestricted	681	810	(129)
<b>Total Net Position</b>	<b>\$ 1,477</b>	<b>\$ 993</b>	<b>\$ 484</b>

The District's total assets were approximately \$12 million at the end of the current fiscal year. Of this amount, approximately \$1.4 million is accounted for by cash and short-term investments. The District had outstanding liabilities of approximately \$11.6 million. The District's unrestricted net assets, which can be used to finance day to day operations, totaled \$681 thousand.

**PASEO DEL ESTE MUNICIPAL UTILITY DISTRICT No. 2  
OF EL PASO COUNTY**

**Management Discussion and Analysis  
For the Year Ended September 30, 2025**

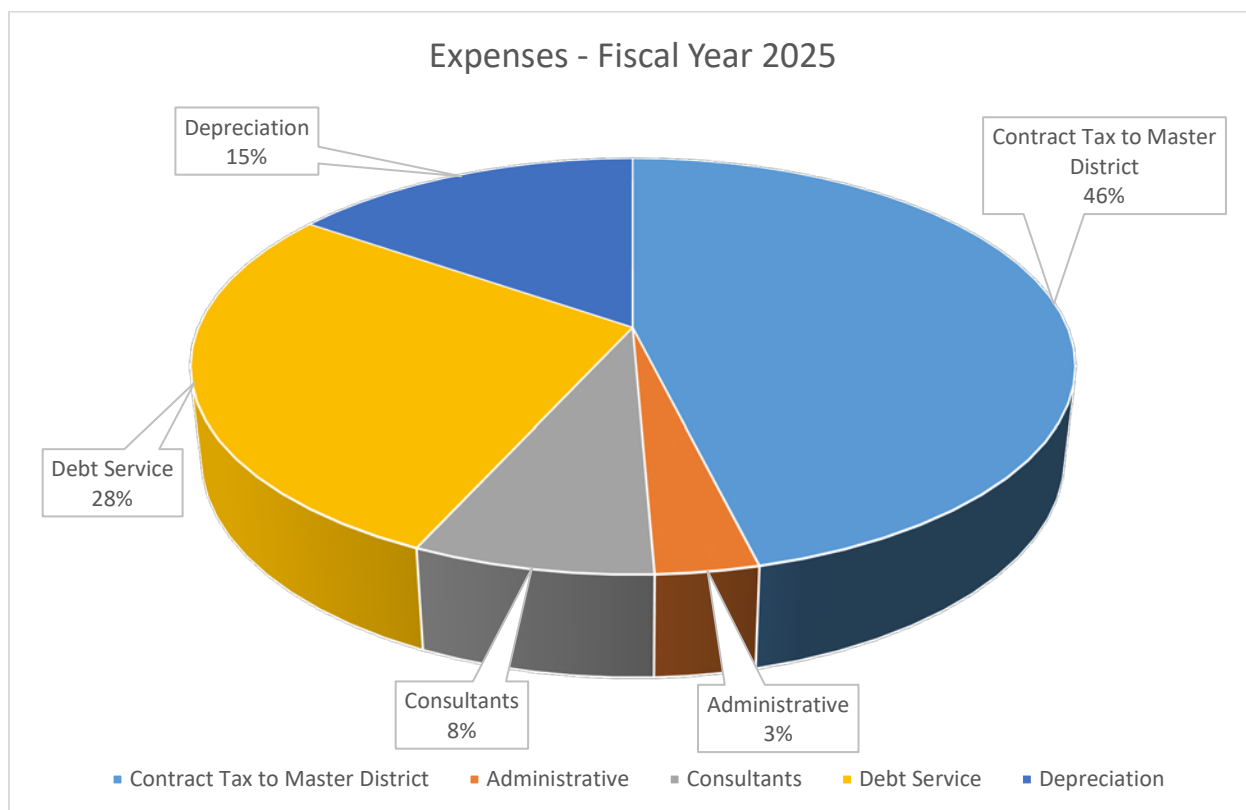
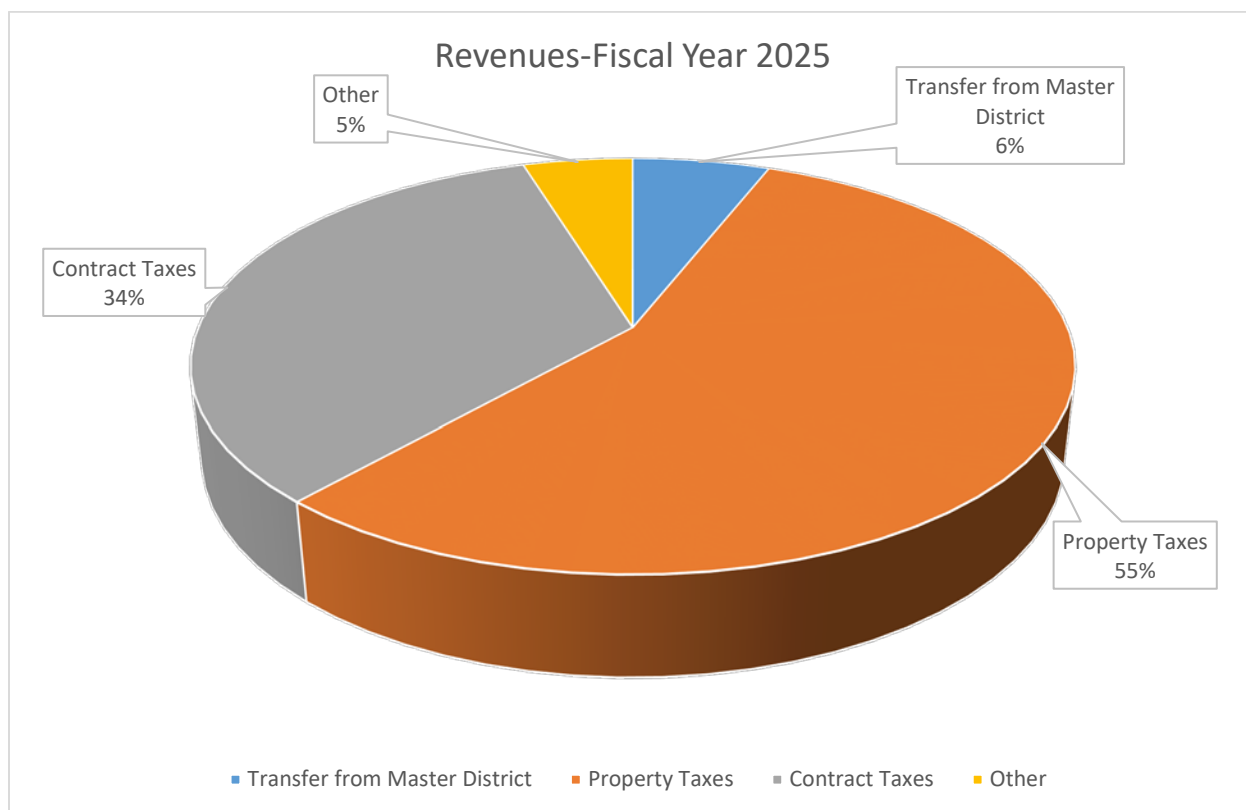
**Summary Statement of Activities**

	Governmental Activities (in thousands)		Increase (Decrease)
	2024	2024	
Transfer from Master District	\$ 125	\$ 126	\$ (1)
Property Taxes	1,159	929	230
Contract Taxes	701	608	93
Other	100	95	5
<b>Total Revenues</b>	<b>2,085</b>	<b>1,758</b>	<b>327</b>
Contract Tax to Master District	739	608	131
Administrative	51	44	7
Consultants	119	87	32
Debt Service	446	323	123
Depreciation	246	237	9
<b>Total Expenses</b>	<b>1,601</b>	<b>1,299</b>	<b>302</b>
Other Financing Sources (Uses)	-	(248)	248
<b>Change in Net Position</b>	<b>484</b>	<b>211</b>	<b>273</b>
<b>Beginning Net Position</b>	<b>993</b>	<b>782</b>	<b>211</b>
<b>Ending Net Position</b>	<b>\$ 1,477</b>	<b>\$ 993</b>	<b>\$ 484</b>

Revenues were approximately \$2.1 million for the current fiscal year. Expenses were approximately \$1.6 million for the year. Net position increased about \$484 thousand primarily due to increased property tax revenue. The following charts summarize the sources of revenue and areas of expenses.

**PASEO DEL ESTE MUNICIPAL UTILITY DISTRICT No. 2  
OF EL PASO COUNTY**

**Management Discussion and Analysis  
For the Year Ended September 30, 2025**



**PASEO DEL ESTE MUNICIPAL UTILITY DISTRICT No. 2  
OF EL PASO COUNTY**

**Management Discussion and Analysis  
For the Year Ended September 30, 2025**

**FINANCIAL ANALYSIS OF THE DISTRICT'S FUND LEVEL STATEMENTS**

In comparison to the Government-wide statements, the Fund-level statements focus on the key funds of the District. The District uses fund accounting to ensure and demonstrate compliance with finance-related legal requirements.

The District reports the following types of Governmental funds: General Fund, Debt Service Fund and Capital Projects Fund. The focus of the District's Governmental funds is to provide information on near-term inflows, outflows, and available resources. Such information is useful in assessing the District's financing requirements. In particular, unassigned fund balance may serve as a useful measure of a government's net resources available at the end of the fiscal year.

**Summary Balance Sheet**

	Governmental Funds (in thousands)		
	September 2025	September 2024	Increase (Decrease)
Cash and Investments	\$ 1,398	\$ 1,529	\$ (131)
Accounts Receivable	23	26	(3)
Prepaid Expenses	-	-	-
<b>Total Assets</b>	<b>1,421</b>	<b>1,555</b>	<b>(134)</b>
Accounts Payable	44	12	32
Unrealized Revenue	4	6	(2)
<b>Total Liabilities</b>	<b>48</b>	<b>18</b>	<b>30</b>
Nonspendable	-	-	-
Restricted for Debt Service	694	622	72
Restricted for Capital Projects	-	108	(108)
Unassigned	679	807	(128)
<b>Total Fund Balances</b>	<b>1,373</b>	<b>1,537</b>	<b>(164)</b>
<b>Total Liabilities and Fund Balances</b>	<b>\$ 1,421</b>	<b>\$ 1,555</b>	<b>\$ (134)</b>

**PASEO DEL ESTE MUNICIPAL UTILITY DISTRICT No. 2  
OF EL PASO COUNTY**

**Management Discussion and Analysis  
For the Year Ended September 30, 2025**

**The General Operating Fund**, which pays for daily operating expenses, has an unassigned balance of \$679 thousand at the end of the current fiscal year. This is a decrease of \$128 thousand over the prior fiscal year due primarily due to an interfund transfer to the capital projects fund.

**The Debt Service Fund** increased by \$72 thousand during the current fiscal year. This fund remitted bond principal of \$435 thousand and bond interest of \$450 thousand during the year.

**The Capital Projects Fund** decreased by 108 thousand during the current fiscal year as a result of capital expenditures.

**BUDGETARY HIGHLIGHTS**

The Board of Directors adopted the fiscal year 2025 annual budget for the General Fund on September 12, 2024. The budget included revenues of \$1.0 million and expenditures of \$785 thousand. Actual revenue amounted to \$1.1 million, and expenditures totaled \$1.2 million, including an interfund transfer to the capital projects fund. More detailed information about the District's budgetary comparison is presented in the Required Supplementary Information section.

**CAPITAL ASSETS**

The District has invested \$12.3 million in infrastructure. A summary of these assets is listed below:

**Summary of Capital Assets**

	Governmental Activities (in thousands)		Increase (Decrease)
	September 2025	September 2024	
Water, Wastewater and Drainage System	\$ 12,301	\$ 11,844	\$ 457
Accumulated Depreciation	(1,646)	(1,400)	(246)
<b>Total Capital Assets (Net)</b>	<b>\$ 10,655</b>	<b>\$ 10,444</b>	<b>\$ 211</b>

**LONG TERM DEBT**

The District issued no new debt during the year. Bonded indebtedness of the District at year end was \$10.5 million. More detailed information about the District's long-term debt is presented in the Notes to the Basic Financial Statements.

**PASEO DEL ESTE MUNICIPAL UTILITY DISTRICT No. 2  
OF EL PASO COUNTY**

**Management Discussion and Analysis  
For the Year Ended September 30, 2025**

**ECONOMIC FACTORS**

The taxable assessed value of property within the District as of January 1, 2025, has been fixed by the El Paso County Appraisal District at \$284 million. The tax rates adopted by the District on September 11, 2025, for the coming fiscal year are \$0.1323 for maintenance and operations, \$0.29 for contract tax and \$0.2950 for debt service. The District expects this to produce \$2.0 million in total property tax revenue for next year. The adopted budget for fiscal year 2026 projects an increase in the operating fund balance.

**REQUESTS FOR INFORMATION**

This financial report is designed to provide a general overview of the District's finances and to demonstrate the District's accountability for the funds it receives. Questions concerning any of the information provided in this report or requests for additional financial information should be addressed to the District in care of Gordon Davis Johnson & Shane 4695 North Mesa, El Paso, Texas 79912.

## **BASIC FINANCIAL STATEMENTS**



**PASEO DEL ESTE MUNICIPAL UTILITY DISTRICT No. 2  
OF EL PASO COUNTY**

**STATEMENT OF NET POSITION  
AND GOVERNMENTAL FUNDS BALANCE SHEET  
SEPTEMBER 30, 2025**

	<b>GOVERNMENTAL FUNDS</b>				<b>ADJUST-</b>	<b>STATEMENT</b>
	<b>GENERAL</b>	<b>DEBT SERVICE</b>	<b>CAPITAL PROJECTS</b>	<b>TOTAL</b>	<b>MENTS</b>	<b>OF NET POSITION</b>
<b><u>ASSETS</u></b>						
Cash	\$ 26,076	\$ -	\$ 1	\$ 26,077	\$ -	\$ 26,077
Investments	678,063	693,783	-	1,371,846	-	1,371,846
Taxes Receivable	1,998	2,145	-	4,143	-	4,143
Due from Other Funds	362	-	-	362	(362)	-
Due from Affiliated District	18,399	-	-	18,399	-	18,399
Prepaid Costs	-	-	-	-	-	-
Water/WW/Drainage System (Net)	-	-	-	-	10,654,778	10,654,778
<b>Total Assets</b>	<b>\$ 724,898</b>	<b>\$ 695,928</b>	<b>\$ 1</b>	<b>\$ 1,420,827</b>	<b>\$ 10,654,416</b>	<b>\$ 12,075,243</b>
<b><u>LIABILITIES</u></b>						
Accounts Payable	\$ 43,962	\$ -	\$ -	\$ 43,962	\$ 54,218	\$ 98,180
Due to Other Funds	-	362	-	362	(362)	-
Bonds Payable in less than one year	-	-	-	-	460,000	460,000
Bonds Payable in more than one year	-	-	-	-	10,039,943	10,039,943
<b>Total Liabilities</b>	<b>43,962</b>	<b>362</b>	<b>-</b>	<b>44,324</b>	<b>10,553,799</b>	<b>10,598,123</b>
<b><u>DEFERRED INFLOWS OF RESOURCES</u></b>						
Property Taxes	1,998	2,145	-	4,143	(4,143)	-
<b>Total Deferred Inflows</b>	<b>1,998</b>	<b>2,145</b>	<b>-</b>	<b>4,143</b>	<b>(4,143)</b>	<b>-</b>
<b><u>FUND EQUITY</u></b>						
Nonspendable	-	-	-	-	-	-
Restricted for Debt Service	-	693,421	-	693,421	(693,421)	-
Restricted for Capital Projects	-	-	1	1	(1)	-
Unassigned	678,938	-	-	678,938	(678,938)	-
<b>Total Fund Equity</b>	<b>678,938</b>	<b>693,421</b>	<b>1</b>	<b>1,372,360</b>	<b>(1,372,360)</b>	<b>-</b>
<b>Total Liabilities, Fund Equity &amp; Deferred Inflows of Resources</b>	<b>\$ 724,898</b>	<b>\$ 695,928</b>	<b>\$ 1</b>	<b>\$ 1,420,827</b>		
<b><u>NET POSITION</u></b>						
Net Investment in Capital Assets					100,618	100,618
Restricted for Debt Service					695,566	695,566
Unrestricted					680,936	680,936
<b>Total Net Position</b>					<b>\$ 1,477,120</b>	<b>\$ 1,477,120</b>

The notes to financial statements are an integral part of this statement.

**PASEO DEL ESTE MUNICIPAL UTILITY DISTRICT No. 2  
OF EL PASO COUNTY**

**STATEMENT OF ACTIVITIES AND GOVERNMENTAL FUNDS  
REVENUES, EXPENDITURES AND CHANGES IN FUND BALANCES  
FOR THE YEAR ENDED SEPTEMBER 30, 2025**

	<b>GOVERNMENTAL FUNDS</b>				<b>ADJUST-</b>	<b>STATEMENT</b>
	<b>GENERAL</b>	<b>DEBT</b>	<b>CAPITAL</b>	<b>TOTAL</b>	<b>MENTS</b>	<b>OF</b>
<u>REVENUES</u>		<u>SERVICE</u>	<u>PROJECTS</u>			<u>ACTIVITIES</u>
Transfer From Master District	\$ 125,438	\$ -	\$ -	\$ 125,438	\$ -	\$ 125,438
Property Taxes	218,515	941,537	-	1,160,052	(1,404)	1,158,648
Contract Taxes	700,851	-	-	700,851	-	700,851
Interest	39,736	55,672	4,493	99,901	-	99,901
<b>TOTAL REVENUES</b>	<b>1,084,540</b>	<b>997,209</b>	<b>4,493</b>	<b>2,086,242</b>	<b>(1,404)</b>	<b>2,084,838</b>
 <u>EXPENDITURES</u>						
Current:						
Contract Tax Transfer To Master District	700,851	38,123	-	738,974	-	738,974
Legal Fees	17,425	-	424	17,849	-	17,849
Audit Fees	6,000	-	5,000	11,000	-	11,000
Accounting Fees	46,047	-	-	46,047	-	46,047
Engineering Fees	4,413	-	35,110	39,523	-	39,523
Management Fees	941	-	-	941	-	941
Fiscal Agent Fees	1,500	2,400	-	3,900	-	3,900
Director Salaries and Payroll Taxes	12,133	-	-	12,133	-	12,133
Insurance	3,315	-	-	3,315	-	3,315
Tax Assessor/Collector	30,160	-	-	30,160	-	30,160
Printing & Office Supplies	400	-	-	400	-	400
Postage & Delivery	598	-	55	653	-	653
Legal Notices	1,360	-	-	1,360	-	1,360
Travel & Miscellaneous	2,646	-	-	2,646	-	2,646
Interest	-	449,758	-	449,758	(3,759)	445,999
Principal	-	435,000	-	435,000	(435,000)	-
Depreciation	-	-	-	-	246,014	246,014
Capital Expenditures	-	-	457,187	457,187	(457,187)	-
<b>TOTAL EXPENDITURES</b>	<b>827,789</b>	<b>925,281</b>	<b>497,776</b>	<b>2,250,846</b>	<b>(649,932)</b>	<b>1,600,914</b>
 <u>OTHER FINANCING SOURCES (USES)</u>						
Interfund Transfers	(385,065)	-	385,065	-	-	-
<b>NET OTHER SOURCES (USES)</b>	<b>(385,065)</b>	<b>-</b>	<b>385,065</b>	<b>-</b>	<b>-</b>	<b>-</b>
Excess (Deficit) of Revenues and Other Financing Sources over Expenditures	(128,314)	71,928	(108,218)	(164,604)	164,604	-
Change in Net Position	-	-	-	-	483,924	483,924
Fund Balance/Net Position-Beginning	807,252	621,493	108,219	1,536,964	(543,768)	993,196
<b>Fund Balance/Net Position-Ending</b>	<b>\$ 678,938</b>	<b>\$ 693,421</b>	<b>\$ 1</b>	<b>\$ 1,372,360</b>	<b>\$ 104,760</b>	<b>\$ 1,477,120</b>

The notes to financial statements are an integral part of this statement.

**PASEO DEL ESTE MUNICIPAL UTILITY DISTRICT No. 2  
OF EL PASO COUNTY  
Notes to the Financial Statements  
For the Year Ended September 30, 2025**

**1. Summary of Significant Accounting Policies**

The basic financial statements of Paseo del Este Municipal Utility District No. 2 have been prepared in conformity with accounting principles generally accepted in the United States of America (GAAP). The Governmental Accounting Standards Board (GASB) is the accepted standard setting body for establishing governmental accounting and financial reporting principles. The more significant of the accounting policies are described below.

Paseo del Este Municipal Utility District No. 2 of El Paso County (the District), a political subdivision of the State of Texas, was created by an Act of the Texas Legislature. The District was created and organized for the purpose of constructing water, sewer, and drainage facilities and providing water and sewer services to customers within its boundaries and in the surrounding area. The District has entered into an agreement with Paseo del Este Municipal Utility District No. 1 (Paseo No. 1) under which Paseo No. 1 will serve as the “Master District” for the purpose of providing water acquisition, transportation and treatment, wastewater collection, transportation, treatment and disposal, and drainage facilities and services. Under the terms of this agreement Paseo No. 1 has agreed to provide retail water and wastewater service to customers in the District and reimburse all of the District’s operating expenses in exchange for a commitment from the District to levy an ad valorem tax (contract tax) on property within the District to fund the District’s share of certain costs of Paseo No. 1 not provided for by retail revenues.

These financial statements report the financial activity of Paseo del Este Municipal Utility District No. 2. The reporting entity of the District encompasses those activities and functions over which the District’s elected officials exercise significant oversight or control. The District is governed by a five member Board of Directors (the Board). The funds and account groups presented in this report are within the oversight responsibility of the Board, in accordance with Governmental Accounting Standards Board (GASB) Codification of Governmental Accounting and Financial Reporting Standards Part II, Financial Reporting. There are no component units of the District, nor is the District a component unit of any other entity.

**A. Basis of Presentation, Basis of Accounting**

In accordance with GASB Statement No. 34, the District has elected to combine their Government-wide and Governmental Fund Financial Statements into one set of financial statements with a reconciliation of the individual line items in a separate column on the financial statements.

**Government-wide Financial Statements:**

The **Statement of Net Position** and the **Statement of Activities** include the financial activities of the overall government. Governmental activities are generally financed through property taxes.

**PASEO DEL ESTE MUNICIPAL UTILITY DISTRICT No. 2**  
**OF EL PASO COUNTY**  
**Notes to the Financial Statements**  
**For the Year Ended September 30, 2025**

**1. Summary of Significant Accounting Policies (continued)**

The **Statement of Activities** presents a comparison between direct expenses and program revenues for each function of the District's governmental activities. Direct expenses are those that are specifically associated with a program or function and, therefore, are clearly identifiable to a particular function.

**Fund Financial Statements:**

The governmental fund financial statement columns are labeled **Governmental Funds Balance Sheet** and **Governmental Funds Revenue, Expenditures and Changes in Fund Balance**. In the fund financial statements, the accounts of the District are organized on the basis of funds, each of which is considered a separate accounting entity. The emphasis of fund financial statements is on major governmental funds, each displayed in a separate column. The District reports the following major governmental funds:

**General Fund:** This is the District's primary operating fund. It accounts for all financial resources of the District except those required to be accounted for in another fund.

**Debt Service Fund:** The Debt Service Fund is used to account for the accumulation of financial resources for, and the payment of, general long term debt principal and interest.

**Capital Projects Fund:** The Capital Projects Fund is used to account for the acquisition or construction of major capital facilities. Principal sources of revenue are municipal long-term debt proceeds and interest income.

**B. Measurement Focus, Basis of Accounting**

The Government-wide financial statements are reported using the flow of economic resources measurement focus and the accrual basis of accounting. Revenue is recorded when earned and expenses are recorded when a liability is incurred, regardless of the timing of related cash flows. Property taxes are recognized as revenue in the year for which they are levied.

**Governmental Fund Financial Statements:** Governmental funds are reported using the current financial resources management focus and the modified accrual basis of accounting. Under this method, revenues are recognized when measurable and available. The District does not consider revenues collected after its year end to be available in the current period. Revenues from local sources consist primarily of property taxes. Miscellaneous revenues are recorded as revenues when received in cash because they are generally not measurable until actually received. Investment earnings are recorded as earned, since they are both measurable and available. Expenditures are recorded when the related fund liability is incurred, except for principal and interest on long term debt,

**PASEO DEL ESTE MUNICIPAL UTILITY DISTRICT No. 2**  
**OF EL PASO COUNTY**  
**Notes to the Financial Statements**  
**For the Year Ended September 30, 2025**

**1. Summary of Significant Accounting Policies (continued)**

which is recognized as an expenditure to the extent that it has matured. General capital asset acquisitions are reported as expenditures in major governmental funds. Proceeds of general long-term debt are reported as other financing sources.

**C. Fund Balances**

The District has adopted GASB Statement No. 54 Fund Balance Reporting and Governmental Fund Type Definitions which establishes fund balance classifications that comprise a hierarchy based primarily on the extent to which a government is bound to observe constraints imposed upon the use of the resources reported in governmental funds. Those fund balance classifications are described below.

Nonspendable – Amounts that cannot be spent because they are either not in a spendable form or are legally or contractually required to be maintained intact.

Restricted – Amounts that can be spent only for specific purposes because of constraints imposed by external providers, or imposed by constitutional provisions or enabling legislation.

Committed – Amounts that can only be used for specific purposes pursuant to approval by formal action by the Board.

Assigned – For the General Fund, amounts that are appropriated by the Board or Board designee, if any, that are to be used for specific purposes. For all other governmental funds, any remaining positive amounts not previously classified as nonspendable, restricted or committed.

Unassigned – Amounts that are available for any purpose; these amounts can be reported only in the District's General Fund.

Fund balance of the District may be committed for a specific purpose by formal action of the Board, the District's highest level of decision-making authority. Commitments may be established, modified, or rescinded only through a resolution approved by the Board. The Board has not delegated the authority to assign fund balance.

**D. Budget**

The Board adopted an annual budget for the General Fund on the basis consistent with generally accepted accounting principles. The District's Board of Directors utilizes the budget as a management tool for planning and cost control purposes. All annual appropriations lapse at fiscal year end.

**PASEO DEL ESTE MUNICIPAL UTILITY DISTRICT No. 2**  
**OF EL PASO COUNTY**  
**Notes to the Financial Statements**  
**For the Year Ended September 30, 2025**

**1. Summary of Significant Accounting Policies (continued)**

**E. Pensions**

The District has not established a pension plan.

**F. Cash and Cash Equivalents**

These include cash on deposit as well as investments with maturities of three months or less at the time of purchase.

**G. Prepaid Items**

Certain payments to vendors reflect costs applicable to future periods and are recorded as prepaid assets in both the government-wide and fund financial statements. Prepaid assets are charged to expenditures when consumed.

**H. Capital Assets**

Capital assets, which include Administrative Facilities and Equipment, Common and Recreation Areas, Water Production and Distribution System, Wastewater Collection System, Water Quality Ponds and Organizational Costs are reported in the Government-wide column in the Statement of Net Position. Public domain (“infrastructure”) capital assets including water, wastewater and drainage systems, are capitalized as acquired. Items purchased or acquired are reported at historical cost or estimated historical cost. Contributed fixed assets are recorded as capital assets at estimated fair market value at the time received.

Capital assets are depreciated using the straight-line method over the following estimated useful lives:

<u>Asset</u>	<u>Years</u>
Water/Wastewater/Drainage System	50

**I. Interfund Transactions**

Transfers from one fund to another fund are reported as interfund receivable and payables if there is intent to repay that amount and if the debtor fund has the ability to repay the advance on a timely basis. Operating transfers represent legally authorized transfers from the fund receiving resources to the fund through which the resources are to be expended.

**PASEO DEL ESTE MUNICIPAL UTILITY DISTRICT No. 2  
OF EL PASO COUNTY  
Notes to the Financial Statements  
For the Year Ended September 30, 2025**

**1. Summary of Significant Accounting Policies (continued)**

**J. Long-Term Debt**

Unlimited tax bonds, which have been issued to acquire capital assets, are to be repaid from tax revenues of the District. In the Government-wide financial statements, long-term debt and other long-term obligations are reported as liabilities in the applicable governmental activities. Bond premiums and discounts are deferred and amortized over the life of the bonds. Bonds payable are reported net of the applicable bond premium or discount. Bond issuance costs are expensed as incurred.

In the fund financial statement, governmental fund types recognize bond premiums and discounts, as well as bond issuance costs, during the current period. The face amount of debt issued is reported as other financing sources. Premiums and discounts on debt issuances are reported as other financing sources and uses. Issuance costs, whether or not withheld from the actual debt proceeds received, are reported as expenditures.

**K. Deferred Outflows and Inflows of Resources**

GASB Statement No. 63, *Financial Reporting of Deferred Outflows of Resources, Deferred Inflows of Resources, and Net Position*, provides guidance for reporting the financial statement elements of deferred outflows of resources, which represent the consumption of the District's net position that is applicable to a future reporting period, and deferred inflows of resources, which represent the District's acquisition of net position applicable to a future reporting period. GASB Statement No. 63 became effective for fiscal years beginning after December 15, 2011 and has been implemented in the financial statements.

GASB Statement No. 65, *Items Previously Reported as Assets and Liabilities*, establishes accounting and financial reporting standards that reclassify, as deferred outflows of resources or deferred inflows of resources, certain items that were previously reported as assets and liabilities and recognizes, as outflows of resources or inflows of resources, certain items that were previously reported as assets and liabilities. GASB Statement No. 65 is effective for fiscal years beginning after December 15, 2012 and has been implemented in these financial statements.

**L. Recently Issued Accounting Pronouncements**

In March 2018, the GASB issued GASB Statement No. 88, *Certain Disclosures Related to Debt, including Direct Borrowings and Direct Placements*. The objective of GASB Statement No. 88 is to improve the consistency in the information that is disclosed in notes to government financial statements related to debt, including direct borrowings and direct placements, and to provide financial statement users with additional essential information about debt. This statement is effective for reporting periods beginning after June 15, 2018. GASB Statement No. 88 has been implemented in these financial statements.

**PASEO DEL ESTE MUNICIPAL UTILITY DISTRICT No. 2**  
**OF EL PASO COUNTY**  
**Notes to the Financial Statements**  
**For the Year Ended September 30, 2025**

**1. Summary of Significant Accounting Policies (continued)**

In June 2018, the GASB issued GASB Statement No. 89, *Accounting for Interest Cost Incurred before the End of a Construction Period*, effective for fiscal years beginning after December 15, 2020. The objective of GASB Statement No. 89 is to enhance the relevance and comparability of information about capital assets and to simplify accounting for interest costs incurred before the end of a construction period. Under GASB Statement 89, interest costs will no longer be capitalized as part of the asset but will be shown as an expenditure in the fund financial statements and as an expense in the government-wide financial statements. GASB Statement No. 89 has been implemented in these financial statements.

**2. Cash and Investments**

The investment policies of the District are governed by State statute and an adopted District Investment Policy that includes depository contract provisions and custodial contract provisions. Major provisions of the District's Investment Policy include: depositories must be FDIC-insured Texas banking institutions; depositories must fully insure or collateralize all demand and time deposits; securities collateralizing time deposits are held by independent third party trustees.

**Cash** – At year end, deposits were held by the District's depository bank in accounts that were secured at the balance sheet date by Federal Deposit Insurance Corporation (FDIC) coverage or by pledged collateral held by the District's agent bank in the District's name.

**Investments** - The District is required by Government Code Chapter 2256, The Public Funds Investment Act, to adopt, implement, and publicize an investment policy. That policy must be written; primarily emphasize safety of principal and liquidity; address investment diversification, yield, and maturity and the quality and capability of investment management; and include a list of the types of authorized investments in which the investing entity's funds may be invested; and the maximum allowable stated maturity of any individual investment owned by the entity.

The Public Funds Investment Act ("Act") requires an annual audit of investment practices. Audit procedures in this area conducted as part of the audit of the general purpose financial statements disclosed that in the areas of investment practices, management reports and establishment of appropriate policies, the District adhered to the requirement of the Act. Additionally, investment practices of the District were in accordance with local policies.

The Act determines the types of investments which are allowable for the District. These include, with certain restriction, (1) obligations of the US Treasury, certain US Agencies, and the State of Texas, (2) certificates of deposit, (3) certain municipal securities, (4) money market savings accounts, (5) repurchase agreements, (6) banker's acceptances, (7) mutual funds, (8) investment pools, (9) guaranteed investment contracts, and (10) commercial paper.



**PASEO DEL ESTE MUNICIPAL UTILITY DISTRICT No. 2  
OF EL PASO COUNTY  
Notes to the Financial Statements  
For the Year Ended September 30, 2025**

**2. Cash and Investments (continued)**

The District categorizes its fair value measurements within the fair value hierarchy established by generally accepted accounting principles. The hierarchy is based on the valuation inputs used to measure the fair value of the asset. Level 1 inputs are quoted prices in active markets for identical assets; Level 2 inputs are significant other observable inputs; Level 3 inputs are significant unobservable inputs.

Not all assets meeting the definition of an investment are required to be reported at fair value. Including among excepted investments are certain investments held by 2a7-like external investments pools. As detailed below the District has invested funds in specific 2a7-like external investment pools that are valued at amortized cost and not subject to the fair value hierarchy levels.

The District's investments at year end are shown below.

Fair Value				
<u>Investment</u>	<u>Level</u>	<u>Rating</u>	<u>Maturity</u>	<u>Fair Value</u>
TexPool	N/A	AAAm	1 Day Average	\$1,371,846

**Analysis of Specific Cash and Investment Risks** – GASB Statement No. 40 requires a determination as to whether the District was exposed to the following specific investment risks at year end and, if so, the reporting of certain related disclosures.

***Credit Risk*** – Credit risk is the risk that an issuer or other counterparty to an investment will not fulfill its obligations. The ratings of securities by nationally recognized rating agencies are designed to give an indication of credit risk. At year end, the District was not significantly exposed to credit risk.

At year end, the District's investments, other than those which are obligations of or guaranteed by the US Government, are rated as to credit quality as detailed above.

***Custodial Credit Risk*** – Deposits are exposed to custodial credit risk if they are not covered by depository insurance and the deposits are uncollateralized, collateralized with securities held by the pledging financial institution, or collateralized with securities held by the pledging financial institution's trust department or agent but not in the District's name.

Investment securities are exposed to custodial credit risk if the securities are uninsured, are not registered in the name of the government, and are held by either the counterpart or the counterpart's trust department or agent but not in the District's name. At year end, the District was not exposed to custodial credit risk.

***Concentration of Credit Risk*** – This risk is the risk of loss attributed to the magnitude of a government's investment in a single issuer. At year end, the District was not exposed to concentration of credit risk.

**PASEO DEL ESTE MUNICIPAL UTILITY DISTRICT No. 2**  
**OF EL PASO COUNTY**  
**Notes to the Financial Statements**  
**For the Year Ended September 30, 2025**

**2. Cash and Investments (continued)**

***Interest Rate Risk*** – This is the risk that changes in interest rates will adversely affect the fair value of an investment. At year end, the District was not exposed to interest rate risk.

***Foreign Currency Risk*** – This is the risk that exchange rates will adversely affect the fair value of an investment. At year end, the District was not exposed to foreign currency risk.

**Investment Accounting Policy** – The District’s general policy is to report money market investments and short-term participating interest-earning investment contracts at amortized cost and to report nonparticipating interest-earning investment contracts using a cost-based measure. However, if the fair value of an investment is significantly affected by the impairment of the credit standing of the issuer or by other factors, it is reported at fair value.

All other investments are reported at fair value unless a legal contract exists which guarantees a higher value. The term “short-term” refers to investments which have a remaining term of one year or less at time of purchase. The term “nonparticipating” means that the investment’s value does not vary with market interest rate changes. Nonnegotiable certificates of deposit are examples of nonparticipating interest-earning investment contracts.

**Public Funds Investment Pools** – Public funds investment pools in Texas (“Pools”) are established under the authority of the Interlocal Cooperation Act, Chapter 79 of the Texas Government Code, and are subject to the provisions of the Public Funds Investment Act (the “Act”), Chapter 2256 of the Texas Government Code. In addition to other provisions of the Act designed to promote liquidity and safety of principal, the Act requires Pools to: 1) have an advisory board composed of participants in the Pool and other person who do not have a business relationship with the Pool and are qualified to advise the Pool; 2) maintain a continuous rating of no lower than AAA or AAA-m or an equivalent rating by at least on nationally recognized rating service; and 3) maintain the market value of its underlying investment portfolio with one half of one percent of the value of its shares.

The District’s investments in Pools are reported at an amount determined by the fair value per share of the Pool’s underling portfolio, unless the Pool is 2a7-like, in which case they are reported at share value. A 2a7-like Pool is one which is not registered with the Securities and Exchange Commission (“SEC”) as an investment company, but nevertheless has a policy that it will, and does, operate in a manner consistent with the SEC’s Rule 2a7 of the Investment Company Act of 1940.

**TexPool** – The District invests in the Texas Local Government Investment Pool (TexPool), which is a local government investment pool that was established in conformity with the Interlocal Cooperation Act, Chapter 791 of the Texas Government Code, and operates under the Public Funds Investment Act, Chapter 2256 of the Texas Government Code. The State Comptroller of Public Accounts oversees TexPool. Federated Investors, Inc. is the administrator and investment manager of TexPool under a contract with the State Comptroller. In accordance with the Public Funds Investment Act, the State Comptroller has appointed the

**PASEO DEL ESTE MUNICIPAL UTILITY DISTRICT No. 2**  
**OF EL PASO COUNTY**  
**Notes to the Financial Statements**  
**For the Year Ended September 30, 2025**

**2. Cash and Investments (continued)**

TexPool Investment Advisory Board to advise with respect to TexPool. The board is composed equally of participants in TexPool Portfolios and other persons who do not have a business relationship with TexPool Portfolios and are qualified to advise in respect to TexPool Portfolios. The Advisory Board members review the investment policy and management fee structure. TexPool is rated AAAM by Standard & Poor's and operates in a manner consistent with the SEC's Rule 2a7 of the Investment Company Act of 1940. All investments are stated at amortized cost, which usually approximates the market value of the securities. The stated objective of TexPool is to maintain a stable average \$1.00 per unit net asset value; however, the \$1.00 net asset value is not guaranteed or insured. The financial statements can be obtained from the Texas Trust Safekeeping Trust Company website at [www.ttstc.org](http://www.ttstc.org).

**3. Property Taxes**

Property taxes are considered available when collected within the current period or expected to be collected soon enough thereafter to be used to pay liabilities of the current period. The District levies its taxes on October 1 in conformity with Subtitle E, Texas Property Tax Code. Taxes are due upon receipt of the tax bill and are past due and subject to interest if not paid by February 1 of the year following the October 1 levy date. Taxes are delinquent if not paid by June 30. Delinquent taxes are subject to both penalty and interest charges plus delinquent collection fees for attorney costs.

At an election held within the District on November 6, 2007, voters authorized the District to levy an annual ad valorem tax on all taxable property within the District for operation and maintenance purposes and to make certain payments required pursuant to contracts with Paseo No. 1. Voters also authorized the levy of a maintenance tax not to exceed \$1.00 per \$100.00 valuation. Property taxes were levied by the District for the 2024-25 fiscal year at the rate of \$0.0858 per hundred assessed value for maintenance and operations, \$0.3550 per hundred assessed value for debt service and \$0.29 per hundred assessed value for contract tax. The District agreed to remit \$0.29 per hundred assessed value, the contract tax, to the Master District under its cost sharing and utility capacity agreement. Uncollected property taxes amounted to \$4,143 at the end of the year.

**4. Capital Assets**

During the year, the District acquired \$457,187 of new Water, Wastewater and Drainage facilities serving the District's residents. These facilities are being depreciated over their estimated useful life of 50 years. Depreciation in the amount of \$246,014 has been charged to system operations for the year. Accumulated depreciation to date amounts to \$1,645,910 leaving a net book value of \$10,654,778 at year end.

**PASEO DEL ESTE MUNICIPAL UTILITY DISTRICT No. 2  
OF EL PASO COUNTY  
Notes to the Financial Statements  
For the Year Ended September 30, 2025**

**4. Capital Assets**

A summary of changes in capital assets follows:

	<b>Balance</b>			<b>Balance</b>
<u>Capital Assets:</u>	<u><b>9/30/2024</b></u>	<u><b>Additions</b></u>	<u><b>Deletions</b></u>	<u><b>9/30/2025</b></u>
Water WW & Drainage	\$ 11,843,501	457,187	-	\$ 12,300,688
Total	11,843,501	457,187	-	12,300,688
<u>Accumulated Depreciation:</u>				
Water WW & Drainage	(1,399,896)	(246,014)	-	(1,645,910)
Total	(1,399,896)	(246,014)	-	(1,645,910)
<b>Total Capital Assets (Net)</b>	<b>\$ 10,443,605</b>	<b>211,173</b>	<b>-</b>	<b>\$ 10,654,778</b>

**5. Bonds**

At an election held within the District on November 6, 2007, voters authorized a total of \$17,000,000 combination unlimited tax and revenue bonds for the purpose of purchasing, constructing, acquiring, owning, improving, extending, maintaining, repairing, or operating a waterworks system, a sanitary sewer system, and a drainage and storm water system for the District. The District's bonds are collateralized by the levy of an annual ad valorem tax against all taxable property within the District. The District has no direct borrowings or direct placement debt.

In March 2011, the District issued \$1,620,000 of Unlimited Tax Bonds dated March 15, 2011. The bonds mature serially on August 15, in each year 2012 through 2034, in principal amounts set forth below. Bonds maturing on or after August 15, 2020, are subject to redemption, in whole or in part, on August 1, 2019, or on any date thereafter, at a price equal to the principal amount thereof plus accrued interest thereon to the date fixed for redemption. Bonds maturing in the years 2030 and 2034 are also subject to mandatory sinking fund redemption.

In April 2013, the District issued \$1,570,000 of Unlimited Tax Bonds dated April 1, 2013. The bonds mature serially on August 15, in each year 2014 through 2035, in principal amounts set forth below. Bonds maturing on or after August 15, 2022, are subject to redemption, in whole or in part, on August 15, 2021, or on any date thereafter, at a price equal to the principal amount thereof plus accrued interest thereon to the date fixed for redemption. Bonds maturing in the years 2032 and 2035 are also subject to mandatory sinking fund redemption.

In October 2015, the District issued \$1,800,000 of Unlimited Tax Bonds dated November 1, 2015. The bonds mature serially on August 15, in each year 2016 through 2037, in principal amounts set forth below. Bonds maturing on or after August 15, 2026, are subject to redemption, in whole or in part, on August 15, 2025, or on any date thereafter, at a price equal to the principal amount thereof plus accrued interest thereon to the date fixed for redemption.

**PASEO DEL ESTE MUNICIPAL UTILITY DISTRICT No. 2  
OF EL PASO COUNTY  
Notes to the Financial Statements  
For the Year Ended September 30, 2025**

**5. Bonds (continued)**

In September 2017, the District issued \$1,800,000 of Unlimited Tax Bonds dated September 1, 2017. The bonds mature serially on August 15, in each year 2018 through 2038, in principal amounts set forth below. Bonds maturing on or after August 15, 2028, are subject to redemption, in whole or in part, on August 15, 2027, or on any date thereafter, at a price equal to the principal amount thereof plus accrued interest thereon to the date fixed for redemption.

In November 2019, the District issued \$1,340,000 of Unlimited Tax Refunding Bonds dated November 1, 2019 and used the proceeds to defease the remaining outstanding Series 2011 Unlimited Tax Bonds. The bonds mature serially on August 15, in each year 2020 through 2034, in principal amounts set forth below. Bonds maturing on or after August 15, 2030, are subject to redemption, in whole or in part, on August 15, 2028, or on any date thereafter, at a price equal to the principal amount thereof plus accrued interest thereon to the date fixed for redemption. Bonds maturing in the years 2030, 2032 and 2034 are also subject to mandatory sinking fund redemption.

In October 2022, the District issued \$2,750,000 of Unlimited Tax Bonds dated November 1, 2022. The bonds mature serially on August 15, in each year 2024 through 2047, in principal amounts set forth below. Bonds maturing on or after August 15, 2029, are subject to redemption, in whole or in part, on August 15, 2028, or on any date thereafter, at a price equal to the principal amount thereof plus accrued interest thereon to the date fixed for redemption. Bonds maturing in the years 2035, 2038, 2040, 2042, 2044 and 2047 are also subject to mandatory sinking fund redemption.

In August 2024, the District issued \$3,700,000 of Unlimited Tax Bonds dated August 1, 2024. The bonds mature serially on August 15, in each year 2025 through 2049, in principal amounts set forth below. Bonds maturing on or after August 15, 2030, are subject to redemption, in whole or in part, on August 15, 2029, or on any date thereafter, at a price equal to the principal amount thereof plus accrued interest thereon to the date fixed for redemption. Bonds maturing in the years 2039, 2041 and 2043 are also subject to mandatory sinking fund redemption.

These bonds are described as follows:

<u>Issue</u>	<u>Original Amount</u>	<u>Installments (in thousands)</u>	<u>Final Maturity</u>	<u>Interest Rates</u>	<u>Balance Outstanding</u>
Series 2013	1,570,000	35 to 125	2035	2.0 - 4.000%	955,000
Series 2015	1,800,000	65 to 135	2037	2.0 - 4.000%	1,230,000
Series 2017	1,800,000	75 to 150	2038	2.0 - 3.780%	1,200,000
Series 2019R	1,800,000	95 to 110	2034	3.0 - 4.000%	875,000
Series 2022	2,750,000	60 to 190	2047	5.0 - 5.000%	2,625,000
Series 2024	3,700,000	75 to 250	2049	4.0 - 5.000%	3,625,000

**PASEO DEL ESTE MUNICIPAL UTILITY DISTRICT No. 2  
OF EL PASO COUNTY  
Notes to the Financial Statements  
For the Year Ended September 30, 2025**

**5. Bonds (continued)**

The change in bonds outstanding during the year is as follows:

<u>Bonds:</u>	<b>Balance 9/30/2024</b>	<b>Additions</b>	<b>Deletions</b>	<b>Balance 9/30/2025</b>
Unlimited Tax Bonds, Series 2013	\$ 1,025,000	\$ -	\$ (70,000)	\$ 955,000
Unlimited Tax Bonds, Series 2015	1,300,000	-	(70,000)	1,230,000
Unlimited Tax Bonds, Series 2017	1,275,000	-	(75,000)	1,200,000
Unlimited Tax Bonds, Series 2019R	955,000	-	(80,000)	875,000
Unlimited Tax Bonds, Series 2022	2,690,000	-	(65,000)	2,625,000
Unlimited Tax Bonds, Series 2024	3,700,000	-	(75,000)	3,625,000
Bond Premium, Series 2019R	32,756	-	(3,276)	29,480
Bond Premium, Series 2022	64,181	-	(2,674)	61,507
Bond Discount, Series 2024	(105,254)	-	4,210	(101,044)
<b>Total Bond Indebtedness</b>	<b><u>\$10,936,683</u></b>	<b><u>\$ -</u></b>	<b><u>\$ (436,740)</u></b>	<b><u>\$10,499,943</u></b>

Redemption

Series 2011 Bonds maturing on or after August 15, 2020, are subject to redemption at the option of the District prior to their maturity dates in whole, or from time to time, in part, on August 15, 2019, or on any date thereafter at a price of par value plus unpaid accrued interest from the most recent interest payment date to the date fixed for redemption. Additionally, term bonds maturing on August 15 in the years 2030 and 2034 are subject to mandatory sinking fund redemption.

Series 2013 Bonds maturing on or after August 15, 2022, are subject to redemption at the option of the District prior to their maturity dates in whole, or from time to time, in part, on August 15, 2021, or on any date thereafter at a price of par value plus unpaid accrued interest from the most recent interest payment date to the date fixed for redemption. Additionally, term bonds maturing on August 15 in the years 2032 and 2035 are subject to mandatory sinking fund redemption.

Series 2015 Bonds maturing on or after August 15, 2026, are subject to redemption at the option of the District prior to their maturity dates in whole, or from time to time, in part, on August 15, 2025, or on any date thereafter at a price of par value plus unpaid accrued interest from the most recent interest payment date to the date fixed for redemption.

**PASEO DEL ESTE MUNICIPAL UTILITY DISTRICT No. 2  
OF EL PASO COUNTY  
Notes to the Financial Statements  
For the Year Ended September 30, 2025**

**5. Bonds (continued)**

Series 2017 Bonds maturing on or after August 15, 2028, are subject to redemption at the option of the District prior to their maturity dates in whole, or from time to time, in part, on August 15, 2027, or on any date thereafter at a price of par value plus unpaid accrued interest from the most recent interest payment date to the date fixed for redemption.

Series 2019R Bonds maturing on or after August 15, 2030, are subject to redemption at the option of the District prior to their maturity dates in whole, or from time to time, in part, on August 15, 2028, or on any date thereafter at a price of par value plus unpaid accrued interest from the most recent interest payment date to the date fixed for redemption. Additionally, term bonds maturing on August 15 in the years 2030, 2032 and 2034 are subject to mandatory sinking fund redemption.

Series 2022 Bonds maturing on or after August 15, 2029, are subject to redemption at the option of the District prior to their maturity dates in whole, or from time to time, in part, on August 15, 2028, or on any date thereafter at a price of par value plus unpaid accrued interest from the most recent interest payment date to the date fixed for redemption. Additionally, term bonds maturing on August 15 in the years 2035, 2038, 2040, 2042, 2044 and 2047 are subject to mandatory sinking fund redemption.

Series 2024 Bonds maturing on or after August 15, 2030, are subject to redemption at the option of the District prior to their maturity dates in whole, or from time to time, in part, on August 15, 2029, or on any date thereafter at a price of par value plus unpaid accrued interest from the most recent interest payment date to the date fixed for redemption. Additionally, term bonds maturing on August 15 in the years 2039, 2041 and 2043 are subject to mandatory sinking fund redemption.

**Debt Service Requirements**

<u>Ending September 30,</u>	<u>Principal</u>	<u>Interest</u>	<u>Totals</u>
2026	\$ 460,000	\$ 432,756	\$ 892,756
2027	475,000	415,356	890,356
2028	500,000	396,331	896,331
2029	515,000	376,879	891,879
2030	535,000	356,644	891,644
2031-2035	2,940,000	1,454,378	4,394,378
2036-2040	2,065,000	901,705	2,966,705
2041-2045	1,720,000	520,570	2,240,570
2046-2050	1,300,000	126,114	1,426,114
<b>Totals</b>	<b>\$ 10,510,000</b>	<b>\$ 4,980,733</b>	<b>\$ 15,490,733</b>

**PASEO DEL ESTE MUNICIPAL UTILITY DISTRICT No. 2**  
**OF EL PASO COUNTY**  
**Notes to the Financial Statements**  
**For the Year Ended September 30, 2025**

**5. Bonds (continued)**

Advance Refunding of Debt

GASB Statement No. 7, *Advance Refundings Resulting in Defeasance of Debt*, provides that refunded Debt and assets placed in escrow for the payment of related debt service be excluded from the financial statements. As of September 30, 2022, outstanding balances of bond issues that have been refunded and defeased in-substance by placing existing assets and the proceeds of new bonds in an irrevocable trust to provide for all future debt service payments are as follows:

<u>Bond Issue</u>	<u>Amount</u>
Series 2011	\$1,290,000

**6. Risk Management**

The District is exposed to various risks of loss related to torts, theft, damage or destruction of assets, errors and omissions, injuries to employees, and natural disasters. During the year, the District obtained liability coverage.

**7. Contingencies**

The District has an obligation to reimburse developers of property in the District costs expended on behalf of the District for the construction of water, sewer and drainage systems designed to serve the District. Since the construction of these facilities is not yet complete, the ultimate amount of the future reimbursements cannot be determined at this time.

**8. Estimates**

The preparation of financial statements in accordance with U.S. generally accepted accounting principles requires management to make estimates and assumptions that affect the amounts reported in the financial statements and accompanying notes. Actual results may differ from those estimates.



**PASEO DEL ESTE MUNICIPAL UTILITY DISTRICT No. 2**  
**OF EL PASO COUNTY**  
**Notes to the Financial Statements**  
**For the Year Ended September 30, 2025**

**9. Summary of General Fund Items**

As mentioned in Note 1, the District has entered into agreements with Paseo del Este Municipal District No. 1. Among other things, these agreements require Paseo 1 to reimburse the District's operating expenses and require the District to remit to Paseo 1 the District's Contract Tax collections. The table below summarizes the different elements of these requirements as they affect the District's General Fund.

	<b>General Fund</b>	<b>Covered by</b>	<b>Contract</b>	<b>District</b>
<u>REVENUES</u>	<u>Total</u>	<u>Master</u>	<u>Tax</u>	<u>Items</u>
Transfer from Master District	\$ 125,438	\$ 125,438	\$ -	\$ -
Property Taxes	218,515	-	-	218,515
Contract Taxes	700,851	-	700,851	-
Interest	39,736	-	-	39,736
<b>TOTAL REVENUES</b>	<b>1,084,540</b>	<b>125,438</b>	<b>700,851</b>	<b>258,251</b>
 <u>EXPENDITURES</u>				
Contract Tax to Master District	700,851	-	700,851	-
Legal Fees	17,425	17,425	-	-
Audit Fees	6,000	6,000	-	-
Accounting Fees	46,047	46,047	-	-
Engineering Fees	4,413	4,413	-	-
Management Fees	941	941	-	-
Fiscal Agent Fees	1,500	-	-	1,500
Director Salaries and Taxes	12,133	12,133	-	-
Insurance	3,315	3,315	-	-
Tax Assessor/Collector	30,160	30,160	-	-
Printing & Office Supplies	400	400	-	-
Postage & Delivery	598	598	-	-
Legal Notices	1,360	1,360	-	-
Travel	2,646	2,646	-	-
Capital Expenditures	-	-	-	-
<b>TOTAL EXPENDITURES</b>	<b>827,789</b>	<b>125,438</b>	<b>700,851</b>	<b>1,500</b>
Transfer to Capital Projects Fund	(385,065)			(385,065)
Excess (Deficit)	(128,314)	-	-	(128,314)
Fund Balance-Beginning of Year	807,252	-	-	807,252
Fund Balance-End of Year	\$ 678,938	\$ -	\$ -	\$ 678,938

**PASEO DEL ESTE MUNICIPAL UTILITY DISTRICT No. 2**  
**OF EL PASO COUNTY**  
**Notes to the Financial Statements**  
**For the Year Ended September 30, 2025**

**10. Subsequent Events**

The District has evaluated subsequent events as of December 31, 2025, the date the financial statements were available to be issued.

**10. Reconciliation of Government-wide and Fund Financial Statements**

Adjustments to convert the Governmental Funds Balance Sheet to the Statement of Net Position are as follows:

<b>Governmental Funds Total Fund Balances</b>	<b>\$ 1,372,360</b>
Capital assets used in governmental activities are not financial resources and, therefore, are not reported in the funds	10,654,778
Long-term liabilities (bonds payable) are not due and payable in the current period and, therefore, are not reported in the funds	(10,499,943)
Interest is accrued on outstanding debt in the government-wide statements, whereas in the governmental funds, an interest expenditure is reported when made and not accrued in the funds	(54,218)
Deferred tax revenue is not available to pay for current period expenditures and, therefore, is deferred in the funds	<u>4,143</u>
<b>Total Net Position</b>	<b><u>\$ 1,477,120</u></b>

**PASEO DEL ESTE MUNICIPAL UTILITY DISTRICT No. 2  
OF EL PASO COUNTY  
Notes to the Financial Statements  
For the Year Ended September 30, 2025**

**10. Reconciliation of Government-wide and Fund Financial Statements (continued)**

Adjustments to convert the Governmental Funds, Revenues, Expenditures and Changes in Fund Balances to the Statement of Activities are as follows:

<b>Governmental Funds Excess of Revenues over Expenditures</b>	<b>\$ (164,604)</b>
--	---------------------

Revenues in the Statement of Activities that do not provide current financial resources are not reported as revenues in the funds	
Change in Deferred Tax Revenue	(1,404)
Governmental funds report capital outlays as expenditures	
however, in the Statement of Activities, the cost of those assets is allocated over their estimated useful lives as depreciation expense	
Capital Outlay	457,187
Depreciation Expense	(246,014)
Governmental funds report principal payments as expenditures	
however, in the Statement of Activities, these payments are not reported as operating expenses	
Bond Principal	435,000
Governmental funds do not report the change in accrued interest as an expenditure, however, in the Statement of Activities, this change in the amount accrued is reported as an expense	
Accrued Interest	3,759
Bond Proceeds are reported as other financing sources in the governmental funds and thus contribute to the change in fund balance. In the Statement of Net Position, however, issuing debt increases long-term liabilities and does not affect the Statement of Activities	
Bond Proceeds	-

<b>Change in Net Position</b>	<b><u>\$ 483,924</u></b>
-------------------------------	--------------------------

## **REQUIRED SUPPLEMENTARY INFORMATION**

**PASEO DEL ESTE MUNICIPAL UTILITY DISTRICT No. 2  
OF EL PASO COUNTY**

**COMBINED STATEMENT OF REVENUES, EXPENDITURES AND CHANGES IN  
FUND BALANCES - GENERAL FUND  
BUDGET AND ACTUAL  
FOR THE YEAR ENDED SEPTEMBER 30, 2025**

	<b><u>ORIGINAL BUDGET</u></b>	<b><u>ACTUAL</u></b>	<b><u>FAVORABLE (UNFAVORABLE)</u></b>
<b><u>REVENUES</u></b>			
Transfer From Master District	\$ 128,595	\$ 125,438	\$ (3,157)
Property Taxes	204,082	218,515	14,433
Contract Taxes	655,395	700,851	45,456
Interest	<u>30,050</u>	<u>39,736</u>	<u>9,686</u>
<b>TOTAL REVENUES</b>	<b><u>1,018,122</u></b>	<b><u>1,084,540</u></b>	<b><u>66,418</u></b>
<b><u>EXPENDITURES</u></b>			
Current:			
Contract Tax Transfer To Master District	655,395	700,851	(45,456)
Legal Fees	18,000	17,425	575
Audit Fees	6,000	6,000	-
Accounting Fees	45,000	46,047	(1,047)
Engineering Fees	5,500	4,413	1,087
Management Fees	10,800	941	9,859
Fiscal Agent Fees	1,500	1,500	-
Director Salaries and Payroll Taxes	10,695	12,133	(1,438)
Insurance	2,250	3,315	(1,065)
Tax Assessor/Collector	25,000	30,160	(5,160)
Printing & Office Supplies	800	400	400
Postage & Delivery	400	598	(198)
Legal Notices	1,600	1,360	240
Travel & Miscellaneous	2,550	2,646	(96)
Capital Expenditures	<u>-</u>	<u>-</u>	<u>-</u>
<b>TOTAL EXPENDITURES</b>	<b><u>785,490</u></b>	<b><u>827,789</u></b>	<b><u>(42,299)</u></b>
<b><u>OTHER FINANCING SOURCES (USES)</u></b>			
Transfers (to) from Other Funds	<u>-</u>	<u>(385,065)</u>	<u>(385,065)</u>
Excess (Deficit) of Revenues over Expenditures	232,632	(128,314)	(360,946)
Fund Balance - Beginning of Year	<u>807,252</u>	<u>807,252</u>	<u>-</u>
Fund Balance - End of Year	<b><u>\$ 1,039,884</u></b>	<b><u>\$ 678,938</u></b>	<b><u>\$ (360,946)</u></b>

See accompanying independent auditor's report

**TEXAS COMMISSION ON ENVIRONMENTAL QUALITY**  
**SUPPLEMENTARY INFORMATION**

**PASEO DEL ESTE MUNICIPAL UTILITY DISTRICT No. 2  
OF EL PASO COUNTY**

**INDEX OF SUPPLEMENTAL SCHEDULES REQUIRED  
BY THE TEXAS COMMISSION ON ENVIRONMENTAL QUALITY  
FOR THE YEAR ENDED SEPTEMBER 30, 2025**

(Schedules included are checked; explanatory notes are provided for omitted schedules).

- [✓] Schedule of Services and Rates
- [✓] Schedule of General Fund Expenditures
- [✓] Temporary Investments
- [✓] Analysis of Taxes Levied and Receivable
- [✓] General Long Term Debt Service Requirements by Years
- [✓] Analysis of Changes in General Long Term Debt
- [✓] Comparative Schedule of Revenues and Expenditures - General Fund
- [✓] Board Members, Key Personnel, and Consultants

**PASEO DEL ESTE MUNICIPAL UTILITY DISTRICT No. 2  
OF EL PASO COUNTY**

**SERVICES AND RATES  
SEPTEMBER 30, 2025**

**1. Services Provided by the District (contractually through Master District):**

Retail Water	Drainage	Solid Waste
Retail Wastewater	Parks	

**2. Retail Rates Based on 5/8" Meter**

	Minimum	Minimum	Flat	Rate per first	Rate per add'l
	Charge	Usage	Rate	1000 Gallons	1000 Gallons
			Y/N	Over Minimum	Over Minimum
Water:	n/a	n/a	n/a	n/a	n/a
Wastewater:	n/a	n/a	n/a	n/a	n/a
Surcharge:	n/a	n/a	n/a	n/a	n/a

Total water and wastewater charges per 10,000 gallons usage: n/a

**3. Retail Service Provided:** Number of retail water and/or wastewater connections.

	Active	Active	Inactive
	Connections	EFSC	Connections (EFSC)
Single Family & Total			
Water	n/a	n/a	n/a
Wastewater	n/a	n/a	n/a

**4. Total Water Consumption (in thousands) During the Year:**

Gallons pumped into system: n/a  
Gallons billed to customers: n/a

**5. Standby Fees:** The District does not assess standby fees.

**6. Anticipated sources of funds to be used for debt service payments:** Ad Valorem taxes

**7. Location of District:**

The District is located entirely within El Paso County.  
The District is not located within any city.  
The District is located within the City of El Paso ETJ  
The general membership of the Board is not appointed by an office outside the District.

See accompanying independent auditor's report



**PASEO DEL ESTE MUNICIPAL UTILITY DISTRICT No. 2  
OF EL PASO COUNTY**

**SCHEDULE OF GENERAL FUND EXPENDITURES  
FOR THE YEAR ENDED SEPTEMBER 30, 2025**

**Current:**

**Purchased Services for Resale**

Water	\$ -
Wastewater	-
Connection Fees	-
	<u>-</u>

**Professional Fees**

Audit	6,000
Engineering	4,413
Legal	17,425
	<u>27,838</u>

**Contracted Services**

Accounting	46,047
Management	941
Fiscal Agent	1,500
Tax Appraisal/Collection	30,160
	<u>78,648</u>

**Utilities**

Solid Waste Disposal	-
	<u>-</u>

**Administrative**

Director Salaries and Payroll Taxes	12,133
Insurance	3,315
Printing and Office Supplies	400
Postage and Delivery	598
Legal Notices	1,360
Travel & Miscellaneous	2,646
	<u>20,452</u>

**Maintenance**

Landscape Maintenance	-
Repairs and Maintenance	-
Pond Maintenance	-
	<u>-</u>

**Master District Expenses**

Contract Tax Transfer To Master District	700,851
	<u>700,851</u>

**TOTAL EXPENDITURES**

**\$ 827,789**

Number of persons employed by the District: -0-

See accompanying independent auditor's report

**PASEO DEL ESTE MUNICIPAL UTILITY DISTRICT No. 2  
OF EL PASO COUNTY**

**TEMPORARY INVESTMENTS  
SEPTEMBER 30, 2025**

<u>Funds</u>	<u>Identification or Certificate Number</u>	<u>Interest Rate</u>	<u>Maturity Date</u>	<u>Balance at End of Year</u>	<u>Accrued Interest Receivable at End of Year</u>
<b><u>GENERAL FUND</u></b>					
State Investment Pool	***0001	4.3000%	N/A	\$ 678,063	\$ -
Total				<u>678,063</u>	<u>-</u>
<b><u>DEBT SERVICE FUND</u></b>					
State Investment Pool	***0003	4.3000%	N/A	739	-
State Investment Pool	***0004	4.3000%	N/A	692,803	-
State Investment Pool	***0007	4.3000%	N/A	<u>241</u>	<u>-</u>
Total				<u>693,783</u>	<u>-</u>
<b><u>CAPITAL PROJECTS FUND</u></b>					
State Investment Pool	***0005	4.3000%	N/A	-	-
State Investment Pool	***0006	4.3000%	N/A	<u>-</u>	<u>-</u>
Total				<u>-</u>	<u>-</u>
<b>TOTALS - ALL FUNDS</b>				<u><u>\$ 1,371,846</u></u>	<u><u>\$ -</u></u>

See accompanying independent auditor's report

**PASEO DEL ESTE MUNICIPAL UTILITY DISTRICT No. 2  
OF EL PASO COUNTY**

**ANALYSIS OF TAXES LEVIED AND RECEIVABLE  
FOR THE YEAR ENDED SEPTEMBER 30, 2025**

	<b>GENERAL FUND</b>		<b>DEBT SERVICE FUND</b>		
	<b>MAINTENANCE TAXES</b>	<b>CONTRACT TAXES</b>	<b>CONTRACT TAXES</b>	<b>DEBT SERVICE TAXES</b>	<b>TOTALS</b>
Taxes Receivable, Beginning of Period	\$ 581	\$ 2,157	\$ -	\$ 2,809	\$ 5,547
2024 Original Levy	218,337	701,326	36,644	903,378	1,859,686
Adjustments	(457)	(2,568)	923	(2,084)	(4,186)
Add: Penalty & Interest	470	1,518	68	1,944	4,000
Total to be accounted for	218,931	702,433	37,635	906,047	1,865,046
Tax collections:					
Current year	218,623	702,244	37,613	904,559	1,863,039
Prior years	(108)	(1,393)	-	(635)	(2,136)
Total Collections	218,515	700,851	37,613	903,924	1,860,903
Taxes Receivable, End of Period	\$ 416	\$ 1,582	\$ 22	\$ 2,123	\$ 4,143
	2024	2023	2022	2021	2020
Property Valuations:					
Land & Improvements	254,472,595	208,951,039	166,237,674	137,013,624	127,264,467
Tax Rates Per \$100 Valuation:					
Debt Service tax rates	\$ 0.355000	\$ 0.357700	\$ 0.378000	\$ 0.339800	\$ 0.394421
Contract Debt Service tax rates	\$ 0.014400	\$ -	\$ -	\$ -	\$ -
Contract Tax tax rates	\$ 0.275600	\$ 0.290000	\$ 0.290000	\$ 0.290000	\$ 0.290000
Maintenance tax rates	\$ 0.085800	\$ 0.086200	\$ 0.073900	\$ 0.120200	\$ 0.065579
Totals	\$ 0.7308	\$ 0.7339	\$ 0.7419	\$ 0.7500	\$ 0.7500
Original Tax Levy	\$ 1,859,686	\$ 1,533,492	\$ 1,233,317	\$ 1,027,602	\$ 954,484

See accompanying independent auditor's report

**PASEO DEL ESTE MUNICIPAL UTILITY DISTRICT No. 2  
OF EL PASO COUNTY**

**GENERAL LONG TERM DEBT SERVICE REQUIREMENTS-BY YEARS  
FOR THE YEAR ENDED SEPTEMBER 30, 2025**

DUE DURING FISCAL YEARS ENDING	ANNUAL REQUIREMENTS FOR 2013 SERIES		
	TOTAL PRINCIPAL DUE	TOTAL INTEREST DUE	TOTAL PRINCIPAL AND INTEREST DUE
2026	75,000	36,313	111,313
2027	75,000	33,688	108,688
2028	80,000	31,063	111,063
2029	85,000	28,063	113,063
2030	90,000	24,875	114,875
2031	95,000	21,500	116,500
2032	105,000	17,938	122,938
2033	110,000	14,000	124,000
2034	115,000	9,600	124,600
2035	125,000	5,000	130,000
2036	-	-	-
2037	-	-	-
2038	-	-	-
2039	-	-	-
2040	-	-	-
2041	-	-	-
2042	-	-	-
2043	-	-	-
2044	-	-	-
2045	-	-	-
2046	-	-	-
2047	-	-	-
2048	-	-	-
2049	-	-	-
2050	-	-	-
	<u>\$ 955,000</u>	<u>\$ 222,040</u>	<u>\$ 1,177,040</u>

See accompanying independent auditor's report

**PASEO DEL ESTE MUNICIPAL UTILITY DISTRICT No. 2  
OF EL PASO COUNTY**

**GENERAL LONG TERM DEBT SERVICE REQUIREMENTS-BY YEARS  
FOR THE YEAR ENDED SEPTEMBER 30, 2025**

DUE DURING FISCAL YEARS ENDING	ANNUAL REQUIREMENTS FOR 2015 SERIES		
	TOTAL PRINCIPAL DUE	TOTAL INTEREST DUE	TOTAL PRINCIPAL AND INTEREST DUE
2026	75,000	47,680	122,680
2027	80,000	45,205	125,205
2028	85,000	42,405	127,405
2029	85,000	39,303	124,303
2030	90,000	36,200	126,200
2031	100,000	32,600	132,600
2032	105,000	28,600	133,600
2033	110,000	24,400	134,400
2034	115,000	20,000	135,000
2035	120,000	15,400	135,400
2036	130,000	10,600	140,600
2037	135,000	5,400	140,400
2038	-	-	-
2039	-	-	-
2040	-	-	-
2041	-	-	-
2042	-	-	-
2043	-	-	-
2044	-	-	-
2045	-	-	-
2046	-	-	-
2047	-	-	-
2048	-	-	-
2049	-	-	-
2050	-	-	-
	<u>\$ 1,230,000</u>	<u>\$ 347,793</u>	<u>\$ 1,577,793</u>

See accompanying independent auditor's report

**PASEO DEL ESTE MUNICIPAL UTILITY DISTRICT No. 2  
OF EL PASO COUNTY**

**GENERAL LONG TERM DEBT SERVICE REQUIREMENTS-BY YEARS  
FOR THE YEAR ENDED SEPTEMBER 30, 2025**

DUE DURING FISCAL YEARS ENDING	ANNUAL REQUIREMENTS FOR 2017 SERIES		
	TOTAL PRINCIPAL DUE	TOTAL INTEREST DUE	TOTAL PRINCIPAL AND INTEREST DUE
2026	75,000	40,969	115,969
2027	75,000	38,719	113,719
2028	75,000	36,469	111,469
2029	75,000	34,219	109,219
2030	75,000	31,875	106,875
2031	75,000	29,438	104,438
2032	75,000	27,000	102,000
2033	75,000	24,469	99,469
2034	75,000	21,844	96,844
2035	75,000	19,219	94,219
2036	150,000	16,500	166,500
2037	150,000	11,063	161,063
2038	150,000	5,625	155,625
2039	-	-	-
2040	-	-	-
2041	-	-	-
2042	-	-	-
2043	-	-	-
2044	-	-	-
2045	-	-	-
2046	-	-	-
2047	-	-	-
2048	-	-	-
2049	-	-	-
2050	-	-	-
	<u>\$ 1,200,000</u>	<u>\$ 337,409</u>	<u>\$ 1,537,409</u>

See accompanying independent auditor's report

**PASEO DEL ESTE MUNICIPAL UTILITY DISTRICT No. 2  
OF EL PASO COUNTY**

**GENERAL LONG TERM DEBT SERVICE REQUIREMENTS-BY YEARS  
FOR THE YEAR ENDED SEPTEMBER 30, 2025**

DUE DURING FISCAL YEARS ENDING	ANNUAL REQUIREMENTS FOR 2019R SERIES		
	TOTAL PRINCIPAL DUE	TOTAL INTEREST DUE	TOTAL PRINCIPAL AND INTEREST DUE
2026	85,000	27,150	112,150
2027	90,000	24,600	114,600
2028	95,000	21,000	116,000
2029	95,000	18,150	113,150
2030	95,000	15,300	110,300
2031	100,000	12,450	112,450
2032	100,000	9,450	109,450
2033	105,000	6,450	111,450
2034	110,000	3,300	113,300
2035	-	-	-
2036	-	-	-
2037	-	-	-
2038	-	-	-
2039	-	-	-
2040	-	-	-
2041	-	-	-
2042	-	-	-
2043	-	-	-
2044	-	-	-
2045	-	-	-
2046	-	-	-
2047	-	-	-
2048	-	-	-
2049	-	-	-
2050	-	-	-
	<u>\$ 875,000</u>	<u>\$ 137,850</u>	<u>\$ 1,012,850</u>

See accompanying independent auditor's report

**PASEO DEL ESTE MUNICIPAL UTILITY DISTRICT No. 2  
OF EL PASO COUNTY**

**GENERAL LONG TERM DEBT SERVICE REQUIREMENTS-BY YEARS  
FOR THE YEAR ENDED SEPTEMBER 30, 2025**

DUE DURING FISCAL YEARS ENDING	ANNUAL REQUIREMENTS FOR 2022 SERIES		
	TOTAL PRINCIPAL DUE	TOTAL INTEREST DUE	TOTAL PRINCIPAL AND INTEREST DUE
2026	70,000	131,250	201,250
2027	70,000	127,750	197,750
2028	75,000	124,250	199,250
2029	80,000	120,500	200,500
2030	85,000	116,500	201,500
2031	85,000	112,250	197,250
2032	90,000	108,000	198,000
2033	95,000	103,500	198,500
2034	100,000	98,750	198,750
2035	105,000	93,750	198,750
2036	110,000	88,500	198,500
2037	115,000	83,000	198,000
2038	125,000	77,250	202,250
2039	130,000	71,000	201,000
2040	135,000	64,500	199,500
2041	140,000	57,750	197,750
20242	150,000	50,750	200,750
2043	155,000	43,250	198,250
2044	165,000	35,500	200,500
2045	175,000	27,250	202,250
2046	180,000	18,500	198,500
2047	190,000	9,500	199,500
2048	-	-	-
2049	-	-	-
2050	-	-	-
	<u>\$ 2,625,000</u>	<u>\$ 1,763,250</u>	<u>\$ 4,388,250</u>

See accompanying independent auditor's report



**PASEO DEL ESTE MUNICIPAL UTILITY DISTRICT No. 2  
OF EL PASO COUNTY**

**GENERAL LONG TERM DEBT SERVICE REQUIREMENTS-BY YEARS  
FOR THE YEAR ENDED SEPTEMBER 30, 2025**

DUE DURING FISCAL YEARS ENDING	ANNUAL REQUIREMENTS FOR 2024 SERIES		
	TOTAL PRINCIPAL DUE	TOTAL INTEREST DUE	TOTAL PRINCIPAL AND INTEREST DUE
2026	80,000	149,394	229,394
2027	85,000	145,394	230,394
2028	90,000	141,144	231,144
2029	95,000	136,644	231,644
2030	100,000	131,894	231,894
2031	105,000	127,894	232,894
2032	110,000	123,694	233,694
2033	115,000	119,294	234,294
2034	120,000	114,694	234,694
2035	125,000	109,894	234,894
2036	135,000	104,894	239,894
2037	140,000	99,494	239,494
2038	145,000	93,891	238,891
2039	155,000	88,094	243,094
2040	160,000	81,894	241,894
2041	170,000	75,494	245,494
20242	180,000	68,694	248,694
2043	185,000	61,494	246,494
2044	195,000	54,094	249,094
2045	205,000	46,294	251,294
2046	215,000	38,094	253,094
2047	225,000	29,494	254,494
2048	240,000	20,213	260,213
2049	250,000	10,313	260,313
2050	-	-	-
	<u>\$ 3,625,000</u>	<u>\$ 2,172,391</u>	<u>\$ 5,797,391</u>

See accompanying independent auditor's report

**PASEO DEL ESTE MUNICIPAL UTILITY DISTRICT No. 2  
OF EL PASO COUNTY**

**GENERAL LONG TERM DEBT SERVICE REQUIREMENTS-BY YEARS  
FOR THE YEAR ENDED SEPTEMBER 30, 2025**

DUE DURING FISCAL YEARS ENDING	ANNUAL REQUIREMENTS FOR ALL SERIES		
	TOTAL PRINCIPAL DUE	TOTAL INTEREST DUE	TOTAL PRINCIPAL AND INTEREST DUE
2026	460,000	432,756	892,756
2027	475,000	415,356	890,356
2028	500,000	396,331	896,331
2029	515,000	376,879	891,879
2030	535,000	356,644	891,644
2031	560,000	336,132	896,132
2032	585,000	314,682	899,682
2033	610,000	292,113	902,113
2034	635,000	268,188	903,188
2035	550,000	243,263	793,263
2036	525,000	220,494	745,494
2037	540,000	198,957	738,957
2038	420,000	176,766	596,766
2039	285,000	159,094	444,094
2040	295,000	146,394	441,394
2041	310,000	133,244	443,244
2042	330,000	119,444	449,444
2043	340,000	104,744	444,744
2044	360,000	89,594	449,594
2045	380,000	73,544	453,544
2046	395,000	56,594	451,594
2047	415,000	38,994	453,994
2048	240,000	20,213	260,213
2049	250,000	10,313	260,313
2050	-	-	-
	<u>\$ 10,510,000</u>	<u>\$ 4,980,733</u>	<u>\$ 15,490,733</u>

See accompanying independent auditor's report

**PASEO DEL ESTE MUNICIPAL UTILITY DISTRICT No. 2  
OF EL PASO COUNTY**

**ANALYSIS OF CHANGES IN GENERAL LONG TERM DEBT  
FOR THE YEAR ENDED SEPTEMBER 30, 2025**

	SERIES 2013	SERIES 2015	SERIES 2017
Interest Rate	2.00 - 4.00%	2.00 - 4.00%	2.00 - 3.75%
Dates Interest Payable	2/15 : 8/15	2/15 : 8/15	2/15 : 8/15
Maturity Dates	8/15/14-8/15/35	8/15/16-8/15/37	8/15/16-8/15/37
Bonds-Beginning of Year	\$ 1,025,000	\$ 1,300,000	\$ 1,275,000
Bonds Sold During the Year	-	-	-
Bonds Defeased During the Year	-	-	-
Retirements During the Year	(70,000)	(70,000)	(75,000)
Bonds-End of Year	<u>\$ 955,000</u>	<u>\$ 1,230,000</u>	<u>\$ 1,200,000</u>
Interest Paid During the Year	\$ 38,762	\$ 49,920	\$ 43,031
Change In Accrued Interest	(306)	(280)	(258)
Amortization of Bond Premium	-	-	-
Interest on Financial Statements	<u>\$ 38,456</u>	<u>\$ 49,640</u>	<u>\$ 42,773</u>
Paying Agent:	Wells Fargo Bank	BOKF	BOKF
	<u>Tax Bonds</u>	<u>Refunding Bonds</u>	<u>Other Bonds</u>
Bond Authority:			
Authorized By Voters	\$ 17,000,000	\$ 17,000,000	\$ -
Amount Issued	\$ 13,240,000	\$ 50,000	\$ -
Remaining To Be Issued	\$ 3,760,000	\$ 16,950,000	\$ -

Debt Service Fund Cash and Temporary Investments balances as of September 30, 2025 \$ 693,783

Average annual debt service payment (principal & interest) for remaining term of all debt \$ 645,447

See accompanying independent auditor's report

**PASEO DEL ESTE MUNICIPAL UTILITY DISTRICT No. 2  
OF EL PASO COUNTY**

**ANALYSIS OF CHANGES IN GENERAL LONG TERM DEBT  
FOR THE YEAR ENDED SEPTEMBER 30, 2025**

	SERIES 2019R	SERIES 2022	SERIES 2024	TOTALS
Interest Rate	3.00 - 4.00%	5.00 - 5.00%	4.00 - 5.00%	
Dates Interest Payable	2/15 : 8/15	2/15 : 8/15	2/15 : 8/15	
Maturity Dates	8/15/20-8/15/34	8/15/24-8/15/47	8/15/25-8/15/49	
Bonds-Beginning of Year	\$ 955,000	\$ 2,690,000	\$ 3,700,000	\$ 10,945,000
Bonds Sold During the Year	-	-	-	-
Bonds Defeased During the Year	-	-	-	-
Retirements During the Year	(80,000)	(65,000)	(75,000)	(435,000)
Bonds-End of Year	<u>\$ 875,000</u>	<u>\$ 2,625,000</u>	<u>\$ 3,625,000</u>	<u>\$ 10,510,000</u>
Interest Paid During the Year	\$ 29,550	\$ 134,500	\$ 153,995	\$ 449,758
Change In Accrued Interest	(300)	(406)	(469)	(2,019)
Amortization of Bond Premium	(3,276)	(2,674)	4,210	(1,740)
Interest on Financial Statements	<u>\$ 25,974</u>	<u>\$ 131,420</u>	<u>\$ 157,736</u>	<u>\$ 445,999</u>
	BOKF	BOKF	BOKF	

**PASEO DEL ESTE MUNICIPAL UTILITY DISTRICT No. 2  
OF EL PASO COUNTY**

**COMPARATIVE SCHEDULE OF REVENUES AND EXPENDITURES - GENERAL FUND  
FOR THE YEAR ENDED SEPTEMBER 30, 2025**

	<b>AMOUNTS</b>				
	<b>9/30/2025</b>	<b>9/30/2024</b>	<b>9/30/2023</b>	<b>9/30/2022</b>	<b>9/30/2021</b>
<b><u>REVENUES</u></b>					
Transfer From Master District	\$ 125,438	\$ 126,496	\$ 101,356	\$ 83,421	\$ 80,593
Property Tax	218,515	180,774	123,521	164,014	83,204
Contract Tax	700,851	607,689	483,556	396,354	367,894
Interest	39,736	40,184	23,144	2,890	130
<b>TOTAL REVENUES</b>	<b>1,084,540</b>	<b>955,143</b>	<b>731,577</b>	<b>646,679</b>	<b>531,821</b>
<b><u>EXPENDITURES</u></b>					
Current:					
Contract Tax To Master District	700,851	607,689	483,556	396,354	367,894
Legal Fees	17,425	13,910	13,233	14,467	16,539
Audit Fees	6,000	5,500	5,500	5,500	5,500
Accounting Fees	46,047	48,934	38,470	25,230	23,675
Engineering Fees	4,413	3,929	4,102	2,945	3,132
Management Fees	941	10,840	10,324	9,910	9,287
Fiscal Agent	1,500	1,500	1,500	1,500	1,500
Director Salaries and Payroll Tax	12,133	13,170	7,200	6,459	7,266
Insurance	3,315	2,214	1,610	1,437	1,355
Tax Assessor/Collector	30,160	23,827	17,135	13,736	11,104
Printing & Office Supplies	400	548	644	536	487
Postage & Delivery	598	246	76	125	285
Legal Notices	1,360	1,360	1,360	1,510	1,040
Travel & Miscellaneous	2,646	2,018	1,702	1,566	923
<b>TOTAL EXPENDITURES</b>	<b>827,789</b>	<b>735,685</b>	<b>586,412</b>	<b>481,275</b>	<b>449,987</b>
Transfer (to) Other Funds	(385,065)	-	-	-	-
Excess (Deficit) of Revenues over Expenditures	<u><u>\$ (128,314)</u></u>	<u><u>\$ 219,458</u></u>	<u><u>\$ 145,165</u></u>	<u><u>\$ 165,404</u></u>	<u><u>\$ 81,834</u></u>
<b>TOTAL ACTIVE</b>					
WATER CONNECTIONS	<u><u>-</u></u>	<u><u>-</u></u>	<u><u>-</u></u>	<u><u>-</u></u>	<u><u>-</u></u>
WW CONNECTIONS	<u><u>-</u></u>	<u><u>-</u></u>	<u><u>-</u></u>	<u><u>-</u></u>	<u><u>-</u></u>

See accompanying independent auditor's report

**PASEO DEL ESTE MUNICIPAL UTILITY DISTRICT No. 2  
OF EL PASO COUNTY**

**COMPARATIVE SCHEDULE OF REVENUES AND EXPENDITURES - GENERAL FUND  
FOR THE YEAR ENDED SEPTEMBER 30, 2025**

	<b>PERCENT OF REVENUES</b>				
	<b>9/30/2025</b>	<b>9/30/2024</b>	<b>9/30/2023</b>	<b>9/30/2022</b>	<b>9/30/2021</b>
<b><u>REVENUES</u></b>					
Transfer From Master District	12%	13%	14%	13%	15%
Property Tax	20%	19%	17%	25%	16%
Contract Tax	65%	64%	66%	61%	69%
Interest	4%	4%	3%	0%	0%
<b>TOTAL REVENUES</b>	<b>100%</b>	<b>100%</b>	<b>100%</b>	<b>100%</b>	<b>100%</b>
<b><u>EXPENDITURES</u></b>					
Current:					
Contract Tax To Master District	65%	64%	66%	61%	69%
Legal Fees	2%	1%	2%	2%	3%
Audit Fees	1%	1%	1%	1%	1%
Accounting Fees	4%	5%	5%	4%	4%
Engineering Fees	0%	0%	1%	0%	1%
Management Fees	0%	1%	1%	2%	2%
Fiscal Agent	0%	0%	0%	0%	0%
Director Salaries and Payroll Tax	1%	1%	1%	1%	1%
Insurance	0%	0%	0%	0%	0%
Tax Assessor/Collector	3%	2%	2%	2%	2%
Printing & Office Supplies	0%	0%	0%	0%	0%
Postage & Delivery	0%	0%	0%	0%	0%
Legal Notices	0%	0%	0%	0%	0%
Travel	0%	0%	0%	0%	0%
<b>TOTAL EXPENDITURES</b>	<b>76%</b>	<b>77%</b>	<b>80%</b>	<b>74%</b>	<b>85%</b>
Transfer (to) Other Funds	-36%	0%	0%	0%	0%
Excess (Deficit) of Revenues over Expenditures	-12%	23%	20%	26%	15%
<b>TOTAL ACTIVE</b>					
WATER CONNECTIONS	-	-	-	-	-
WW CONNECTIONS	-	-	-	-	-

See accompanying independent auditor's report

**PASEO DEL ESTE MUNICIPAL UTILITY DISTRICT No. 2  
OF EL PASO COUNTY**

**COMPARATIVE SCHEDULE OF REVENUES AND EXPENDITURES - DEBT SERVICE FUND  
FOR THE YEAR ENDED SEPTEMBER 30, 2025**

	<b>AMOUNTS</b>				
	<u>9/30/2025</u>	<u>9/30/2024</u>	<u>9/30/2023</u>	<u>9/30/2022</u>	<u>9/30/2021</u>
<u>REVENUES</u>					
Property Tax	\$ 941,537	\$ 749,512	\$ 630,044	\$ 464,663	\$ 500,404
Interest	55,672	51,483	38,680	3,902	635
<b>TOTAL REVENUES</b>	<b>997,209</b>	<b>800,995</b>	<b>668,724</b>	<b>468,565</b>	<b>501,039</b>
<u>EXPENDITURES</u>					
Current:					
Contract Tax To Master District	38,123	-	-	-	-
Fiscal Agent Fees	2,400	2,200	1,900	1,800	1,800
Principal	435,000	345,000	270,000	265,000	250,000
Interest	449,758	307,423	280,979	185,181	191,601
Miscellaneous	-	-	-	-	-
<b>TOTAL EXPENDITURES</b>	<b>925,281</b>	<b>654,623</b>	<b>552,879</b>	<b>451,981</b>	<b>443,401</b>
<u>OTHER SOURCES</u>					
Bond Proceeds (Net)	-	-	-	-	-
Excess (Deficit) of Revenues over Expenditures	<u>\$ 71,928</u>	<u>\$ 146,372</u>	<u>\$ 115,845</u>	<u>\$ 16,584</u>	<u>\$ 57,638</u>

See accompanying independent auditor's report

**PASEO DEL ESTE MUNICIPAL UTILITY DISTRICT No. 2  
OF EL PASO COUNTY**

**COMPARATIVE SCHEDULE OF REVENUES AND EXPENDITURES - DEBT SERVICE FUND  
FOR THE YEAR ENDED SEPTEMBER 30, 2025**

	<b>PERCENT OF REVENUES</b>				
	<b>9/30/2025</b>	<b>9/30/2024</b>	<b>9/30/2023</b>	<b>9/30/2022</b>	<b>9/30/2021</b>
<b><u>REVENUES</u></b>					
Property Tax	94%	94%	94%	99%	100%
Interest	6%	6%	6%	1%	0%
<b>TOTAL REVENUES</b>	<b>100%</b>	<b>100%</b>	<b>100%</b>	<b>100%</b>	<b>100%</b>
<b><u>EXPENDITURES</u></b>					
Current:					
Contract Tax To Master District	4%	0%	0%	0%	0%
Fiscal Agent Fees	0%	0%	0%	0%	0%
Principal	44%	43%	40%	57%	50%
Interest	45%	38%	42%	40%	38%
Miscellaneous	0%	0%	0%	0%	0%
<b>TOTAL EXPENDITURES</b>	<b>93%</b>	<b>82%</b>	<b>83%</b>	<b>96%</b>	<b>88%</b>
<b>OTHER SOURCES</b>					
Bond Proceeds (Net)	0%	0%	0%	0%	0%
Excess (Deficit) of Revenues over Expenditures	7%	18%	17%	4%	12%

See accompanying independent auditor's report



**PASEO DEL ESTE MUNICIPAL UTILITY DISTRICT No. 2  
OF EL PASO COUNTY**

**BOARD MEMBERS, KEY PERSONNEL, AND CONSULTANTS  
FOR THE YEAR ENDED SEPTEMBER 30, 2025**

DISTRICT MAILING ADDRESS: c/o Gordon Davis Johnson & Shane, 4695 N Mesa, El Paso, TX 79912

DISTRICT BUSINESS TELEPHONE NUMBER: (915) 545-1133

LIMITS ON FEES OF OFFICERS THAT A DIRECTOR MAY RECEIVE DURING A FISCAL YEAR: \$7,200

<b><u>NAMES AND ADDRESSES</u></b>	<b><u>TERM OF OFFICE</u></b>	<b><u>SALARY FYE 9/30/25</u></b>	<b><u>REIMBURSEMENTS FYE 9/30/25</u></b>	<b><u>TITLE AT YEAR END</u></b>
<b><u>DIRECTORS</u></b>				
Anne Jorjorian-Raynal	Elected 5/23-5/27	\$ 2,210	\$ -	President
Hector Esparza	Elected 5/23-5/27	2,210	-	Vice-President
Clint Newsom	Elected 5/23-5/27	2,431	-	Secretary
Gina Mezzacapa	Elected 5/25-5/29	2,210	-	Asst Sec
Joann Wardy	Elected 5/25-5/29	2,210	-	Asst Sec
Payments to Retiring Directors		-		
		<u>\$ 11,271</u>	<u>\$ -</u>	

**CONSULTANTS**

Gordon Davis Johnson & Shane	\$ 17,425	\$ -	Attorney
TRE & Associates	\$ 4,413	\$ -	Engineers
Municipal Accounts & Consulting	\$ 46,047	\$ -	Accountants
West, Davis & Company	\$ 6,000	\$ -	Auditors
Inframark	\$ 941	\$ -	Operator

See accompanying independent auditor's report

## **OTHER INFORMATION**

**PASEO DEL ESTE MUNICIPAL UTILITY DISTRICT No. 2  
OF EL PASO COUNTY**

**PRINCIPAL TAXPAYERS  
SEPTEMBER 30, 2025**

<b>Taxpayer</b>	<b>Taxable Assessed Value</b>	<b>% of 2025 Certified Taxable Assessed Value</b>
Edwards Homes of El Paso, LLC	\$ 3,953,615	1.39%
Lalolands, Inc.	2,602,275	0.92%
Individual	1,898,323	0.67%
Individual	1,365,000	0.48%
Edwards Homes of El Paso, LLC	1,338,463	0.47%
Individual	1,246,399	0.44%
Individual	1,080,341	0.38%
Gil JR Home Construction, LLC	1,066,269	0.38%
Palo Verde Homes	1,054,023	0.37%
Individual	1,041,912	0.37%
<b>Total</b>	<b>\$ 16,646,620</b>	<b>5.86%</b>

**ASSESSED VALUE BY CLASSIFICATION  
SEPTEMBER 30, 2025**

<b>Type of Property</b>	<b>2025 Taxable Assessed Value</b>
Land	\$ 49,275,522
Improvements	291,355,870
Personal Property	937,163
Total Assessed Valuation	341,568,555
Exemptions	57,595,910
Total Taxable Appraised Valuation	<b>\$ 283,972,645</b>

See accompanying independent auditor's report