PINE CLIFF ENERGY LTD.

CORPORATE PRESENTATION

October 2026

TSX Exchange: PNE

OTCQX: PIFYF

CAUTIONARY STATEMENTS

Certain statements contained in this presentation include statements which contain words such as "anticipate", "could", "should", "expect", "seek", "may", "intend", "likely", "will", "believe" and similar expressions, statements relating to matters that are not historical facts, and such statements of our beliefs, intentions and expectations about developments, results and events which will or may occur in the future, constitute "forward-looking information" within the meaning of applicable Canadian securities legislation and are based on certain assumptions and analysis made by us derived from our experience and perceptions. Forward-looking information in the presentation includes, but is not limited to: expected production levels, expected processing and gathering income, expected operating costs, expected transportation costs, expected interest costs, royalty and G&A levels; expected current and deferred income taxes, future capital expenditures, including the amount and nature thereof; future drilling opportunities and Pine Cliff's ability to generate reserves and production from the undrilled locations; oil and natural gas prices and demand; expansion and other development trends of the oil and natural gas industry; business strategy and guidance; expansion and growth of our business and operations; amounts due pursuant to Term Loan, Demand Loan and repayment thereof; maintenance of existing customer, supplier and partner relationships; supply channels; accounting policies; risks; Pine Cliff's ability to generate cash provided by operating activities and adjusted funds flow; dividends payments; and other such matters.

All such forward-looking information is based on certain assumptions and analyses made by us in light of our experience and perception of historical trends, current conditions and expected future developments, as well as other factors we believe are appropriate in the circumstances. The risks, uncertainties and assumptions are difficult to predict and may affect operations, and may include, without limitation: foreign exchange fluctuations; equipment and labour shortages and inflationary costs; general economic conditions; industry conditions; changes in applicable environmental, taxation and other laws and regulations as well as how such laws and regulations are interpreted and enforced; the ability of oil and natural gas companies to raise capital; the effect of weather conditions on operations and facilities; the existence of operating risks; volatility of oil and natural gas prices; oil and gas product supply and demand; risks inherent in the ability to generate sufficient cash provided by operating activities to meet current and future obligations; increased competition; stock market volatility; opportunities available to or pursued by us; and other factors, many of which are beyond our control. The foregoing factors are not exhaustive.

Actual results, performance or achievements could differ materially from those expressed in, or implied by, this forward-looking information and, accordingly, no assurance can be given that any of the events anticipated by the forward-looking information will transpire or occur, or if any of them do, what benefits will be derived there from. Except as required by law, Pine Cliff disclaims any intention or obligation to update or revise any forward-looking information, whether as a result of new information, future events or otherwise.

Undrilled locations consist of drilling and recompletion locations booked in the independent reserve report dated March 4, 2026 prepared by McDaniel & Associates Consultants Limited and unbooked drilling and recompletion locations. Unbooked drilling and recompletion locations are internal estimates based on evaluation of geologic, reserves and spacing based on industry practice. There is no guarantee that Pine Cliff will drill these locations and there is no certainty that the drilling or completing of these locations will result in additional reserves and production or achieve expected internal rates of return. Pine Cliff activity depends on availability of capital, regulatory approvals, commodity prices, drilling costs and other factors.

*NGLs and oil volumes are recorded in barrels of oil ("**Bbl**") and are converted to a thousand cubic feet equivalent ("**Mcfe**") using a ratio of one (1) Bbl to six (6) thousand cubic feet. Natural gas volumes recorded in thousand cubic feet ("**Mcf**") are converted to barrels of oil equivalent ("**Boe**") using the ratio of six (6) thousand cubic feet to one (1) Bbl. This conversion ratio is based on energy equivalence primarily at the burner tip and does not represent a value equivalency at the wellhead. The terms Boe or Mcfe may be misleading, particularly if used in isolation.*

Given that the value ratio based on the current price of crude oil as compared to natural gas is significantly different from the energy equivalency of oil, utilizing a conversion on a 6:1 basis may be misleading as an indication of value.

This presentation uses the terms "adjusted funds flow", "operating netbacks", "corporate netbacks", "positive net cash (net debt)", and "free funds flow" which are not recognized under IFRS and may not be comparable to similar measures presented by other companies. The Company uses these measures to evaluate its performance, leverage and liquidity. Adjusted funds flow is a non-GAAP measure that represents the total of cash provided from operating activities, before adjusting for changes in non-cash working capital, and decommissioning obligations settled. Positive net cash (net debt) is a non-GAAP measure calculated as the sum of accounts receivable, cash, investments and prepaid expenses and deposits, less demand loan, term loan and accounts payable and accrued liabilities. Operating netback is a non-GAAP measure calculated as the Company's total commodity revenue, plus processing and gathering income, less royalty expenses, operating expenses, and transportation expenses, divided by the Boe or Mcfe production of the Company. Corporate netback is a non-GAAP measure calculated as the Company's operating netback, plus interest income, less general and administrative expenses, interest expense, divided by the Boe or Mcfe production of the Company. Free funds flow is a non-GAAP measure calculated as adjusted funds flow less decommissioning obligations settled and capital expenditures.

REASONS TO OWN PINE CLIFF STOCK

Disciplined Capital Allocation	• A history of disciplined capital allocation. Pine Cliff maintains a monthly dividend program that has returned over $108 million ($0.30 per share) to shareholders since June 2022.
Leverage to Canadian Natgas	• Significant leverage to Western Canadian gas prices and improving fundamentals, supported by LNG Canada Phase 1 reaching full 2 Bcf/d capacity in 2026 — over 10% of Western Canada NGTL system flow — with Phase 2 advancing toward FID by year-end.[1]
Balance Sheet and Asset Management	• Continues to pay down long-term debt, reducing term facility to $39.3 million at June 30, 2026, from $43.2 million June 30, 2025.
High Insider Ownership	• AIMCo, one of the largest institutional investors in Canada, is Pine Cliff's largest shareholder and owns 10% of the company's equity; senior management and directors own 4% of the company.
Quality Drilling Inventory	• In Q1 2026, Pine Cliff successfully drilled a Glauconite well in the Caroline area, with field production estimates averaging 1,150 boe/d (55% liquids) over 150 days. Pine Cliff has identified 59 gross (37.0 net) Glauconite locations in the Caroline area, with 29 gross (22.0 net) booked in 2P reserves.

(1) LNG Canada (Jun 2026); Reuters (May 2026), (2) Peters & Co. Limited (Jan 2026)

PINE CLIFF ENERGY OVERVIEW

Pine Cliff Energy Ltd. is a Canadian natural gas and oil company backed by long-life, low-decline assets in Western Canada. Since inception, Pine Cliff has grown production from 100 to over 20,000 boe/d. Through disciplined capital allocation, low-risk operations, high-return drilling and accretive acquisitions, Pine Cliff's strategy is to deliver sustainable shareholder returns — including over $108 million in dividends paid since June 2022.

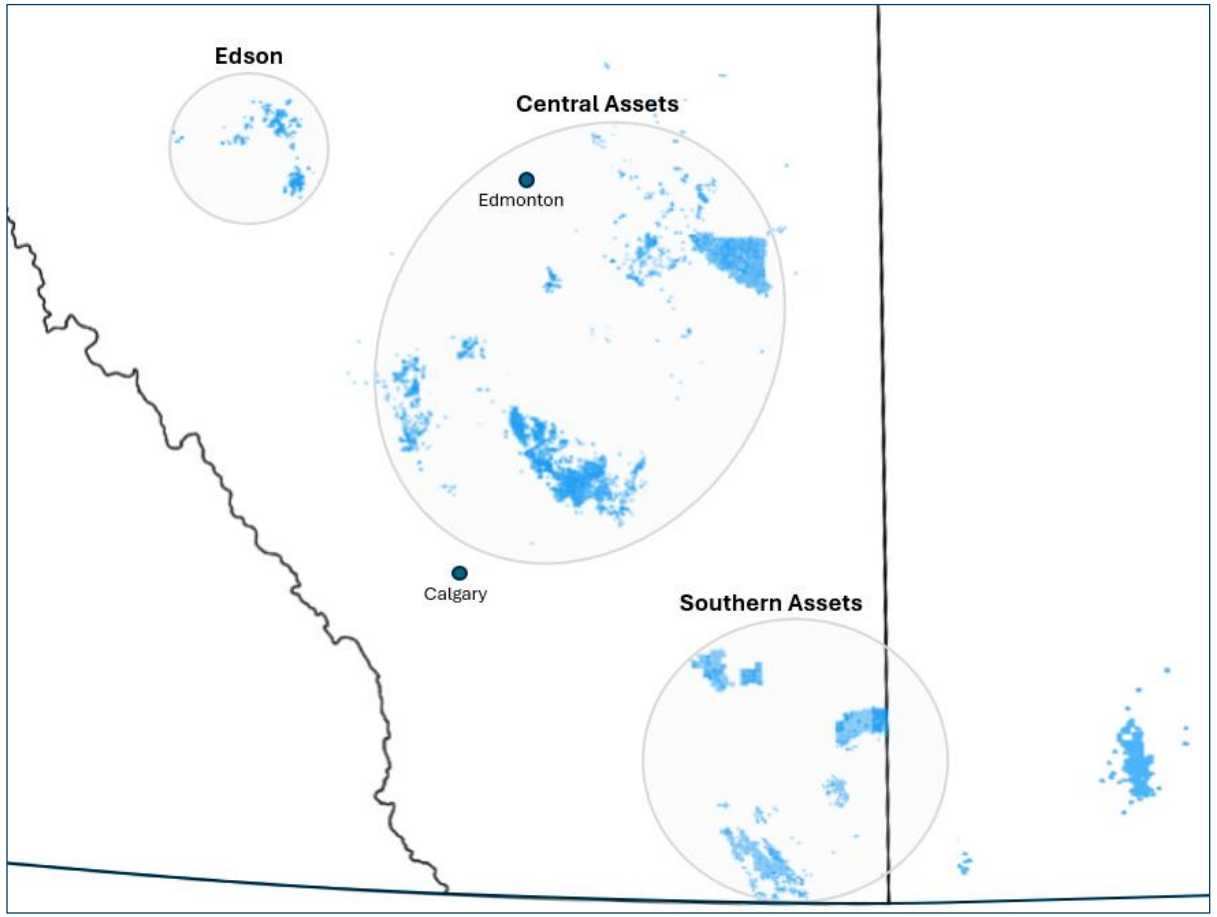

MARKETING AND TRADING SUMMARY (OCT 6, 2026)

Market Capitalization [1]	**$197.3 m**
Average Daily Volume/Value [2]	**~0.25 MM/$167k**
52-Week Trading Range	**C$0.51 – C$0.91** **US$0.36 – US$0.66**
Shares Issued [3]	**358.8 MM**

CORPORATE HIGHLIGHTS

2Q26 Production % Natural Gas	**19,747 boe/d** 80%
2025 Corporate Base Production Decline	**<10%**
2025 2P, 1P, PDP Reserves NPV (BTAX 10%) "MM"	**$534.6, $312.9, $214.6**
Long-term Debt (June 30/26)	**$39.3 MM**
Tax Pools (Dec 31/25)	**~$327.8MM**
Insider Ownership[4] **Basic** **Fully Diluted**	 **14%** **17%**

[1] Based on Oct 6, 2026, closing price of $0.55
[2] Annual average daily trading volume/value ending Oct 6, 2026.
[3] Estimated at Oct 6, 2026.
[4] Insiders include the Alberta Investment Management Corporation (AIMCO) and the officers and directors of Pine Cliff

AECO DISCOUNT PERSISTS THROUGH LNGC 2026 RAMP UP

MONTHLY AVERAGE GAS INTAKE LNGC[1]

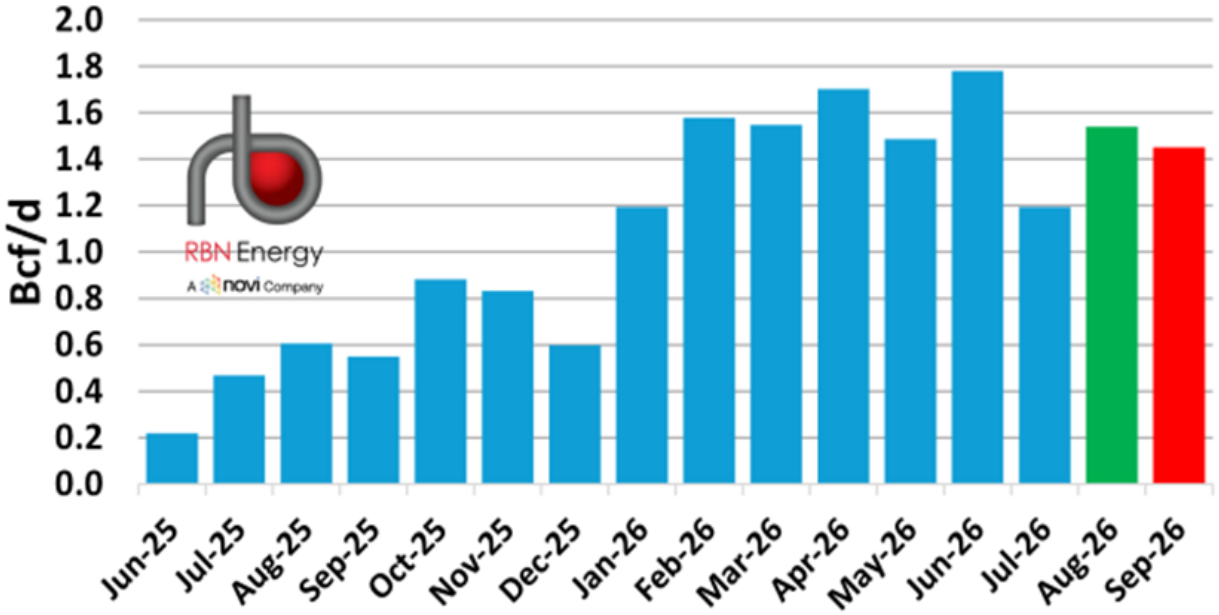

LNG Canada Phase 1 has operated inconsistently through 2026, with monthly gas intake ranging from ~1.0 to 1.8 bcf/d[3] and tanker frequency approaching every two days when running near full capacity.[4] At sustained 2 bcf/d, Phase 1 represents over 10% of Western Canada NGTL system flow.[5]

WESTERN CANADIAN GAS STORAGE[2]

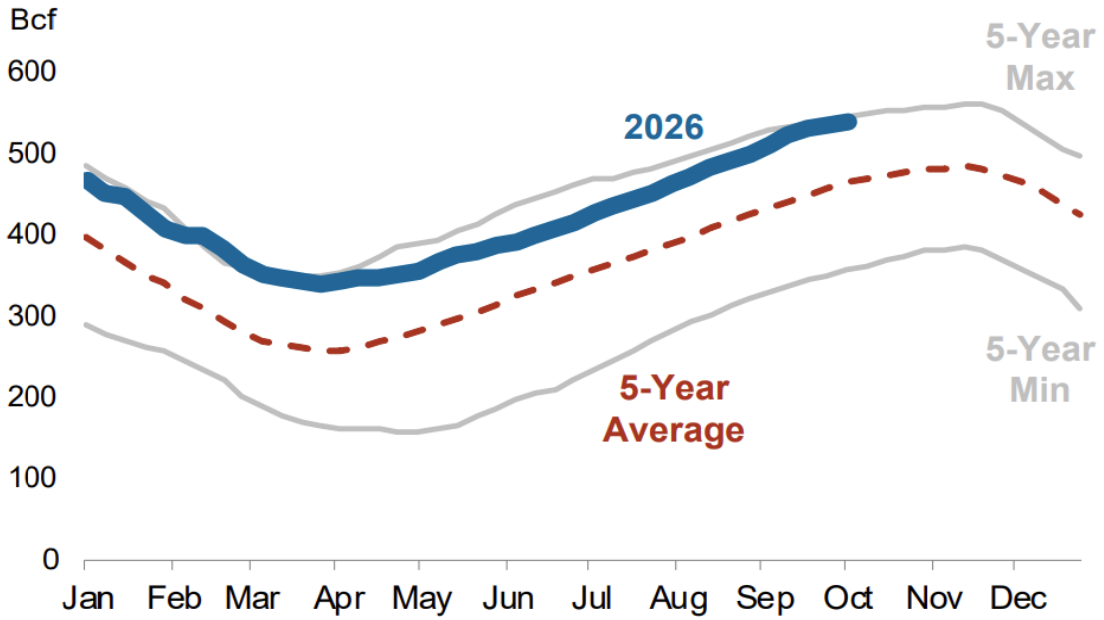

Western Canadian storage had drawn off the top of the 5-year range as LNGC Phase 1 ramped through 2026, reflecting incremental demand from full-capacity periods. As Phase 1 utilization improves, storage is expected to continue narrowing toward the 5-year average.

In 2026, Western Canada recorded its first early June storage withdrawal since 2010 as demand absorbed regional supply.[6]

Sources: (1) & (4) RBN Energy (Oct 2026), (2) ARC Energy Institute (Oct 2026), (3) & (5) LNG Canada (Jun 2026), (6) CER (Jun 2026)

SIGNIFICANT FREE CASH FLOW UPSIDE POTENTIAL WITH AECO EXPOSURE

AECO VS HENRY HUB – DAILY PRICES[1]

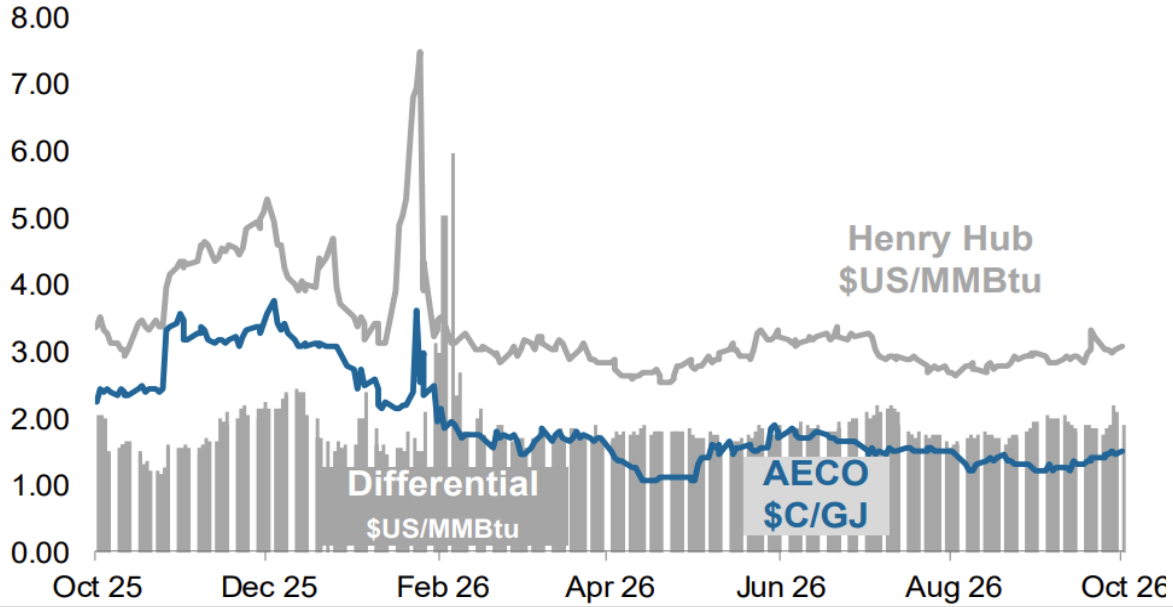

The AECO-Henry Hub differential has remained wide through 2026, reflecting Western Canadian storage dynamics and LNGC Phase 1's uneven ramp-up. Improving Phase 1 utilization should structurally tighten the differential.

GAS PRICE SENSITIVITY[3]

Sorted by Market Cap.	2027E Sensitivity			
	% Change in Cash Flow		% Change in Adjusted Income	
Ticker	+C$1.00/Mcf AECO	+US$1.00/Mcf All Hubs	+C$1.00/Mcf AECO	+US$1.00/Mcf All Hubs
EQT	0%	41%	0%	70%
EXE	0%	30%	0%	71%
TOU	11%	25%	22%	49%
OVV	2%	15%	3%	29%
ARX	4%	14%	8%	30%
AR	0%	40%	0%	78%
PEY	-1%	14%	-3%	31%
TPZ	9%	13%	9%	13%
POU (5)	15%	23%	33%	52%
SDE	9%	12%	31%	43%
VET	8%	15%	21%	38%
KEL	13%	22%	40%	67%
TNZ	0%	3%	0%	5%
AAV	R/UR	R/UR	R/UR	R/UR
BIR	19%	52%	88%	>200%
LGN	8%	11%	26%	37%
PNE	45%	78%	162%	>200%
YGR	14%	19%	87%	116%
Median	**8%**	**18%**	**21%**	**49%**

Source: Peters & Co. Limited estimates Notes: (1) Natural gas producers defined as current production >50% natural gas. (2) 2027 Strip pricing AECO of ~C$2.15/Mcf and NYMEX of ~US$3.30/Mcf. (4) US$4.50/Mcf NYMEX high case incorporates C$3.75/Mcf AECO pricing. (5) POU shown on 2028 metrics to reflect the ramp of its Sinclair asset. (5) Restricted on AAV.

Pine Cliff is positioned to generate significant free cash flow with leverage to AECO gas price increases; a $0.10/mcf move in PNE's realized natural gas price results in a ~$3.1m change in AFFO.[2]

Sources: (1) ARC Energy Institute (Oct 2026), (2) 2Q26 MD&A, (3) Peters & Co. Limited.

ATTRACTIVE DRILLING INVENTORY

GLAUCONITE

LIQUIDS RICH GAS	
DCE&T Costs ($mm)	$8.0
IP 365 (boe/d)	868
Commodity Mix	Gas: 50% Liquids: 50%
Gross (Net) Locations[1]	59 (37)

PEKISKO (TIER 1)

LIGHT OIL	
DCE&T Costs ($mm)	$4.1
IP 365 (boe/d)	257
Commodity Mix	Gas: 40% Liquids: 60%
Gross (Net) Locations[1]	16 (12)

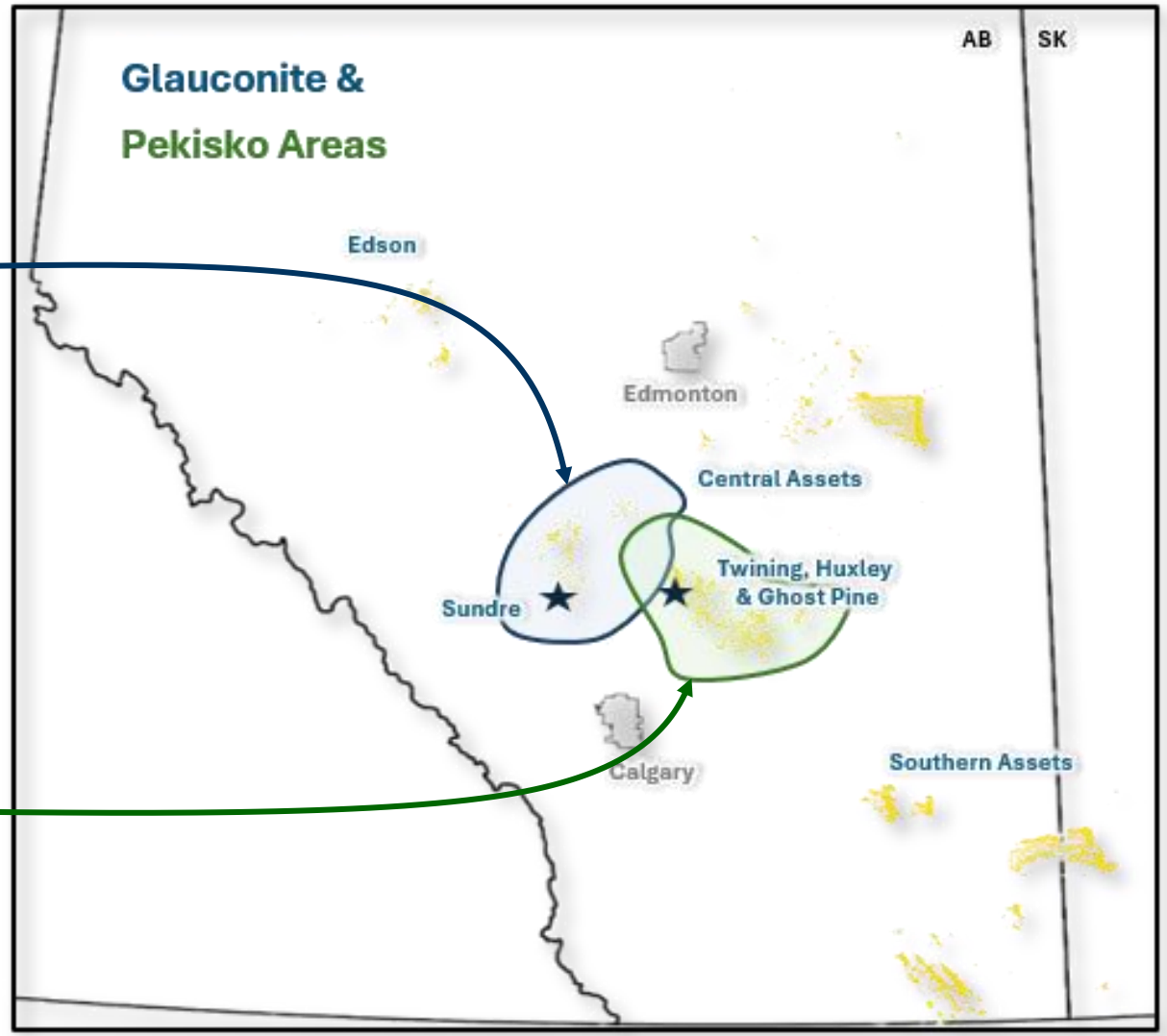

(1) Gross (net) locations include booked and unbooked locations. Booked locations are included in the McDaniel & Associates reserve report effective December 31, 2025; unbooked locations are internal Pine Cliff estimates.

HIGH-QUALITY GLAUCONITE INVENTORY: HIGHLIGHTED BY Q1 2026 DRILL

IRR[1][2]

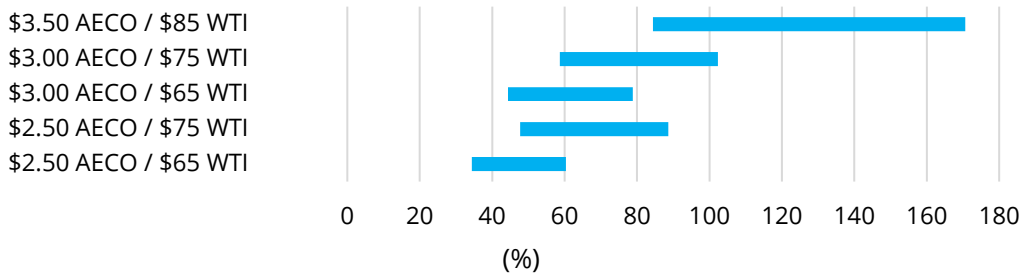

PAYOUT[1][2]

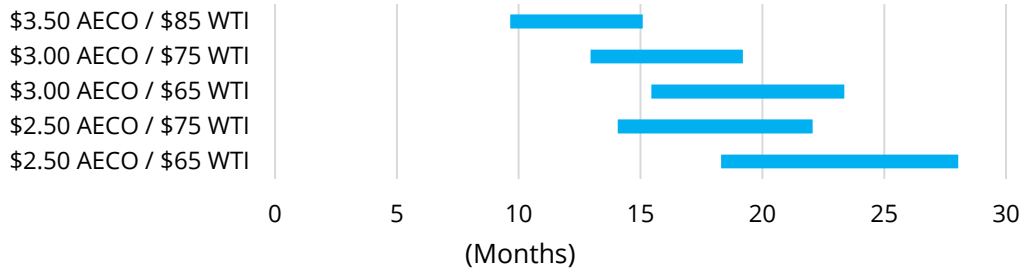

NPV @ 10%[1][2]

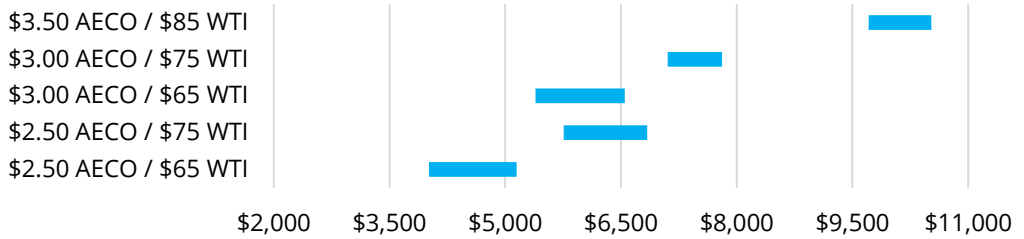

RAW GAS RATE VS TIME[2]

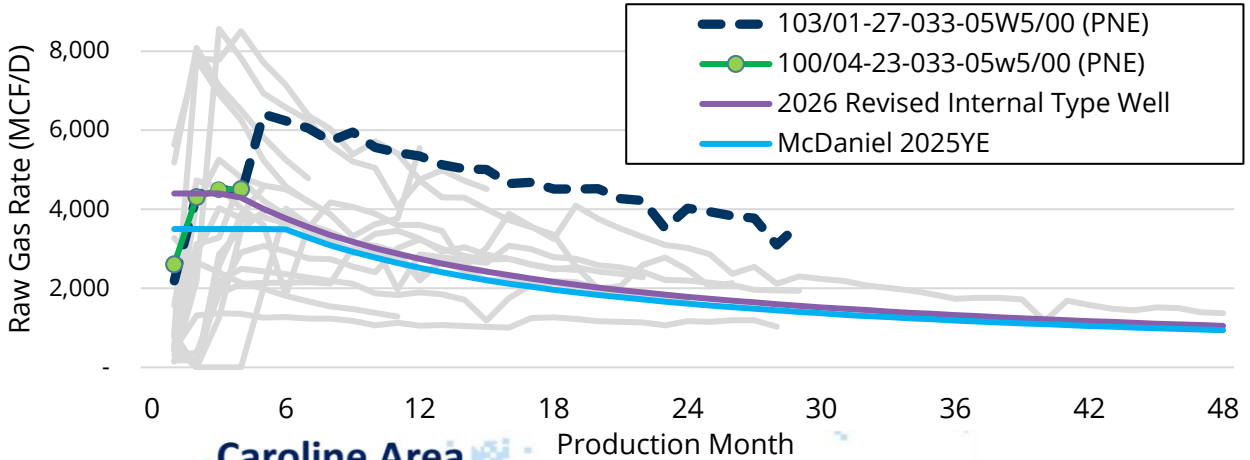

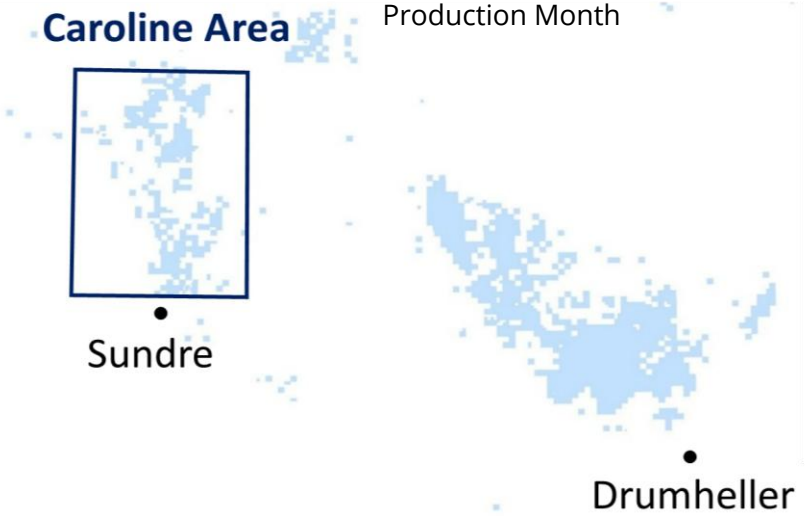

Pine Cliff recently announced an expanded 2026 development program to drill two gross Glauconite wells in the Caroline area and one gross Pekisko oil well in the Three Hills area. The Glauconite wells are partially funded through a third-party partnership, with the 2026 capital budget unchanged at $27 million.

(1) Bars represent a range of outcomes based on the McDaniel YE25 type well and Pine Cliff internal type well estimates. (2) IRR, payout and NPV metrics are based on assumptions including current foreign exchange rates, Edmonton par differentials and NGL pricing; actual results may vary due to changes in underlying assumptions.

BULLISH OUTLOOK FOR NATURAL GAS

North American and Western Canada Natural Gas Demand Continues to Grow

- Since 2016, natural gas is the primary energy source (43%) in the United States for power demand.
- Alberta uses more natural gas than any other Canadian province. Demand growth has largely been driven by oil sands production and power generation projects.[1]
- Alberta has phased out coal-powered electricity and many North American jurisdictions have done the same.

U.S. Exports are at Record Levels With More Projects to Come in Canada, US and Mexico

- The US continues to grow as a natural gas exporter, going from zero LNG exports in 2016 to approximately 20 bcf/d today, plus another ~7 bcf/d shipped by pipeline to Mexico. US LNG exports are on track to more than double by the early 2030s.[2]
- LNG Canada Phase 1 is now running close to full capacity. June 18, 2026, marked the 100th shipment exported, with Phase 1 full capacity representing over 10% of natural gas flow on the Western Canada NGTL system.[3]

Natural Gas is a Globally Traded Commodity… Can Supply Keep up?

- Global demand for LNG is projected to rise by approximately 60% by 2040, driven largely by economic growth in Asia. More than 170 million tonnes of new LNG supply is set to come onto the market by 2030, supporting long-term demand growth.[4]
- Across North America, total natural gas demand is forecast to rise by **51 Bcf/d** by 2035, led by strong growth in LNG exports, power generation, and industrial activity.[5]

Sources: (1) ARC Energy Institute (Oct 2026), (2) EIA (May 2026); Pine Cliff Energy Q2 2026 Markets Update, (3), LNG Canada (Jun 2026), (4) Shell LNG (Jun 2026), (5) TC Energy internal data and forecast (Aug 2026)

NATURAL GAS OUTLOOK – ROBUST NORTH AMERICAN DEMAND

U.S TOTAL NATURAL GAS DEMAND[1]

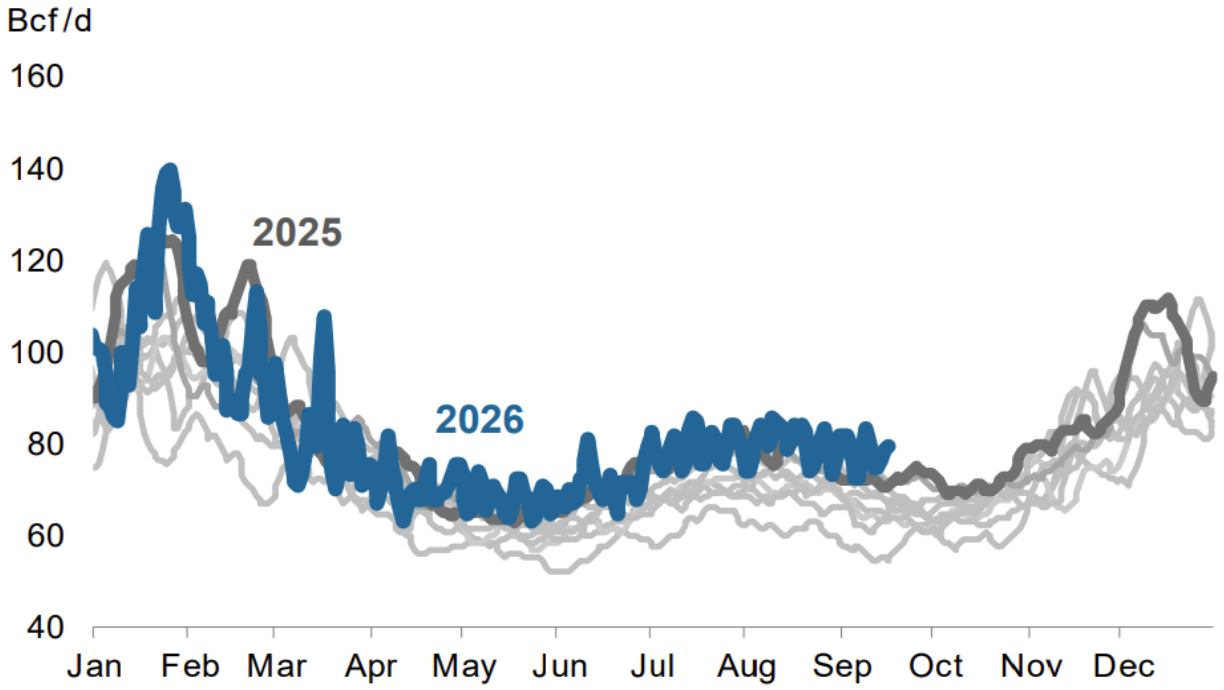

U.S. natural gas demand in 2026 remains at the upper end of the historical range, supported by structural demand from industrial users and power generation. Increasing LNG exports, pipeline shipments to Mexico and emerging data centre growth continue to support higher overall U.S. demand.

ALBERTA NATURAL GAS DEMAND[1]

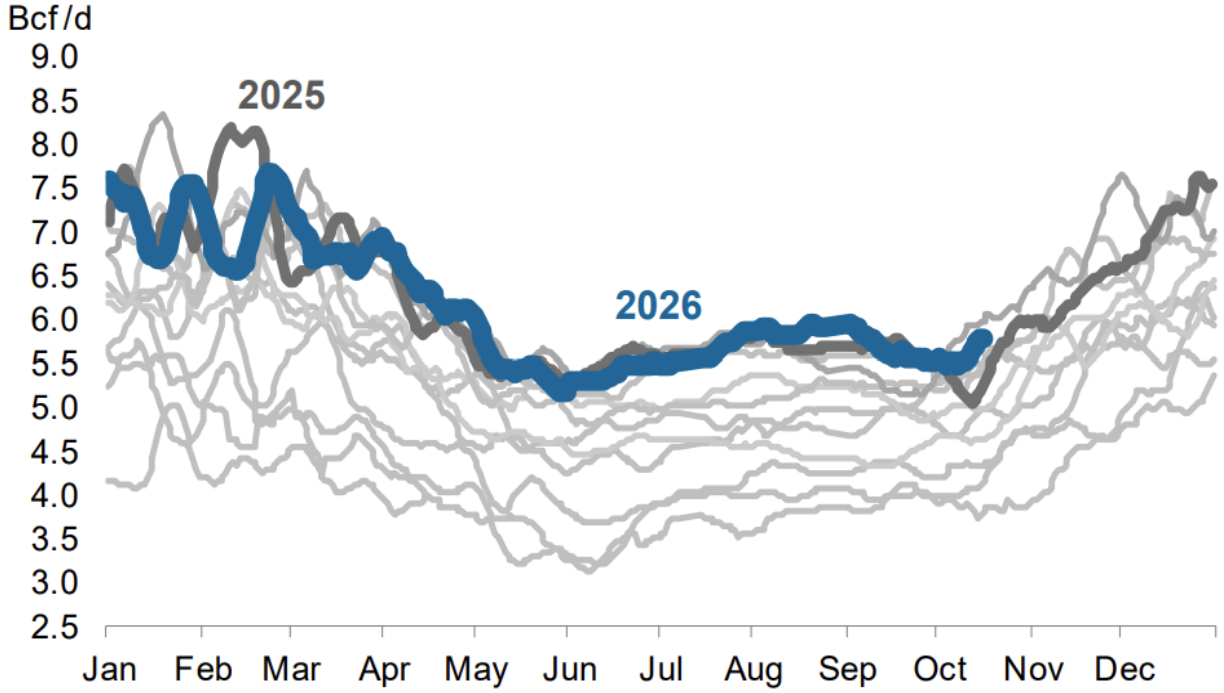

Alberta natural gas demand is trending near the high end of the historical range in 2026, supported by LNG exports, robust oil sands activity and power demand growth. The Alberta oil sands consume approximately 3.8 bcf/d, or ~20% of Canada's total production.

Sources: (1) & (2) ARC Energy Institute (Oct 2026)

NATURAL GAS OUTLOOK – EXPANDING CANADIAN AND U.S. LNG EXPORT CAPACITY

CANADIAN LNG EXPORT BUILDOUT[1]

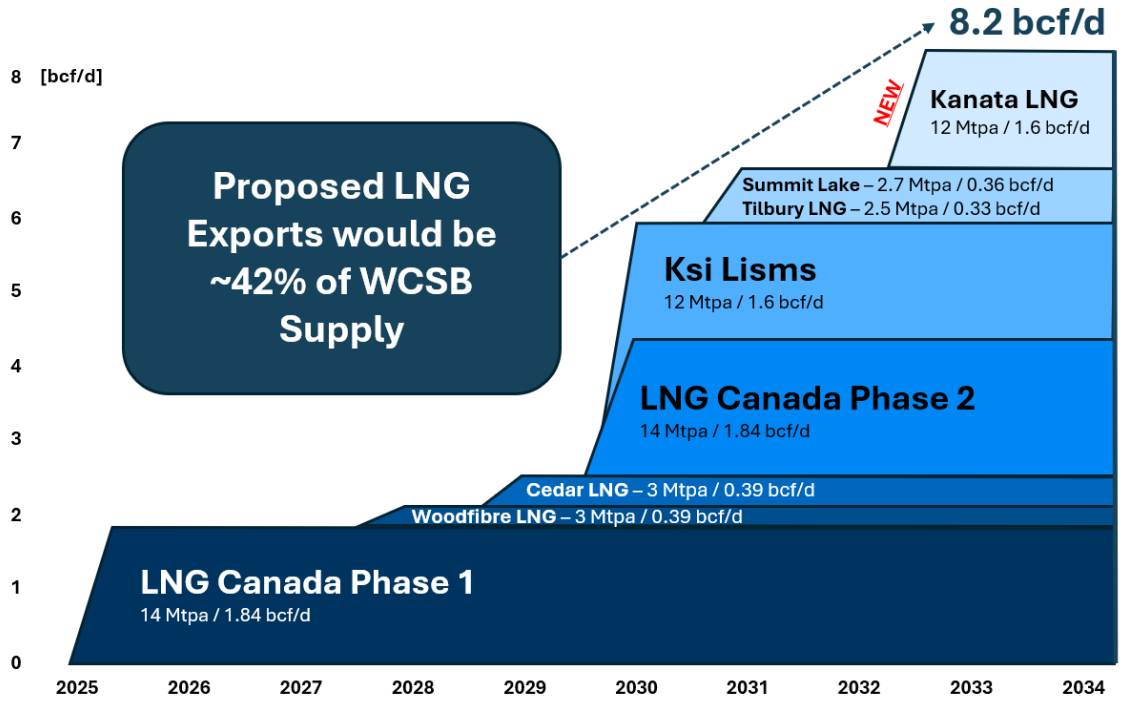

Beyond LNG Canada Phase 1, the Canadian west coast LNG projects could grow to 8.2 bcf/d by 2034 across LNG Canada Phase 2, Ksi Lisims, Cedar LNG, Woodfibre, and the recently proposed Kanata LNG. At full development, proposed exports would represent approximately 42% of current WCSB natural gas supply[1].

NORTH AMERICAN LNG CAPACITY BY STATUS[2]

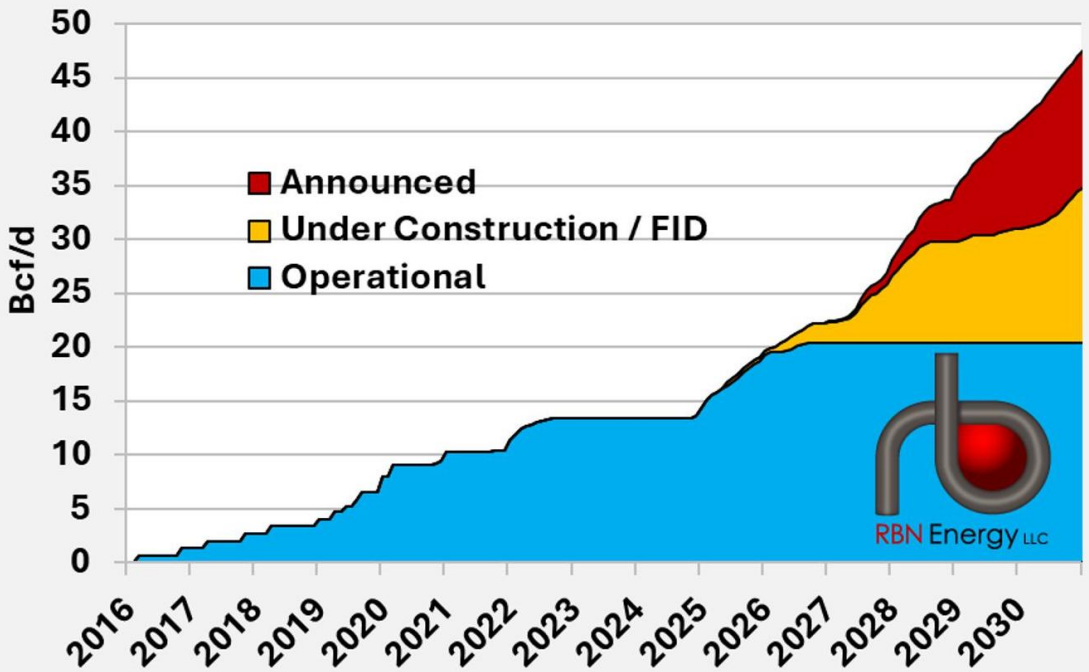

US LNG exports grew a record 4 Bcf/d in 2025 and are expected to add another ~3 Bcf/d in 2026.[2] North American operational and approved LNG capacity is on track to exceed 30 Bcf/d by the end of the decade — nearly 25% of the continent's current natural gas production — with additional announced projects providing further long-term upside.

Sources: (1) BMO Capital Markets (Jun 2026), (2) RBN Energy (Mar 2026)

NATURAL GAS OUTLOOK – UNLOCKING ACCESS TO GLOBAL MARKETS

WESTERN CANADIAN LNG BUILDOUT[1]

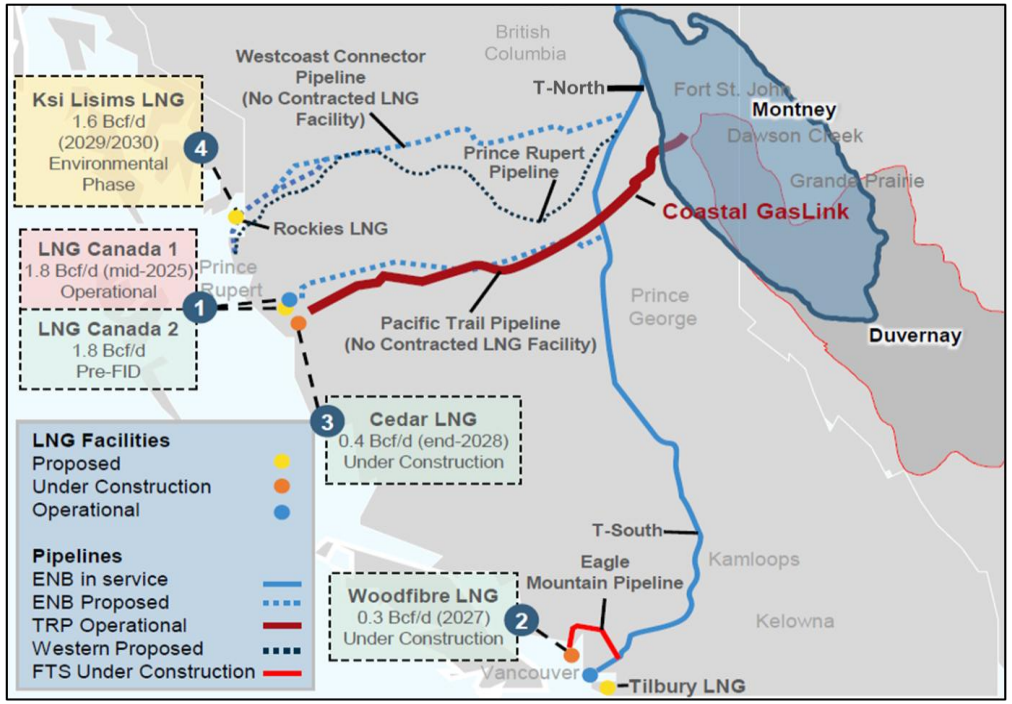

Canadian West Coast LNG projects, led by LNG Canada and supported by Woodfibre, Cedar and Ksi Lisims, are establishing a direct link between Western Canadian gas and global markets. Canadian export capacity is building toward ~6 Bcf/d by 2030[1] to capitalize on a geographic advantage to the Asian markets, the largest global consumers of LNG.

LNG SHIPPING TIME TO ASIA[2]

It takes 10 days to ship LNG from Canada's West Coast to Asia, compared to 24 days from the U.S. Gulf Coast. LNG Canada's GHG emissions profile is projected to be 32% lower than the world's currently best-performing liquefaction plants[2]. Woodfibre LNG plans to be the first LNG export facility in the world to achieve net zero emissions [3].

Sources: (1) National Bank Capital Markets (Apr 2026), (2) Canada Action, (3) Woodfibre LNG

NATURAL GAS OUTLOOK – ADVANCES IN TECHNOLOGY DRIVING GROWTH

POWER DEMAND DRIVING RISING ENERGY DEMAND[1]

~29 Bcf/d Demand Growth

LNG Exports:
+19.6 Bcf/d

AI/Data Center; Crypto; EVs:
+6.8 Bcf/d

Mexico Exports:
+2.1 Bcf/d

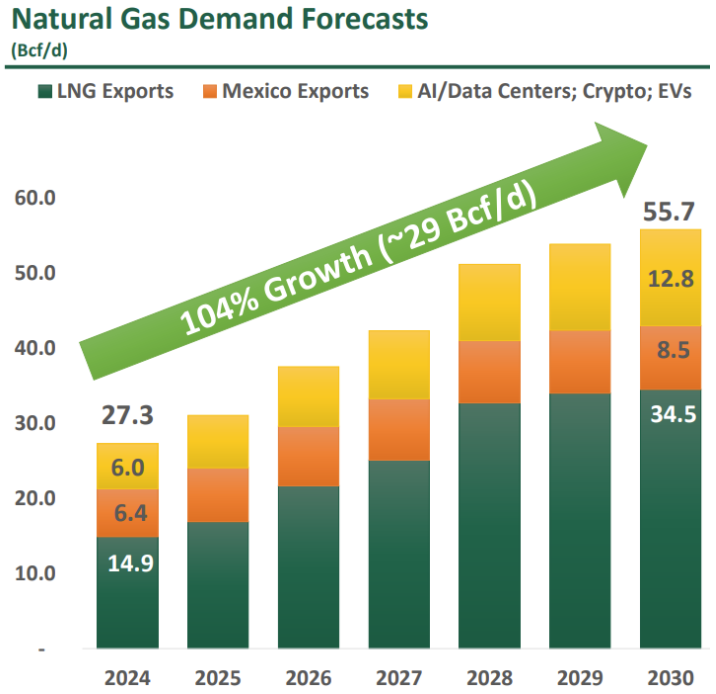

Rising demand from the expansion of artificial intelligence-focused data centres, cryptocurrency mining and electric hybrid vehicles are increasingly seen as supporting an extended period of power-gen development from all sources, including natural gas.

ACCELERATING DEMAND FROM DATA CENTRES[2]

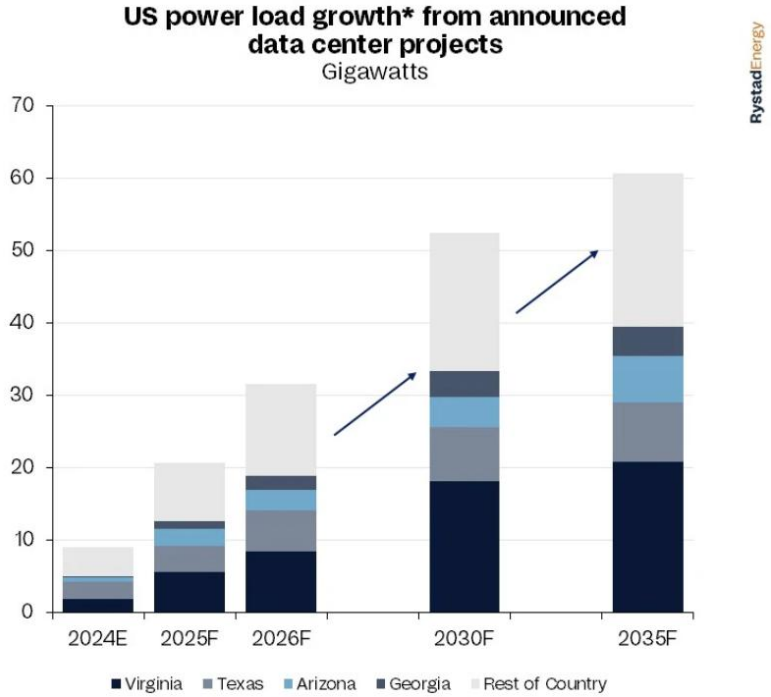

AI and cloud computing are accelerating U.S. electricity demand with data centre needs expected to increase from 10 GW in 2024 to 60 GW by 2035. Natural gas is the largest energy source for power generation in North America.

Pine Cliff continues to negotiate with potential partners to deliver natural gas for data centre and power generation projects.

Sources: (1) Antero Resources, (2) Natural Gas Intelligence

NATURAL GAS OUTLOOK – SUPPLY GROWTH SLOWING

WESTERN CANADA NATURAL GAS SUPPLY[1]

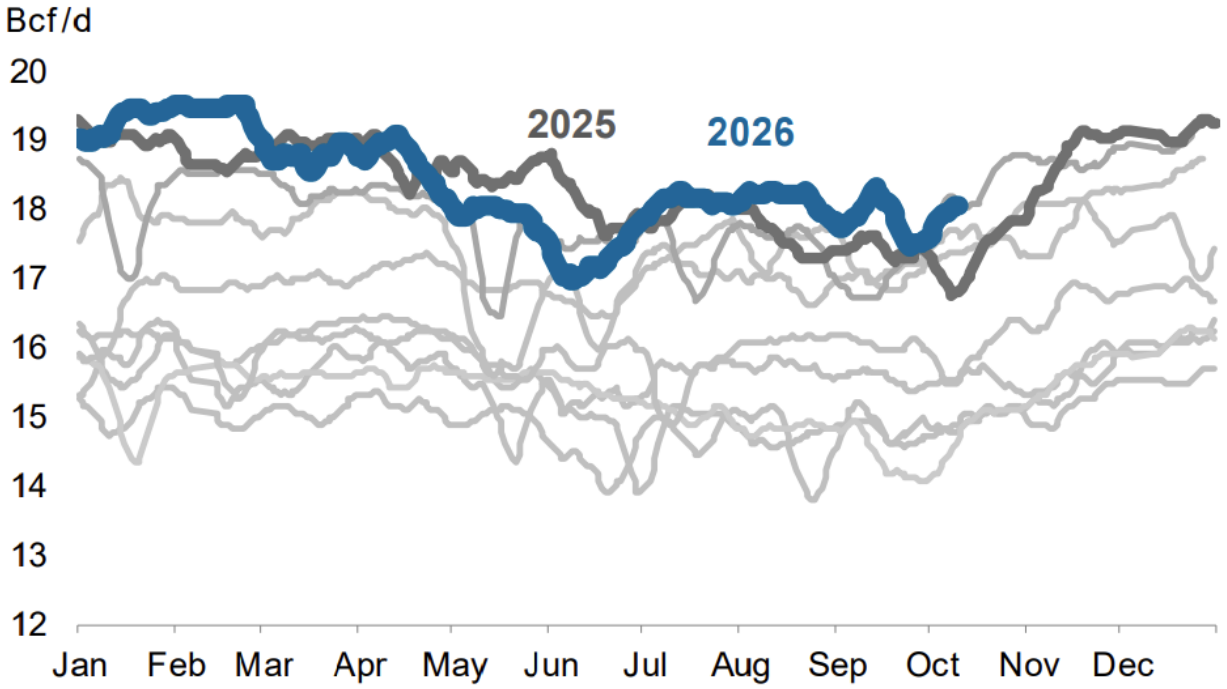

2026 Western Canadian natural gas supply continues to track close with 2025 levels, despite rising natural gas demand.

U.S. NATURAL GAS SUPPLY 7-DAY AVERAGE[2]

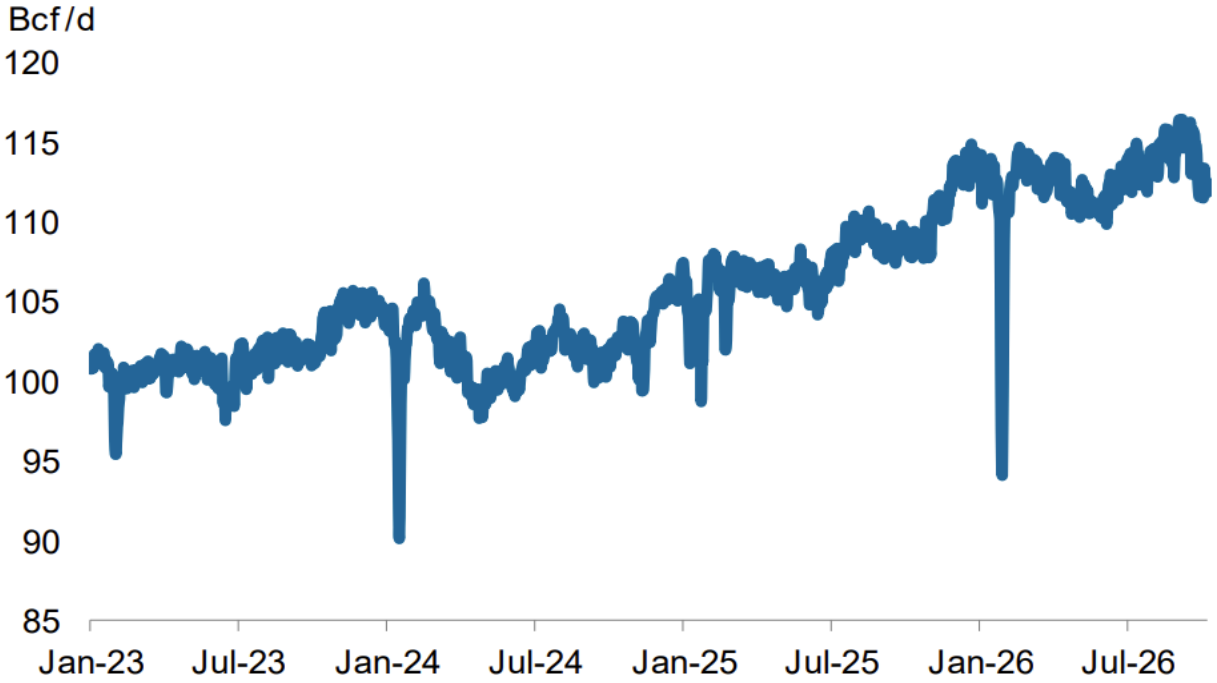

Despite projected higher natural gas demand, U.S. natural gas production has slowed in 2026. Production temporarily fell off in late January due to cold-weather related freeze-offs.

Sources: (1) & (2) ARC Energy Institute (Oct 2026)

NATURAL GAS OUTLOOK – INDUSTRY CAPEX DISCIPLINE AS DEMAND GROWS

CANADIAN E&P CAPEX VS CASH FLOWS[1]

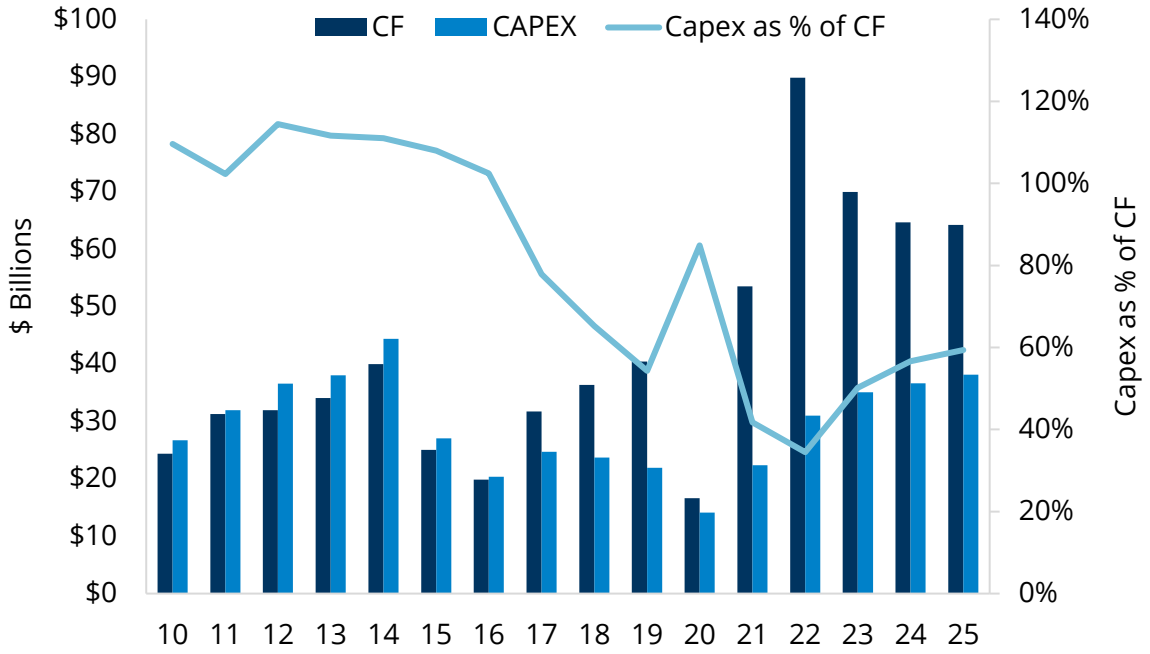

Capex as a percentage of cash flow has decreased significantly in the last five years in the oil and gas sector as more companies are returning capital to shareholders rather than increasing capex for growth purposes.

STRUCTURAL DEMAND GROWTH[2]

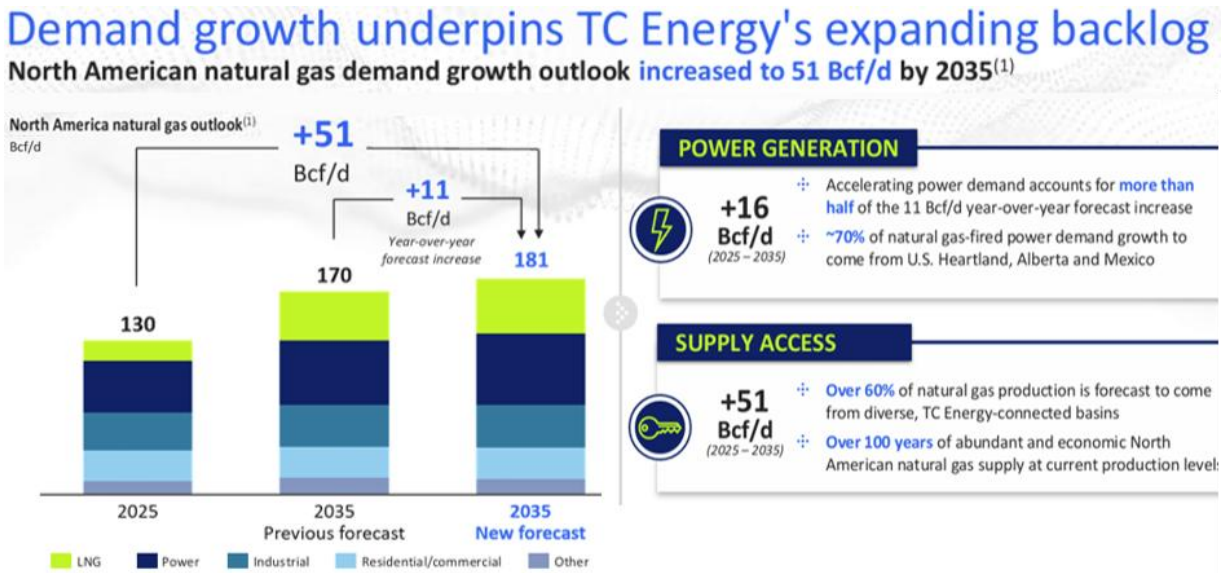

North American natural gas demand is entering a structural growth phase, driven by LNG exports, industrial expansion, and rising power needs from AI and data infrastructure; 43% of electricity in the United States is generated from natural gas[3].

Sources: (1) FactSet (Nov 2025), (2) TC Energy internal data and forecast (Aug 2026), (3) EIA

NATURAL GAS OUTLOOK – POTENTIAL FOR STORAGE VOLATILITY WITH INCREASING DEMAND

WESTERN CANADIAN GAS STORAGE[1]

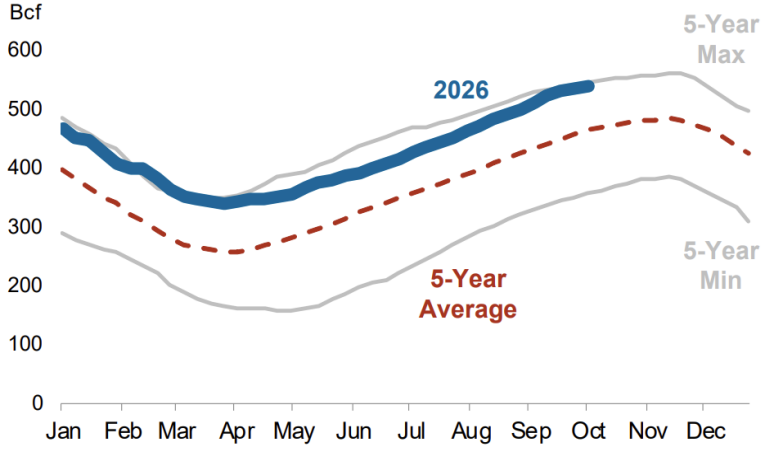

Western Canada's natural gas storage is near the top end of the 5-year range as LNG Canada Phase 1 ramps to full capacity.

U.S. NATURAL GAS STORAGE (TCF)[2]

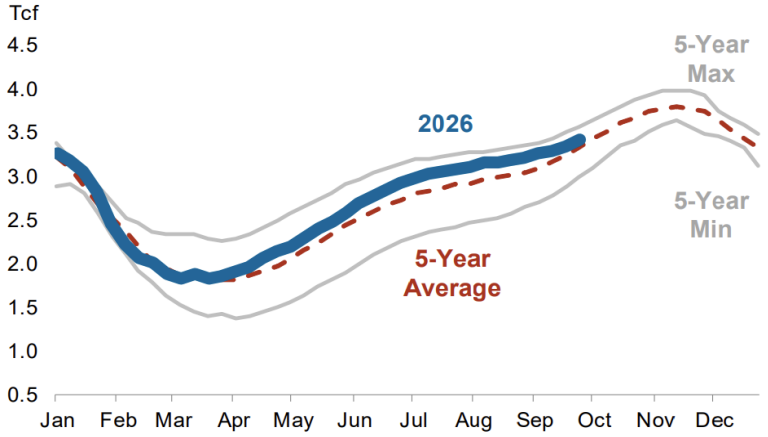

U.S. natural gas storage levels have moved back toward seasonal averages following cold-weather related demand in early 2026 and increasing LNG and data centre demand growth.

CHANGE IN DEMAND AND NATURAL GAS INFRASTRUCTURE[3]

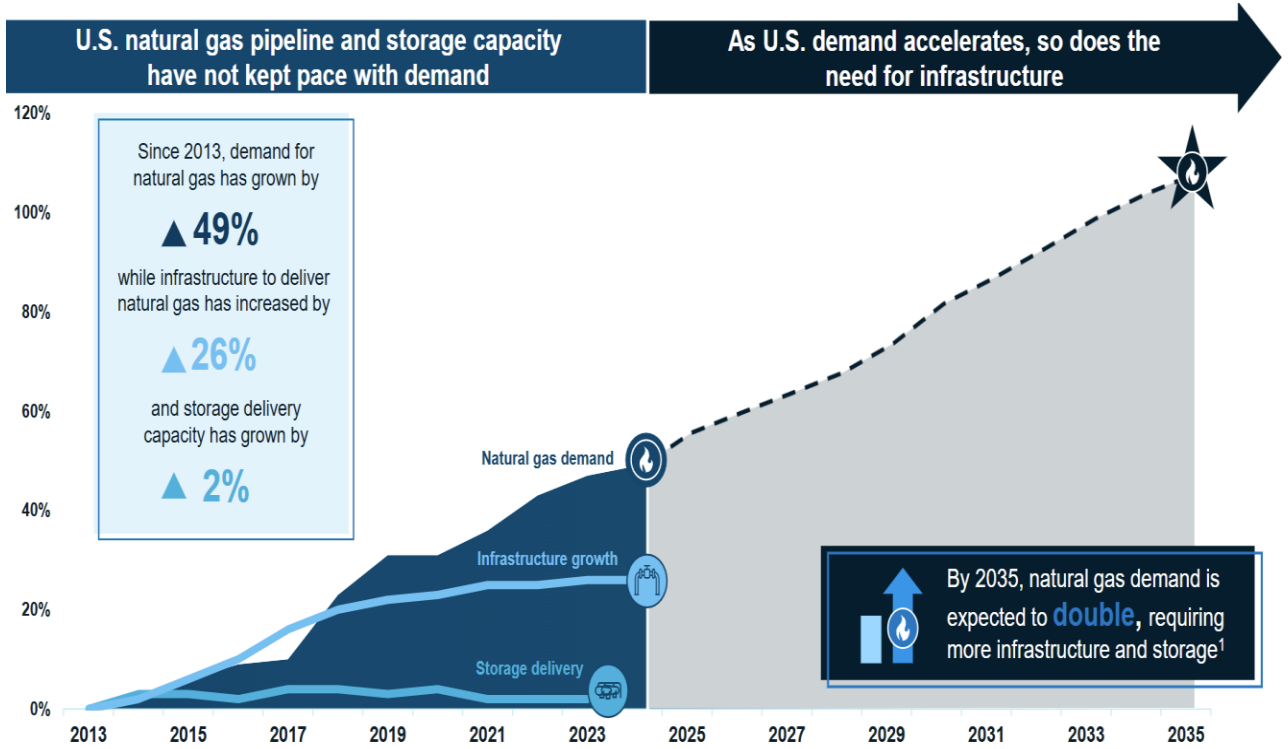

The growth in the size of the supply and demand market has far outstripped the expansion of storage capacity. This has led to more severe and volatile movements in storage levels during times of supply and demand imbalances.

Sources: (1) (2) ARC Energy Institute (Oct 2026), (3) Williams (Jun 2026)

NATURAL GAS OUTLOOK – GLOBAL DEMAND IS GROWING

GLOBAL ENERGY DEMAND FORECAST[1]

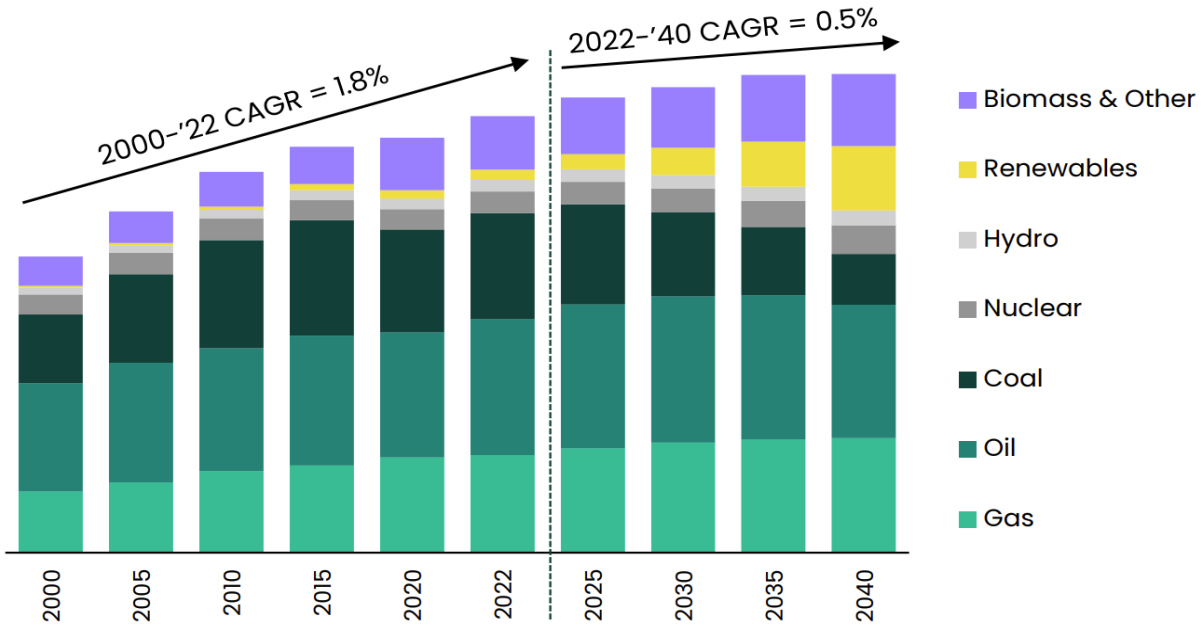

Global demographic and economic growth are set to drive higher energy consumption through 2040, with natural gas demand rising steadily and oil remaining resilient through the decade. While renewables are expected to rise in the 2030s, energy security, political will and affordability are expected to shape the pace of growth.

GLOBAL LNG SUPPLY-DEMAND GAP (MTPA)[2]

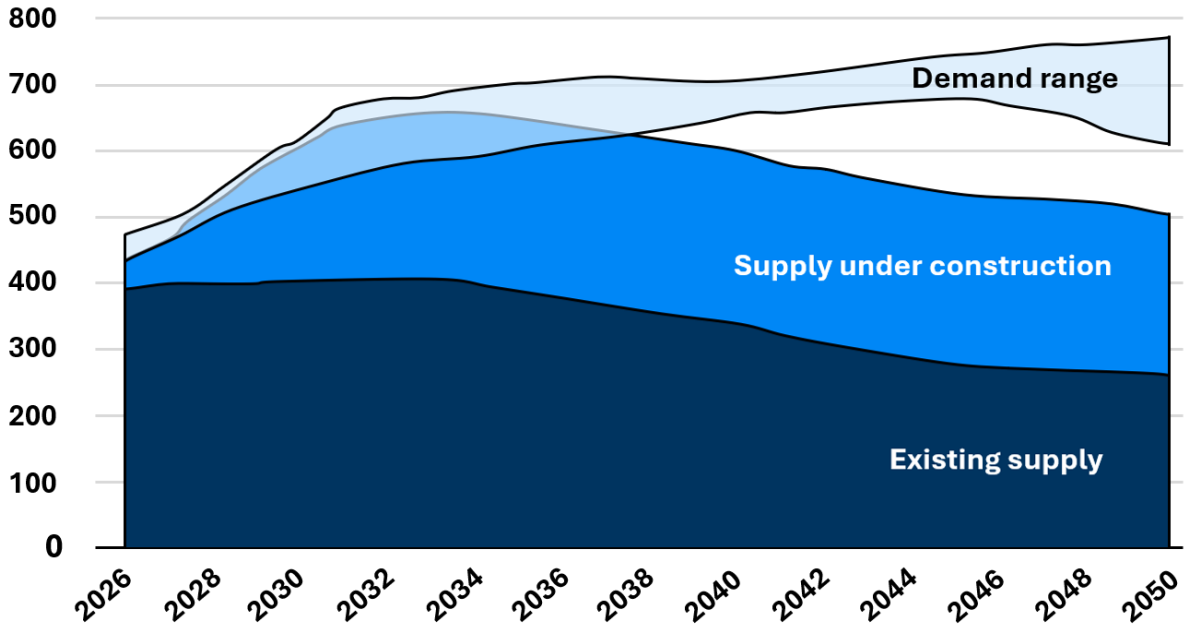

Global LNG demand is tracking above available supply through the forecast horizon, with the gap widening post-2030 as existing supply declines. While current LNG developments will contribute to LNG supply growth, Shell expects that additional capacity will be needed post-2030.

Sources: (1) Baker Hughes (Jan 2025), (2) Shell LNG Outlook (Jun 2026)

APPENDIX



PINE CLIFF'S HEDGE POSITIONS HELP PROTECT NEAR-TERM CASH FLOW

AECO GAS HEDGE PROFILE (1)

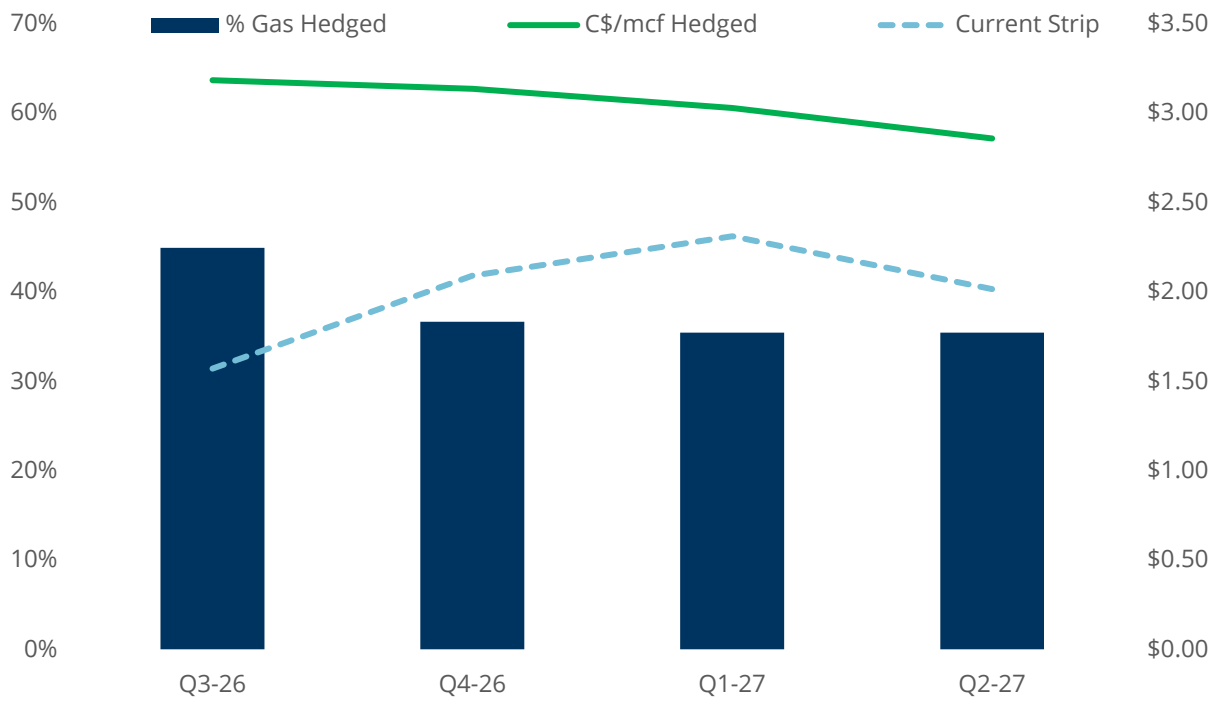

OIL HEDGE PROFILE (1)

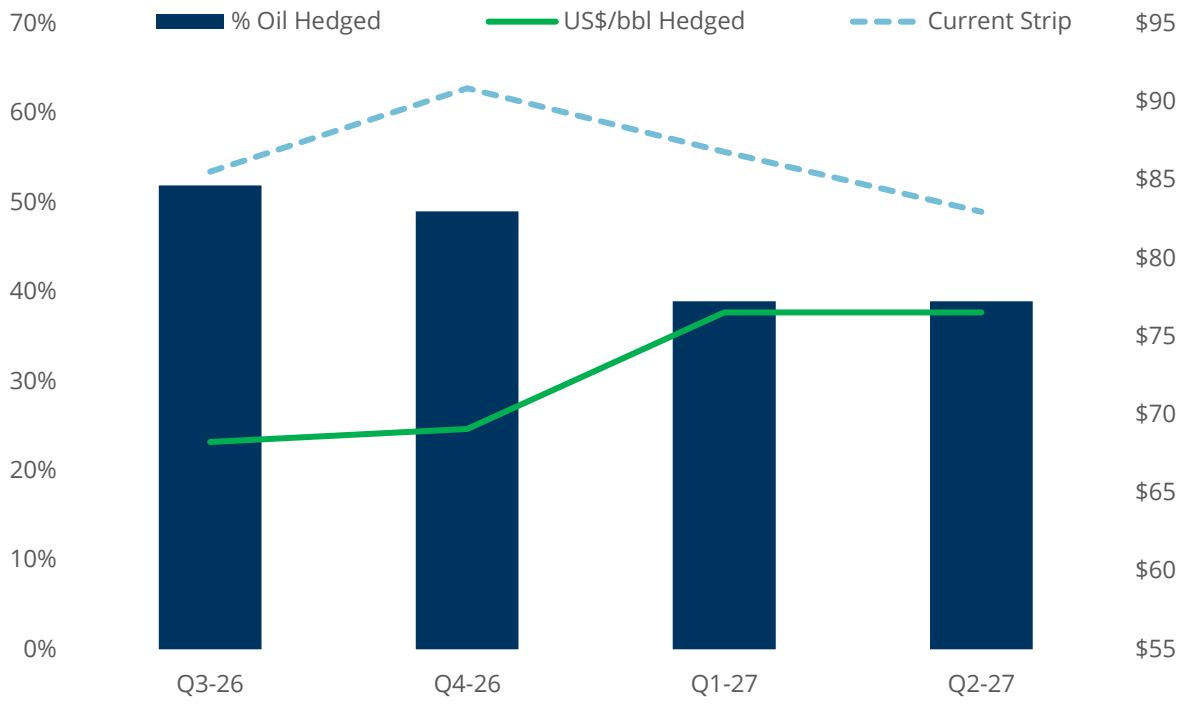

PNE will continue to layer in hedges to protect near term cash flow while maintaining leverage to higher gas prices; with 41% of natural gas hedged at $3.16/mcf through 2026.

(1) Hedge details can be found in the 2Q26 MD&A; % production based on 2Q26 volumes.

LOW PRODUCTION DECLINE IS A KEY DIFFERENTIATOR FOR PINE CLIFF

CANADIAN E&P CORPORATE DECLINES (2026E) [1]

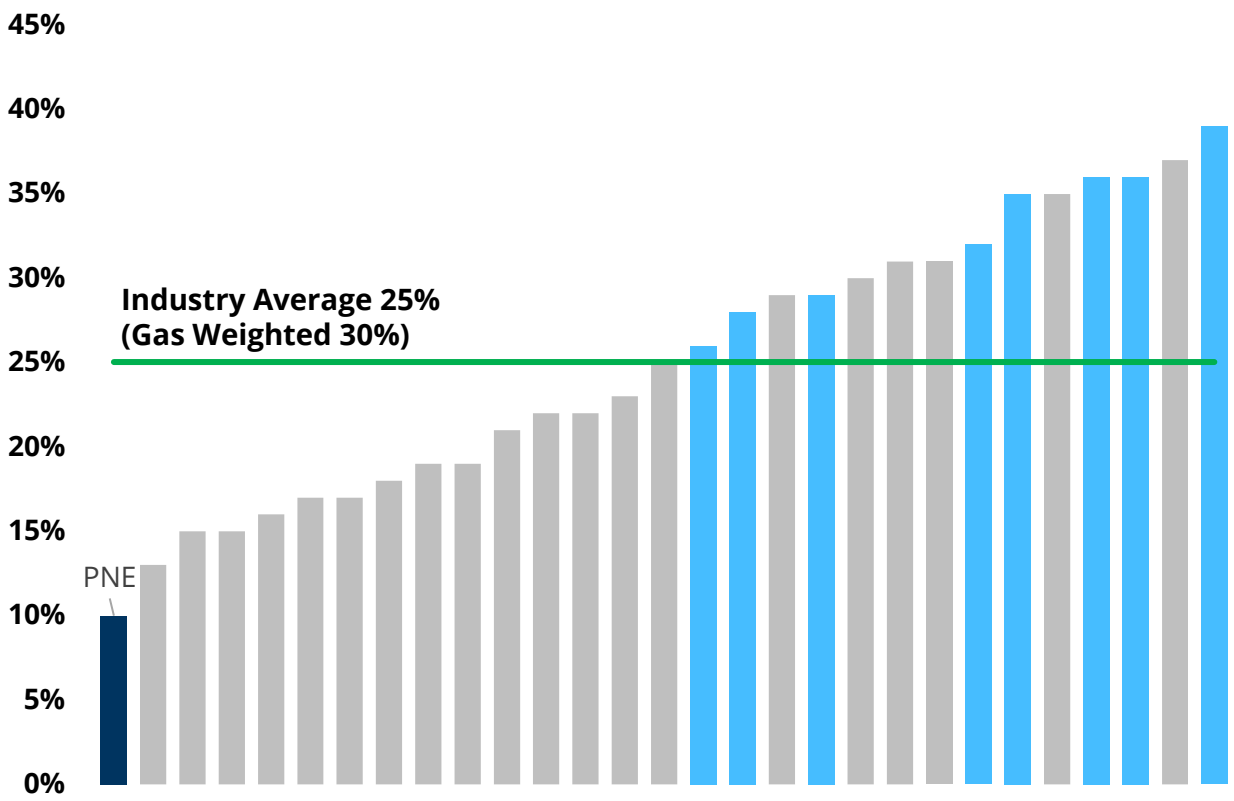

CANADIAN E&P CAPEX AS A % OF CF (2026E) [1]

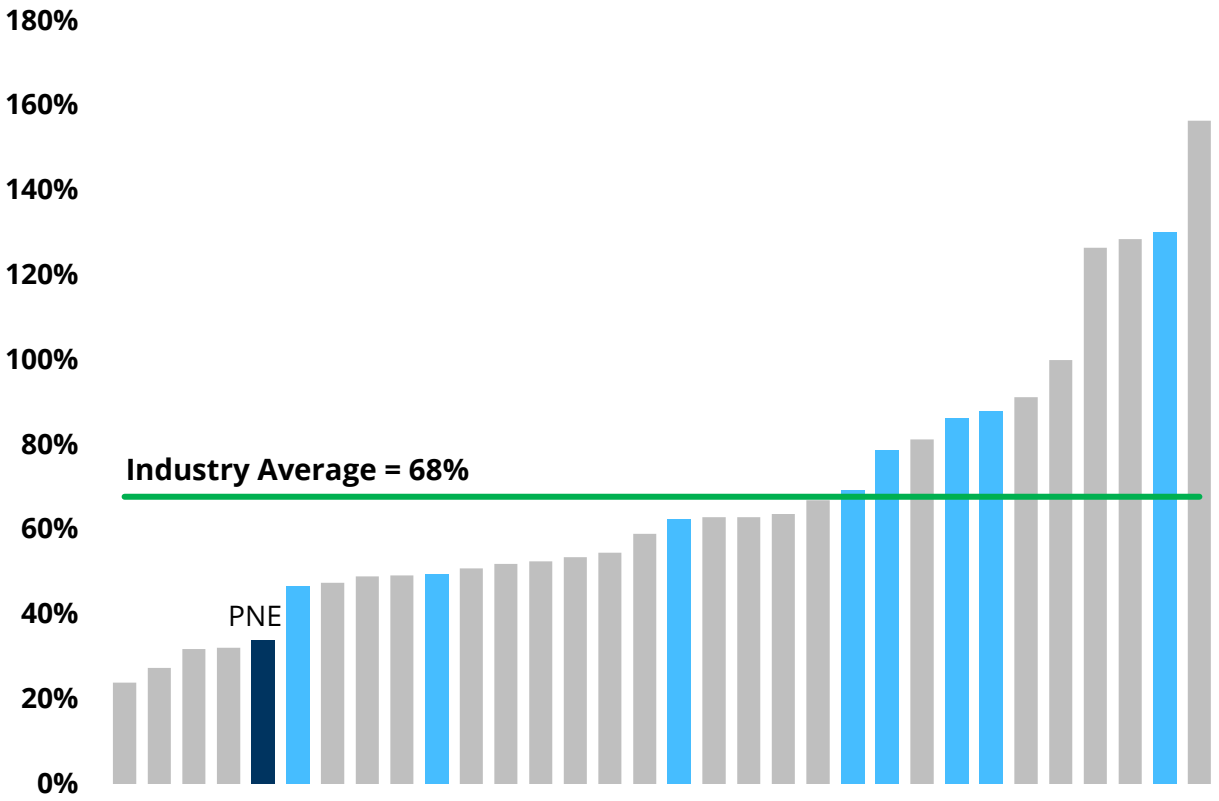

PNE's production decline rate ranks as one of the lowest among Canadian public producers and most notably, well below the Canadian natural gas-weighted producer average of 32%, which translates to less capex needed as a % of PNE cash flow to replace production.

(1) Source: Peters & Co. Limited (Jun 2026)

ETHICAL, SOCIAL AND BUSINESS PRACTICES

CORPORATE POLICIES

- All employees, head office consultants and field contract operators are required to review and sign off on Pine Cliff's Code of Business Conduct and Ethics Policy, Disclosure and Trading Policy, Information Security Policy, IT Acceptable Use Policy and Whistleblower Policy annually.

HIGH INSIDER OWNERSHIP

- Pine Cliff's Board of Directors, management, and AIMCo collectively hold ~ 14% of the outstanding shares and are invested in the long-term success and sustainability of the company and its reputation.

WHISTLEBLOWER POLICY

- Pine Cliff has an anonymous Whistleblower policy that allows the disclosure of potential breaches of any of our corporate policies or any other concern related to the conduct of our business.
- All Whistleblower complaints are reviewed by the Audit Committee and the Board of Directors.

INVOLVEMENT IN CHANGING REGULATORY FRAMEWORK

- Corporate representation on Explorers and Producers Association of Canada Board of Governors.
- Working in industry task forces and work groups on the review and development of new policy framework.

ACTIVELY INVOLVED IN THE COMMUNITY WE LIVE IN

- We support our employees and consultants to actively participate in coaching, mentoring and supporting schools, sports and other extracurricular activities.
- Pine Cliff continues to support multiple charities in all areas that it conducts operations in.

INDEPENDENT BOARD COMMITTEES

- Experienced and 100% independent Audit Committee; Governance, Nomination and Compensation Committee, and Reserves Committee.

EXPERIENCED BOARD AND MANAGEMENT

BOARD OF DIRECTORS

Hilary A. Foulkes (Chair of the Board)

Ms. Foulkes joined the Board of Directors of Pine Cliff in August 2023 and was appointed Chair in May 2026. Ms. Foulkes has over 35 years' experience in oil and gas operations and as an investment banking executive. Ms. Foulkes was previously Executive Vice-President and Chief Operating Officer for a public oil and gas company, responsible for portfolio management, operational strategy, and performance. In addition, Ms. Foulkes has considerable capital markets experience having worked as a Managing Director of a full-service investment bank. Ms. Foulkes has served as an independent director on both private and public oil and gas company boards and was the Board Chair of Enerplus Corporation (TSX/NYSE: ERF) and is now on the board of its successor company, Chord Energy Corp (NASDAQ: CHRD). Ms. Foulkes is a member of both the Institute of Corporate Directors ("ICD") and the National Association of Corporate Directors ("NACD") and is a lifetime member of the Association of Professional Engineers and Geoscientists of Alberta ("APEGA") and the Canadian Energy Geoscience Association ("CEGA"). Ms. Foulkes has a Bachelor of Science, Earth Science Major Degree, from the University of Waterloo.

Robert B. Fryk

Mr. Fryk joined the Board of Directors of Pine Cliff in May 2021 and is Chair of the Reserves Committee. He previously held the position of President and Chief Executive Officer of Gain Energy Ltd. from April 2017 until March 2021. Prior to that, he was Chief Operating Officer at Gain and Executive Vice-President and Chief Operating Officer at Velvet Energy Ltd. from 2011 to 2015. Mr. Fryk has over 37 years of experience in management, business development and operations, including oil and gas reservoir exploitation, drilling, completions, marketing and asset and corporate economic evaluations for acquisitions and divestments. Mr. Fryk has a Bachelor of Science – Chemical Engineering Degree from the University of Calgary and is a member of the Association of Petroleum Engineers and Geoscientists of Alberta.

Philip B. Hodge

Mr. Hodge joined Pine Cliff in January 2012 as President, Chief Executive Officer and Director and its first employee. Mr. Hodge also sits on the Board of Governors of EPAC. Prior to Pine Cliff, Mr. Hodge held the position of Vice President, Business Development at Penn West Exploration, at the time, one of the largest conventional oil and natural gas producers in North America. Prior to that, Mr. Hodge was a Managing Director at Mackie Research Capital Corporation and J.F. Mackie & Co., Calgary based investment banks, Vice President, General Counsel and Director of Westport Innovations Inc., President of Westport's China Division and a partner at Bennett Jones LLP, a Canadian national law firm, practicing in that firm's securities and mergers and acquisitions teams in its Calgary office.

EXPERIENCED BOARD AND MANAGEMENT

BOARD OF DIRECTORS

Calvin B. Jacober

Mr. Jacober joined the Board of Directors of Pine Cliff in August 2022 and is Chair of the Audit Committee. Mr. Jacober was most recently the Vice Chair Canada for PricewaterhouseCoopers LLP ("PwC") until his retirement in June 2022. Prior thereto, he was both the Managing Partner and the Assurance Leader for PwC's Calgary office. Mr. Jacober has provided both US and Canadian GAAP expertise to Canadian public Audit Committees and Boards for over 30 years, including on public offerings and market transactions. Mr. Jacober has significant boardroom experience reporting to Audit Committees on audit strategy and risks, internal controls and other complex accounting issues. Mr. Jacober has a Bachelor of Business from the University of Alberta and is a Chartered Professional Accountant.

Jacqueline R. Ricci

Ms. Ricci joined the Board of Directors of Pine Cliff in May 2020 and is Chair of the Governance, Nomination and Compensation Committee. Ms. Ricci has been a Vice President and Director at J. Zechner Associates, Toronto, Ontario, since 1997, where she is responsible for stock selection and portfolio mix in J. Zechner's Canadian Small/Mid-Capitalization Portfolios. In this position, Ms. Ricci has significant experience evaluating business plans and management performance in small and mid-capitalization companies in the Canadian market.

EXPERIENCED BOARD AND MANAGEMENT

PINE CLIFF MANAGEMENT TEAM

Philip B. Hodge - President & CEO

(See experience in board of directors' section)

Terry L. McNeill – Chief Operating Officer

Mr. McNeill joined Pine Cliff as Vice President Operations in April 2014 and was appointed Chief Operating Officer in January 2015. Mr. McNeill has over 20 years of industry experience and held the same position at Berkana Energy Corp. from September 2006 until January 2008 and Quatro Resources Ltd. from January 2008 until the sale of the company in November 2012. Mr. McNeill possesses a broad range of experience on all aspects of operations including production, construction, completions and drilling. Mr. McNeill holds a Bachelor of Science degree in Chemical Engineering from the University of Calgary and is a member of the Association of Professional Engineers and Geoscientists of Alberta.

Kristopher B. Zack – Chief Financial Officer and Corporate Secretary

Mr. Zack joined Pine Cliff in September 2023 as Vice President, Finance. Mr. Zack has 20 years of experience in the capital markets, most recently as Managing Director, Capital Markets in the investment banking group at Desjardins Securities. During his time in the capital markets, Mr. Zack was also a Brendan Wood ranked research analyst with coverage focused on mid and large-cap energy companies at both Desjardins and Raymond James. Mr. Zack holds a Bachelor of Commerce degree from the University of Alberta, is a member of the Chartered Professional Accountants of Alberta and is a Chartered Financial Analyst charterholder.

Daniel C. Keenan – Vice President Exploitation

Dan Keenan joined Pine Cliff as Senior Exploitation Engineer in November 2015 and was promoted to Manager of Exploitation in January 2021. Mr. Keenan has over 20 years of industry experience including in exploitation, reserves, production, drilling, completions, and facilities engineering. Prior to joining Pine Cliff, he held various roles at Pengrowth, NAL Corp. and ConocoPhillips Canada. Mr. Keenan holds a Bachelor of Mechanical Engineering from the University of Victoria and is a member of the Association of Professional Engineers and Geoscientists of Alberta.

Austin W. Nieuwdorp – Vice President Finance and Controller

Austin Nieuwdorp originally joined Pine Cliff in May 2015 and later returned to the company in June 2022 after term as Finance Manager at Eavor Technologies Inc. Mr. Nieuwdorp has 10 years of experience in various accounting and financial reporting capacities, most recently Corporate Controller at Pine Cliff Energy. Mr. Nieuwdorp holds a Bachelor of Management and Organizational Studies from the University of Western Ontario in 2010, and attained his Chartered Accountant designation in 2014 while articling at BDO Canada LLP from 2010 - 2015.

ACTIVE 13 YEARS OF ACQUISITIONS

TRANSACTION RECORD SINCE JANUARY 2012

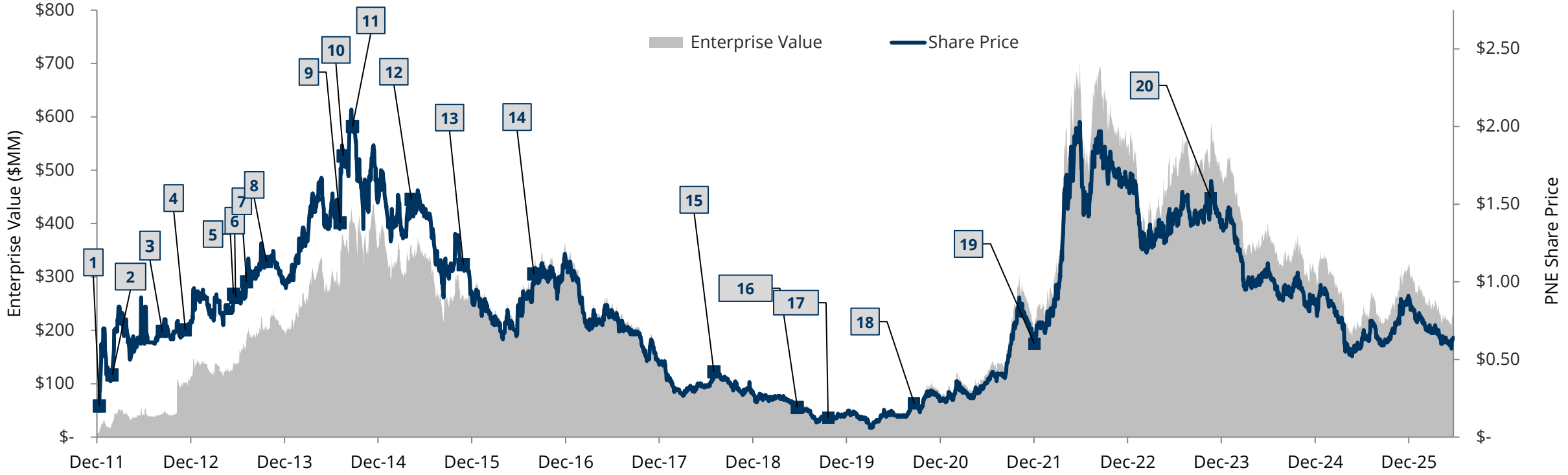

1. Dec 21/11 - Phil Hodge appointed President and CEO, George Fink appointed Chairman and announced $2.9mm rights offering and private placement
2. Feb 10/12 – announced $23.5mm Carrot Creek/Edson acquisition
3. Oct 23/12- announced acquisition of Geomark Exploration Ltd.
4. Nov 20/12 – announced purchase of debt and security of Scope Energy and $5.4mm private placement at $0.70/share
5. May 27/13 – announced $34mm acquisition of additional 52% working interest in the Monogram Unit
6. June 4/13 – announced $25mm common share offering at $0.88/share
7. July 17/13 – announced $13.3mm acquisition of additional Southern Alberta assets and operatorship
8. Oct 2/13 – announced $20.0mm common share offering at $1.10/sh
9. July 17/14 – announced $100mm Southern Alberta/Saskatchewan asset acquisition
10. July 29/14 – announced $33.3mm Carrot Creek/Edson asset acquisition
11. Sept 2/14 – announced $60.1mm equity offering at $2.05/sh
12. April 20/15 – announced $14.1mm acquisition of additional assets in Edson
13. Nov 9/15 – announced $185mm acquisition of new core area in Central AB and $72mm common share offering at $1.08/sh
14. Oct 10/16 – issued $30mm promissory note and $11mm in promissory notes to insiders (July 29/16)
15. July 13/18 – issued $19mm promissory note and 2.85mm share purchase warrants at $0.51/sh to AIMCo expiring on July 13/21 and $1mm increase in promissory notes to insiders
16. May 31/19– completed $8.6mm asset acquisition in Central AB, $4mm flow-through common shares at $0.276/sh and $1.4mm common share offering at $0.23/sh
17. Oct 1/19 –extended $30mm of AIMCo debt to Dec 31/24, issued 7.5mm share purchase warrants at $0.21/sh to AIMCo, and extended $12mm insider debt to Dec 31/24
18. Sept 1/20 – AIMCo exercised its rights with share purchase warrants and purchased 7.5mm common shares
19. Dec 29/21 – announced $22.2mm acquisition of privateco in Ghost Pine area.
20. Oct 31/23 – announced $100mm acquisition of privateco in the Caroline area.

CORPORATE INFORMATION

BOARD OF DIRECTORS

Hilary A. Foulkes (Chair)
Robert B. Fryk
Philip B. Hodge
Calvin B. Jacober
Jacqueline R. Ricci

OFFICERS

Philip B. Hodge
President and Chief Executive Officer

Terry L. McNeill
Chief Operating Officer

Kristopher B. Zack
Chief Financial Officer and Corporate Secretary

Daniel C. Keenan
Vice President Exploitation

Austin W. Nieuwdorp
Vice President Finance and Controller

HEAD OFFICE

850, 1015 – 4th Street SW
Calgary, Alberta T2R 1J4
Phone: (403) 269-2289
Fax: (587) 393-1693

REGISTRAR AND TRANSFER AGENT

Odyssey Trust Company of Canada

AUDITORS

Deloitte LLP

ANALYST COVERAGE

Canaccord Genuity
Haywood Securities Inc.
Peters & Co.
Schacter Energy Research Services

STOCK LISTINGS

Toronto Stock Exchange ("TSX")
Trading Symbol : PNE

OTC Markets Group Inc. ("OTCQX")
Trading Symbol : PIFYF

WEBSITE

www.pinecliffenergy.com

INVESTOR CONTACT

info@pinecliffenergy.com